



Profit from the Eagle Advantage®

Specification Sheet

Short Form Specifications

Eagle MHC Three-Compartment Laboratory Sink, model _____ . Constructed of 14-gauge type 304 stainless steel, with #4 brushed finish. Fully welded and polished bowls with radius corners. Rolled edges on front and sides, 8"-high backsplash with downturn edge and mounting clips. Stainless legs, gussets, and feet standard. Faucet holes punched on 8" centers. 3-1/2" basket drain with 1-1/2" outlet. Drainboards, when included, sloped and integral to bowls. NSF/CSA-approved.



2-compartment sink



sink with drainboard
at left



sink with
drainboard
at right



sink with two drainboards

EAGLE GROUP

100 Industrial Boulevard, Clayton, DE 19938-8903 USA
Phone: 302-653-3000 • 800-441-8440 • Fax: 302-653-2065
www.eaglegrp.com
www.eaglemhc.com

For custom configuration or fabrication needs, contact our **SpecFAB®** Division.
Phone: 302-653-3000 • Fax: 302-653-2065 • e-mail: quotes@eaglegrp.com

Item No.: _____
Project No.: _____
S.I.S. No.: _____

Laboratory Sinks — Three-Compartment

MODELS:

- ☐ **SSC-2445-3***
- ☐ **SSC-2454-3***
- ☐ **SSC-2463-3***
- ☐ **SSC-2472-3***

* See table on back for complete model numbers.

Design & Construction Features:

- 14-gauge 304 stainless construction
- 8" (203mm)-high backsplash, with downturn edge & Z-clip
- Stainless legs, gussets, and feet
- Faucet punched on 8" (203mm) centerlines
- Integral sloped drainboards
- 14" (356mm)-deep, 24" (610mm) front-to-back sink bowls available in lengths ranging from 15" to 21" (381 to 610mm).
- Overall sink lengths available range from 49" to 120" (1245 to 3048mm), depending on quantity and length of drainboards.

Options / Accessories

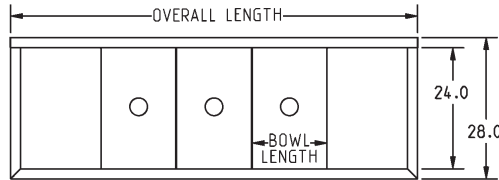
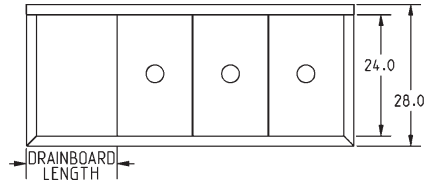
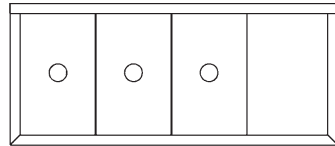
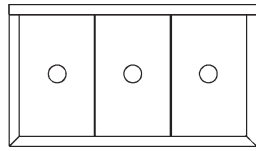
- ☐ 316 stainless construction
- ☐ Stainless crossbracing
- ☐ Faucets
- ☐ Drains
- ☐ Custom sizes

Certifications / Approvals

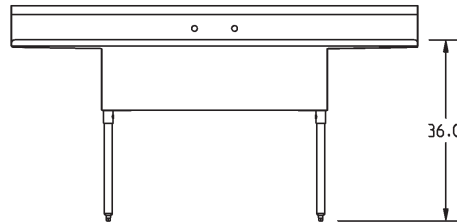
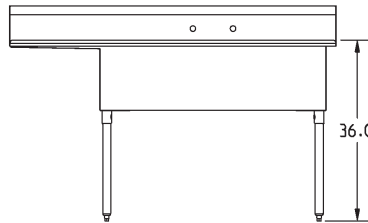

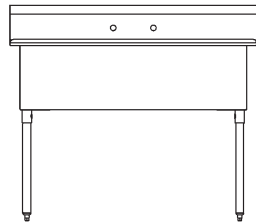


Item No.: _____
Project No.: _____
S.I.S. No.: _____

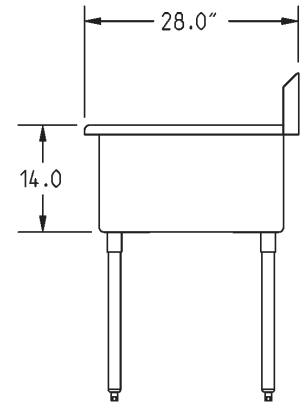
Laboratory Sinks – Three-Compartment



TOP VIEWS



FRONT VIEWS



SIDE VIEW OF ALL SINKS

model #	BOWL DIMENSIONS				DRAINBOARD			OVERALL DIMENSIONS				weight	
	width		length		quantity	length		width		length		lbs.	kg
	in.	mm	in.	mm		in.	mm	in.	mm	in.	mm		
SSC-2445-3	24"	610	15"	381	0	-		28"	711	49"	1245	284	128.8
SSC-2445-3-18R or L *	24"	610	15"	381	1	18"	457	28"	711	65"	1651	303	137.4
SSC-2445-3-18	24"	610	15"	381	2	18"	457	28"	711	81"	2057	345	156.5
SSC-2454-3	24"	610	18"	457	0	-		28"	711	58"	1473	309	140.2
SSC-2454-3-18R or L *	24"	610	18"	457	1	18"	457	28"	711	74"	1880	347	157.4
SSC-2454-3-18	24"	610	18"	457	2	18"	457	28"	711	90"	2286	370	167.8
SSC-2463-3	24"	610	21"	533	0	-		28"	711	67"	1702	339	153.8
SSC-2463-3-24R or L *	24"	610	21"	533	1	24"	610	28"	711	89"	2261	382	173.3
SSC-2463-3-24	24"	610	21"	533	2	24"	610	28"	711	111"	2819	426	193.2
SSC-2472-3	24"	610	24"	610	0	-		28"	711	76"	1930	383	173.7
SSC-2472-3-24R or L *	24"	610	24"	610	1	24"	610	28"	711	98"	2489	422	191.4
SSC-2472-3-24	24"	610	24"	610	2	24"	610	28"	711	120"	3048	456	206.8

* "R" indicates drainboard is located at the right end of the unit, and "L" indicates drainboard is at the left end.

EAGLE GROUP

100 Industrial Boulevard, Clayton, DE 19938-8903 USA

Phone: 302-653-3000 or 800-441-8440 • Fax: 302-653-2065

www.eaglegrp.com • www.eaglehmc.com

Printed in U.S.A.
©2025 by Eagle Group

Rev. 04/25

Spec sheets available for viewing, printing or downloading from our online literature library at our websites

Although every attempt has been made to ensure the accuracy of the information provided, we cannot be held responsible for typographical or printing errors. Information and specifications are subject to change without notice. Please confirm at time of order.