

# Mobile Partition

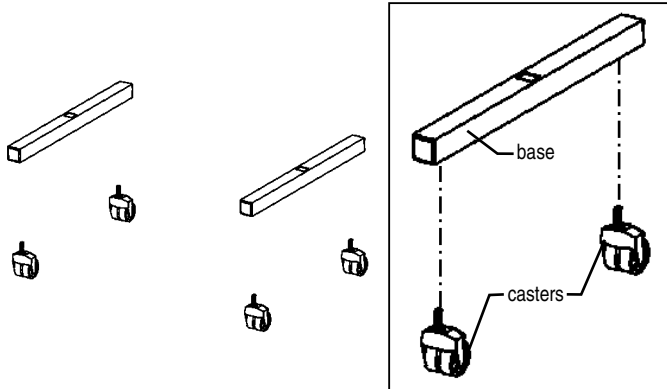
## ASSEMBLY INSTRUCTIONS

### CAUTION

INSPECT CONTENTS IMMEDIATELY AND FILE CLAIM WITH DELIVERING CARRIER FOR ANY DAMAGE.  
**SAVE YOUR BOX AND ALL PACKING MATERIALS.**  
YOU ARE RESPONSIBLE FOR DAMAGE TO YOUR UNIT IF RETURNED IMPROPERLY PACKED.

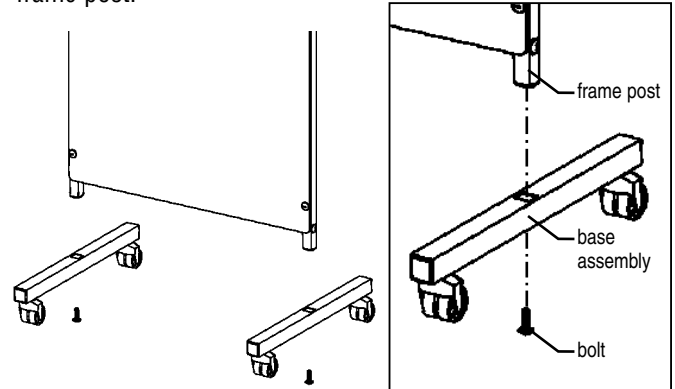
### Step 1 - Attach two casters to each base.

- Run stem of caster into one of the two threaded holes of base. Repeat with remaining caster and threaded hole.
- Repeat Step 1 with remaining casters and remaining base.



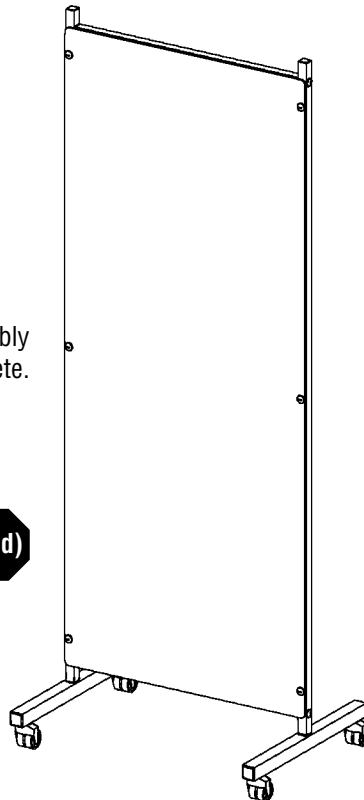
### Step 2 - Attach frame to base assemblies.

- Run bolt up through base assembly and into threaded hole at the bottom of frame post.
- Repeat Step 2 with remaining base assembly and remaining frame post.



Assembly is complete.

(End)



Revised 10/20