

PRODUCTS FOR HEALTHCARE

- **AdjusTable® Work Surfaces**
- **Angled Shelf Carts**
- **Angled Shelf Utility Carts**
- **Basket Carts**
- **Cleanroom Tables**
- **Countertop Drop-In Sinks**
- **Floor-Trak® Storage Systems**
- **Hand Sinks**
- **Lavatory Sinks**
- **Quad-Adjust® Wire Shelving**
- **QuadPLUS® Polymer Shelving**
- **Quadtruss® Wire Shelving**
- **Security Modules**
- **Security Units**
- **Stainless Steel Countertops**
- **Stainless Steel Inset Casework**
- **Utility Carts**
- **Vertical Storage Cabinets**
- **Wall Shelves**

PRODUCTS FOR PHARMACY



Material Handling, Healthcare & Cleanroom Equipment




Phone: 1-800-441-8440 • F: 302-653-2065 • www.eaglemhc.com

Click on the
EG number
button to
download the
spec sheet for
each product.

Floor-Trak®

**ADA
Compliant**



*Single Deep Floor-Trak® Unit
shown assembled with wire starter unit
– wire shelving unit sold separately*

- Single-deep kit comes complete with all necessary parts and hardware.
- Skates are aircraft-quality aluminum with stainless steel inserts and hardened steel ball bearings.
- Weight capacity of 2000 lbs. per mobile section.

Single

Download
Spec Sheet
EG01.39A

Double

Download
Spec Sheet
EG01.39B



**QuadPLUS® Polymer Shelving -
Green Panels**



**Double Deep Floor-Trak® shown with bin rails, sold
separately.**

Carts

***Collapsible X-frame is ideal for
pharmacy, lab, medical records
and other small tasks.***



Basket Cart

Download
Spec Sheet
EG05.04



**Utility Cart
– with Solid Shelf**

Download
Spec Sheet
EG01.10



- Features two chrome wire shelves and one stainless steel solid shelf.
- Features an angled wire shelf with 3½" upturn and a zinc-plated undershelf.

Angled Shelf Utility Cart

Download
Spec Sheet
EG07.02

Shelving Units

- QuadTruss® makes shelves up to 25% stronger and provides a retaining ledge for increased strength and product retention.



QuadTruss® Units
– 4 or 5 Shelf Units

Download
Spec Sheet
EG01.25

QuadTruss®
Stem Caster Carts

Download
Spec Sheet
EG01.07



Click on the
EG number
button to
download the
spec sheet for
each product.

RFID Compliant

PLAY
VIDEO

QuadPLUS® Polymer Units
– 4 or 5 Shelf Units

Download
Spec Sheet
EG01.47A-B

Angled Shelf Cart & Storage Bins

Add to your existing shelving without having to
disassemble the entire unit.



channel of shelf
corner fits into
slot of collar
attached to split
sleeve

PATENTED!
(Patent #7,992,731)



PLAY
VIDEO

Quad-Adjust® Units
– 4 or 5 Shelf Units

Download
Spec Sheet
EG01.14B



- Shelves adjust up to a 30° slant.
- All models include three dividers per shelf.

Angled Shelf Cart
– 4 or 5 Shelf Option

Download
Spec Sheet
EG05.08



Storage Bins

Download
Spec Sheet
EG05.07

**The perfect solution to organizing or storing small
items. Lightweight but durable.**



Click on the EG number button to download the spec sheet for each product.

Security Modules



Module Unit*
– Flip-Up Door

Download
Spec Sheet
EG01.16



Module Unit*
– Hinged Door

Download
Spec Sheet
EG01.16

**Shelving Unit Sold Separately*

– Converts a portion of a shelving unit into a lockable enclosed security unit.

– More than one module can be added to a unit depending on the unit's overall height

Security Units

- 2' x 2' mesh panels.
- Stationary or mobile units available for full-size models.
- Three styles available: full-size units, full-size dolly truck units, and mini units.



- 40" overall height.
- Optional shelves available.

Mini Security Unit
– Chrome Finish

Download
Spec Sheet
EG01.22

additional
center
shelves
optional



Mobile Security Unit
– Chrome Finish

Download
Spec Sheet
EG01.22

- 69" overall height.
- Features dolly with wraparound bumper.
- Four swivel 5" poly plate casters, two with brakes.

Dolly Truck Security Unit
– Chrome Finish

Download
Spec Sheet
EG01.22

Wall Shelves

- Snap n-Slide® wall shelves feature a unique design – brackets can be mounted to wall studs, with no tools required to attach shelf to wall brackets.



Snap-n-Slide®
– Solid Shelves

Download
Spec Sheet
EG02.01



wire shelf sold separately

Wire Wall Mounts
Stationary

Download
Spec Sheet
EG02.12

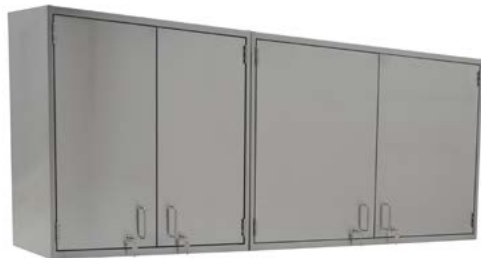


Equipment Shelf
with Cord Cutout

Download
Spec Sheet
EG02.10M

Stainless Steel Inset Casework

- Casework construction and performance characteristics are in full compliance with SEFA 8M Metal Standards.
- Available in sitting and standing heights.



Download
Casework Brochure
EG7024



- Base Cabinets
- Door/Drawer Combos
- Upper Cabinets
- Tall Cabinets
- Pegboards
- Bench Frames
- Filler Panels
- Stainless Steel Countertops

Stainless Steel Vertical Storage Cabinets

- All Type 304 stainless steel construction.
- Four adjustable intermediate shelves.
- Stainless steel hinged doors with wire-style pulls.
- Stationary and mobile units available.
- Available with flat or slanted top.



**Vertical Storage
Cabinet - Stationary**

Download
Spec Sheet
EG04.11



**Vertical Storage
Cabinet - Mobile**



**Wall Mounted Cabinet
-Glass Doors**



EAGLE
SpecFAB Division

Quality Stainless & Millwork Fabrication

quotes@eaglegrp.com

Click on the
EG number
button to
download the
spec sheet for
each product.

Custom Equipment

Manufactured to Your Specifications!

CUSTOM APPLICATIONS COMPRISED OF SPECIALLY FABRICATED, STAINLESS STEEL EQUIPMENT OR PRE-FAB MODULAR COMPONENTS, OR A COMBINATION OF BOTH, WORK THEIR WAY QUICKLY THROUGH A SIMPLE YET SOPHISTICATED DESIGN, APPROVAL AND FABRICATION PROCESS. EQUIPMENT BUILT TO YOUR EXACT SPECIFICATIONS, PRE-WIRED AND PRE-PLUMBED, IS SHIPPED WITH SHORTER LEAD TIMES AND AT A LOWER OVERALL COST.

Click on the
EG number
button to
download the
spec sheet for
each product.

Stainless Steel Countertops



Stainless Steel
Countertops

Download
Spec Sheet
EG04.12

- 14 or 16 gauge Type 304 or 316 stainless steel.
- Standard front edge Square or Box Marine, unless otherwise specified.
- Fabricated sink bowls available in many sizes.
- Custom configurations available, consult factory.

Lavatory Sinks



- Available with foot pedal valve, knee valve or electronic eye faucet.
- Type 304 stainless steel sink bowl.
- gooseneck faucet spout and soap dispenser.
- Wall mount and pedestal models.

Lavatory Sinks

Download
Spec Sheet
EG20.12

Countertop Drop-In Self Rim Sinks

- Constructed of durable 304 stainless steel.
- Comes standard with mounting hardware, swivel faucet and 1½" basket drain.
- Available with one, two, or three compartments.
- Deep-Drawn and Fabricated construction available.

Three-Compartment

Download
Spec Sheet
EG20.39A-B



Countertop Drop-In Sinks - No Deck

- Constructed of durable 304 stainless steel.
- Comes standard with 1½" basket drain.
- Features 1½" trim on all four sides.
- Available with one, two, or three compartments.
- Deep-Drawn and Fabricated construction available.

One-Compartment

Download
Spec Sheet
EG20.17A-B



Hand Sinks

- Widest range of hand sink models to meet any requirement.
- Industry's only positive-drain bowl, assuring complete drainage.
- Type 304 stainless steel all-welded construction.

Download
EG7006
Handsink Brochure



Traditional Hand Sink
with Battery Powered Faucet

Download
Spec Sheet
EG20.42



Traditional Hand Sink
-with Foot Pedal

Download
Spec Sheet
EG20.44

Traditional Hand Sink
-with Knee Valve

Download
Spec Sheet
EG20.44



adjustable®



adjustable® Work Surface System

Download
Spec Sheet
EG04.04A



Download
Spec Sheet
EG04.04B

adjustable® Work Surface System - with Cantilevered Overhead System



adjustable® Work Surface System - with Wire Overhead System

Download
Spec Sheet
EG04.04C

Click on the EG number button to download the spec sheet for each product.

Stainless Steel Cleanroom Tables

- Type 304 stainless steel tables available with solid or perforated tops.
- Featuring brushed finish.
- Standard table bases are C-Frame, H-Frame or solid undershelf.
- Custom sizes available upon request.

Download
Spec Sheet
EG04.02

Cleanroom Tables



Solid Top, C-Frame Base



Solid Backsplash Top with H-Frame Base



Solid Top with Undershelf



Perforated Top with C-Frame Base



Perforated Backsplash Top with H-Frame Base



Perforated Top with Solid Undershelf

Lab Workstations for Non-Critical Environments Also Available

- 14 or 16 gauge stainless steel tops.
- Available with adjustable stainless steel undershelf or tubular base.
- Accommodates Eagle's Flex-Master® overshelf system.
- Custom sizes available upon request.

Download
Spec Sheet
EG10.70

Workstations for Non-Critical Environments

Download
Spec Sheet
EG10.08

Flex-Master® Overshelf Systems



SPACE Planning



Since joining the Revit® community, Eagle has been working diligently to create our Revit® content library of catalog items.

You can access Eagle's Revit® library through our website—www.eaglemhc.com—which features a link on the homepage which takes you directly to our offering in the KCL library.




Contact us...

If you are interested in a model that is not yet available via our website, please contact us via email at: revit@eaglegrp.com

Please include the following information with your request, if applicable:

- Contact information
- Project name
- Requested timeline
- Deliverable media
- Plans and/or specifications related
- Special considerations
- Revit version (2011-2018 available)
- Custom or standard (include Model #)

IVF Lab Installation:




Shelf Select™

A No-Cost Design & Layout Service for Shelving Products.

1. Supply us with details of your project.
2. We'll provide you with drawings and a quote.




Plan View



Perspective View

Quote includes model numbers, net prices and shipping weights for all components in specified job. (Provided after plan view is approved.)



To get started:

E-Mail: quotes@eaglegrp.com

Fax: 302-653-3091

A completed Shelf Select™ custom layout and quotation will be mailed, e-mailed or faxed back to you within 48 hrs.

©2024 Eagle Group.

Although every attempt has been made to ensure the accuracy of the data in this publication, we cannot be responsible for printing or typographical errors or omissions.



Healthcare Products



Material Handling, Healthcare & Cleanroom Equipment

100 Industrial Blvd. Clayton DE, 19938
P: (800) 441-8440 • F: (302) 653-2065
www.eaglemhc.com



Rev. 05/24 EG7041