

PRODUCTS FOR HEALTHCARE

- **AdjusTable® Work Surfaces**
- **Cleanroom Tables**
- **Countertop Drop-In Sinks**
- **Floor-Trak® Storage Systems**
- **Gowning Benches**
- **Gowning Racks**
- **Hand Sinks**
- **Instrument Tables**
- **Lab Workstations**
- **Quad-Adjust® Wire Shelving**
- **QuadPLUS® Polymer Shelving**
- **Quadtruss® Wire Shelving**
- **Security Modules**
- **Security Units**
- **Stainless Steel Countertops**
- **Stainless Steel Inset Casework**
- **Utility Carts**
- **Vertical Storage Cabinets**
- **Wall Shelves**

PRODUCTS FOR LABORATORIES



EAGLETM
MHC Division

Material Handling, Healthcare & Cleanroom Equipment



Phone: 1-800-441-8440 • F: 302-653-2065 • www.eaglemhc.com

Gowning Racks

- Single, double and cantilever gowning rack models available for non-removable hangers and removable hangers. Hangers sold separately.
- Freestanding gowning racks with wire components available with hanger slots, with hooks, or with a hanger tube.




Cantilevered Gowning Rack

Download
Spec Sheet
EG04.01A



Freestanding Gowning Rack with Hooks

Download
Spec Sheet
EG04.01B



**Wall Mounted
-with Optional Hangers**

Download
Spec Sheet
EG04.08

**Wall Mounted
-with Hooks**

Download
Spec Sheet
EG04.08



Gowning Benches

- All models feature flanged stainless steel foot plates for convenient attachment to floor.
- Solid models are available in brushed finish stainless steel.



Solid Gowning Bench

Download
Spec Sheet
EG04.03



Heavy Duty Gowning Bench

Download
Spec Sheet
EG04.13



Wire Gowning Bench

Download
Spec Sheet
EG04.03



**Gowning Bench
-with Undershelves**

Download
Spec Sheet
EG04.03

Utility Carts

- 800 lb. maximum weight capacity for heavy duty wire carts.

Utility Cart

- 3-Shelf Heavy Duty

Download
Spec Sheet
EG01.10



- Features 2 chrome wire shelves and one stainless steel solid shelf.

Utility Cart

- with Solid Shelf

Download
Spec Sheet
EG01.10



- 500 lb. maximum weight capacity for medium duty stainless steel carts.

Utility Cart

- Stainless Steel Construction

Download
Spec Sheet
EG01.42



Stainless Steel Countertops



Stainless Steel
Countertops

Download
Spec Sheet
EG04.12

- 14 or 16 gauge Type 304 or 316 stainless steel.
- Standard front edge Square or Box Marine, unless otherwise specified.
- Fabricated sink bowls available in many sizes.
- Custom configurations available, consult factory.

Click on the
EG number button
to download the
spec sheet for
each product.

Countertop Drop-In Self Rim Sinks

- Constructed of durable 304 stainless steel.
- Comes standard with mounting hardware, swivel faucet and 1½" basket drain.
- Available with one, two, or three compartments.

Download
Spec Sheet
EG20.39



Three-Compartment

Countertop Drop-In Sinks - No Deck

- Constructed of durable 304 stainless steel.
- Comes standard with 1½" basket drain.
- Features 1½" trim on all four sides.
- Available with one, two, or three compartments.



One-Compartment

Download
Spec Sheet
EG20.17

Stainless Steel Instrument Table



- Available with H-frame or undershelf.
- Edges of the top are safety hemmed.
- All welded assembly.
- 4" swivel casters.

Instrument Table

Download
Spec Sheet
EG05.01

Hand Sinks

- Widest range of hand sink models to meet any requirement.
- Industry's only positive-drain bowl, assuring complete drainage.
- Type 304 stainless steel all-welded construction.

Download
EG7006
Hand Sink Brochure



Traditional Hand Sink
-with Battery Powered Faucet

Download
Spec Sheet
EG20.42



Traditional Hand Sink
-with Foot Pedal

Download
Spec Sheet
EG20.44



Traditional Hand Sink
-with Knee Valve

Download
Spec Sheet
EG20.44



Laboratory

adjustTable®



Download
Spec Sheet
EG04.04A



Download
Spec Sheet
EG04.04B



Download
Spec Sheet
EG04.04C

Click on the EG number button to download the spec sheet for each product.

Stainless Steel Cleanroom Tables

- Type 304 stainless steel tables available with solid or perforated tops.
- Featuring brushed finish.
- Standard table bases are C-Frame, H-Frame or solid undershelf.
- Custom sizes available upon request.

Download
Spec Sheet
EG04.02

Cleanroom Tables



Lab Workstations for Non-Critical Environments Also Available

- 14 or 16 gauge stainless steel tops.
- Available with adjustable stainless steel undershelf or tubular base.
- Accommodates Eagle's Flex-Master® overshelf system.
- Custom sizes available upon request.

Download
Spec Sheet
EG10.70

Workstations for
Non-Critical Environments

Download
Spec Sheet
EG10.08

Flex-Master®
Overshelf Systems



EAGLE MHC • 100 Industrial Blvd. Clayton, DE 19938
Phone: 800-441-8440 • Fax: 302-653-2065 • www.eagle-mhc.com



Laboratory

Click on the EG number button to download the spec sheet for each product.

Shelving Units

- QuadTruss® makes shelves up to 25% stronger and provides a retaining ledge for increased strength and product retention.



channel of shelf corner fits into slot of collar attached to split sleeve

PATENTED!

(Patent #7,992,731)



QuadTruss® Units
– 4 or 5 Shelf Units

Download
Spec Sheet
EG01.25



PLAY VIDEO

Add to your existing shelving without having to disassemble the entire unit.

Quad-Adjust® Units
– 4 or 5 Shelf Units

Download
Spec Sheet
EG01.14B



RFID Compliant


PLAY VIDEO

QuadPLUS® Polymer Units
– 4 or 5 Shelf Units

Download
Spec Sheet
EG01.47A-B

Floor-Trak®

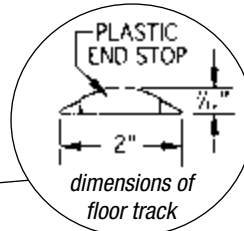
ADA Compliant



Download
Spec Sheet
EG01.39A

Single Deep Floor-Trak® Unit
shown assembled with wire starter unit
– wire shelving unit sold separately

- Single-deep kit comes complete with all necessary parts and hardware.
- Skates are aircraft-quality aluminum with stainless steel inserts and hardened steel ball bearings.
- Weight capacity of 2000 lbs. per mobile section.



PLASTIC END STOP
2"
1/2"
dimensions of floor track



QuadPLUS® Polymer Shelving - Green Panels



Download
Spec Sheet
EG01.39B

Double-Deep Multiple Unit Configuration



EAGLE MHC • 100 Industrial Blvd. Clayton, DE 19938
Phone: 800-441-8440 • Fax: 302-653-2065 • www.eaglemhc.com



Laboratory

Wall Shelves



Download
Spec Sheet
EG02.01

**Snap-n-Slide®
-Solid Shelves**

- Snap n-Slide® wall shelves feature a unique design – brackets can be mounted to wall studs, with no tools required to attach shelf to wall brackets.



wire shelf sold separately

**Wire Wall Mounts
-Stationary**

Download
Spec Sheet
EG02.12



**Equipment Shelf
-with Cord Cutout**

Download
Spec Sheet
EG02.10M

PPE Dispensers

All units feature #4 brushed finish type 304 stainless steel construction. Compartment size and quantity can be customized to specific needs.



Eye Protection Holder

- Compartments are sized for safety glasses and may be customized for goggles and other PPE.



Open Garment Dispenser

- Compartment is sized for folded garments, such as scrubs, gowns, and aprons.




Closed Garment Dispenser

- Single compartment is 12¼" wide, 22" tall, and 7⅞" deep.



Glove Dispenser

- Single compartment is 8⅞" wide, 17" tall, and 8" deep.



Glove Dispenser
with Catch Basin

Download
Product
Announcement
PA8225

Security Units

- 2' x 2' mesh panels.
- Stationary or mobile units available for full-size models.
- Three styles available: full-size units, full-size dolly truck units, and mini units.



- 40" overall height.
 - Optional shelves available.
- Mini Security Unit
- Chrome Finish**

Download
Spec Sheet
EG01.22



**Mobile Security Unit
- Chrome Finish**

additional center
shelves
optional

**Dolly Truck
Security Unit
- Chrome Finish**

- 69" overall height.
- Features dolly with wraparound bumper.
- Four swivel 5" poly plate casters, two with brakes.

Download
Spec Sheet
EG01.22

Download
Spec Sheet
EG01.22

Security Modules

**Shelving Unit Sold Separately*



**Module Unit*
- Hinged Door**

- Converts a portion of a shelving unit into a lockable enclosed security unit.

- More than one module can be added to a unit depending on the unit's overall height.



Download
Spec Sheet
EG01.16

Download
Spec Sheet
EG01.16

**Module Unit*
- Flip-Up Door**



EAGLE MHC • 100 Industrial Blvd. Clayton, DE 19938
Phone: 800-441-8440 • Fax: 302-653-2065 • www.eaglemhc.com



Stainless Steel Inset Casework

- Casework construction and performance characteristics are in full compliance with SEFA 8M Metal Standards.
- Available in sitting and standing heights.



- Base Cabinets
- Door/Drawer Combos
- Upper Cabinets
- Tall Cabinets
- Pegboards
- Bench Frames
- Filler Panels
- Stainless Steel Countertops

Stainless Steel Vertical Storage Cabinets



- All Type 304 stainless steel construction.
- Four adjustable intermediate shelves.
- Stainless steel hinged doors with wire-style pulls.
- Stationary and mobile units available.

Vertical Storage Cabinet



Stainless Steel Pegboards



- Heavy gauge 304 stainless steel construction.
- Comes standard with 6" white polymer pegs.
- 4" integral drip trough comes with 36" long clear flexible drain tubing.
- Wall mounting bracket included.

Pegboards



Click on the EG number button to download the spec sheet for each product.

Custom Equipment

Manufactured to Your Specifications!

CUSTOM APPLICATIONS COMPRISED OF SPECIALLY FABRICATED, STAINLESS STEEL EQUIPMENT OR PRE-FAB MODULAR COMPONENTS, OR A COMBINATION OF BOTH, WORK THEIR WAY QUICKLY THROUGH A SIMPLE YET SOPHISTICATED DESIGN, APPROVAL AND FABRICATION PROCESS. EQUIPMENT BUILT TO YOUR EXACT SPECIFICATIONS, PRE-WIRED AND PRE-PLUMBED, IS SHIPPED WITH SHORTER LEAD TIMES AND AT A LOWER OVERALL COST.



Wall Mounted Cabinet
-Glass Doors



quotes@eaglegrp.com

SPACE Planning



Since joining the Revit® community in late 2012, Eagle has been working diligently to create our Revit® content library of catalog items.

You can access Eagle's Revit® library through our website—www.eaglemhc.com—which features a link on the homepage which takes you directly to our offering in the KCL library.




Contact us...

If you are interested in a model that is not yet available via our website or Autodesk Seek, please contact us via email at: revit@eaglegrp.com

Please include the following information with your request, if applicable:

- Contact information
- Project name
- Requested timeline
- Deliverable media
- Plans and/or specifications related
- Special considerations
- Revit version (2011-2018 available)
- Custom or standard (include Model #)

IVF Lab Installation:



Shelf Select™

A No-Cost Design & Layout Service for Shelving Products.

1. Supply us with details of your project.
2. We'll provide you with drawings and a quote.




Plan View



Perspective View

Quote includes model numbers, net prices and shipping weights for all components in specified job.
(Provided after plan view is approved.)



To get started:

E-Mail: quotes@eaglegrp.com

Fax: 302-653-3091

A completed Shelf Select™ custom layout and quotation will be mailed, e-mailed or faxed back to you within 48 hrs.

©2024 Eagle Group.

Although every attempt has been made to ensure the accuracy of the data in this publication, we cannot be responsible for printing or typographical errors or omissions.



Material Handling, Healthcare & Cleanroom Equipment

100 Industrial Blvd. Clayton DE, 19938
P: (800) 441-8440 • F: (302) 653-2065
www.eaglemhc.com



Rev 01/24 EG7040