

PRODUCTS FOR HEALTHCARE

- AdjuTable® Workstations
- Open Case Carts
- Catheter Carts
- Cleanroom Tables
- Countertop Drop-In Sinks
- Floor-Trak® Systems
- Gowning Benches
- Hand Sinks
- Instrument Tables
- IV Stands
- Lab Workstations
- Laboratory Sinks
- Linen Carts
- Scrub Sinks
- Security Modules
- Security Units
- Stainless Countertops
- Stainless Inset Casework
- Sterile Wrap Carts
- Suture Carts
- Vertical Storage Cabinets
- Utility Carts
- Wire & Polymer Shelving

PRODUCTS FOR SURGICAL SERVICES



Material Handling, Healthcare & Cleanroom Equipment



Phone: 1-800-441-8440 • F: 302-653-2065 • www.eaglemhc.com

Click on the EG number button to download the spec sheet for each product.

Stainless Steel Inset Casework

- Casework construction and performance characteristics are in full compliance with SEFA 8M Metal Standards.
- Available in sitting and standing heights.



- Base Cabinets
- Door/Drawer Combos
- Upper Cabinets
- Tall Cabinets
- Pegboards
- Bench Frames
- Filler Panels
- Stainless Steel Countertops



Download
Casework Brochure
EG7024

Open Case Carts

patented
QuadTruss
design

(Patent #5,390,803)

Patented QuadTruss® Design makes shelves up to 25% stronger and provides a retaining ledge for increased strength and product retention.



Open Surgical Case Cart

Download
Spec Sheet
EG05.15



Open Wire Surgical Case Cart

Download
Spec Sheet
EG05.17

- All type 304 stainless steel.
- Features adjustable shelves and hemmed safety edges.

Linen Cart

- Two models available: standard and heavy-duty.
- Both models feature four chrome-plated wire shelves and one solid stainless steel shelf.
- Optional cart cover available.



Linen Cart

Download
Spec Sheet
EG05.02

Vertical Storage Cabinets



Vertical Storage Cabinet - Stationary

Download
Spec Sheet
EG04.11

- All Type 304 stainless steel construction.
- Four adjustable intermediate shelves.
- Stainless steel hinged doors with wire-style pulls.
- Stationary and mobile units available.
- Available with flat or slanted top.



Vertical Storage Cabinet - Mobile

Click on the EG number button to download the spec sheet for each product.

Catheter Carts

Capable of holding a variety of sizes and styles of catheter packages.



Catheter Procedure Cart
– Combination Style

Download
Spec Sheet
EG05.03



Catheter Procedure Cart
– Bulk Storage Style

Download
Spec Sheet
EG05.03

- All components are adjustable.
- Support bars are readily removable.
- 5" swivel casters with polyurethane tread, two with brakes.
- 73" height.

Instrument Table



- Available with H-frame or undershelf.
- Edges of the top are safety hemmed.
- All welded assembly.
- 4" swivel casters.

Instrument Tables

Download
Spec Sheet
EG05.01

Sterile Wrap Cart



- Features chrome frame, posts, and bottom shelf.
- Optional cart cover available.

Sterile Wrap Cart

Download
Spec Sheet
EG05.05

Suture Cart



- Shelves adjust up to a 30° slant.
- All models include three dividers per shelf.

Suture Cart
– 4 or 5 Shelf Option

Download
Spec Sheet
EG05.08

Gowning Benches

- All models feature flanged stainless steel foot plates for convenient attachment to floor.
- Solid models are available in brushed finish stainless steel finish.



Heavy Duty Gowning Bench

Download
Spec Sheet
EG04.13



Gowning Bench
-with Undershelves

Download
Spec Sheet
EG04.03



Wire Gowning Bench

Download
Spec Sheet
EG04.03



Solid Gowning Bench

Download
Spec Sheet
EG04.03

IV Stand

Download
Spec Sheet
EG05.19

IV Stand

- Features knob operation for height adjustment.
- Five-leg heavy duty base.
- Accessories available.



Utility Carts



- 800 lb. maximum weight capacity for heavy duty wire carts.

Utility Cart
– 3-Shelf Heavy Duty

[Download Spec Sheet EG01.10](#)



- Features 2 chrome wire shelves and one stainless steel solid shelf.

Utility Cart
– with Solid Shelf

[Download Spec Sheet EG01.10](#)



- 500 lb. maximum weight capacity for medium duty stainless steel carts.

Utility Cart
– Stainless Steel Construction

[Download Spec Sheet EG01.42](#)

PPE Dispensers

All units feature #4 brushed finish type 304 stainless steel construction. Compartment size and quantity can be customized to specific needs.



Eye Protection Holder

- Compartments are sized for safety glasses and may be customized for goggles and other PPE.



Open Garment Dispenser

- Compartment is sized for folded garments, such as scrubs, gowns, and aprons.



Closed Garment Dispenser

- Single compartment is 12 1/4" wide, 22" tall, and 7 1/8" deep.



Glove Dispenser

- Single compartment is 8 1/8" wide, 17" tall, and 8" deep.



Glove Dispenser with Catch Basin

- Single compartment is 8 1/8" wide, 39" tall, and 8" deep.

[Download Product Announcement PA8225](#)

Security Units

- 2" x 2" mesh panels.
- Stationary or mobile units available for full-size models.
- Three styles available: full-size units, full-size dolly truck units, and mini units.



- 40" overall height.
- Optional shelves available.

Mini Security Unit
– Chrome Finish

[Download Spec Sheet EG01.22](#)



Mobile Security Unit
– Chrome Finish

[Download Spec Sheet EG01.22](#)

- 69" overall height.
- Features dolly with wrap around bumper.
- Four swivel 5" poly plate casters, two with brakes.

Dolly Truck Security Unit
– Chrome Finish

[Download Spec Sheet EG01.22](#)

Security Modules



Module Unit*
– Flip-Up Door

[Download Spec Sheet EG01.16](#)

**Shelving Unit Sold Separately*



Module Unit*
– Hinged Door

[Download Spec Sheet EG01.16](#)

– Converts a portion of a shelving unit into a lockable enclosed security unit.

– More than one module can be added to a unit depending on the unit's overall height.

Click on the EG number button to download the spec sheet for each product.

Shelving Units

- QuadTruss® makes shelves up to 25% stronger and provides a retaining ledge for increased strength and product retention.



PATENTED!
(Patent #7,992,731)



QuadTruss® Units
– 4 or 5 Shelf Units

Download
Spec Sheet
EG01.25



Add to your existing shelving without having to disassemble the entire unit.

Quad-Adjust® Units
– 4 or 5 Shelf Units

Download
Spec Sheet
EG01.14B

RFID Compliant

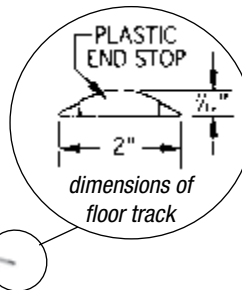
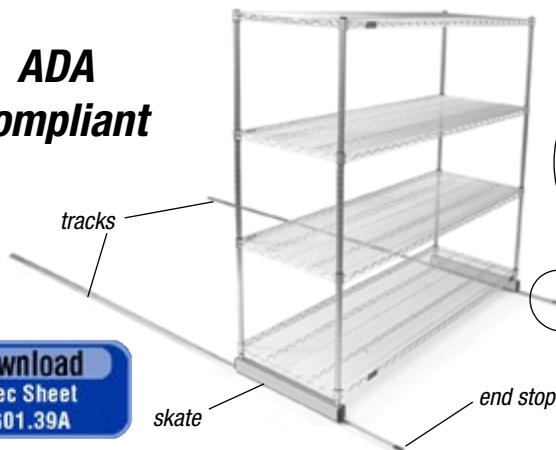


QuadPLUS® Polymer Units
– 4 or 5 Shelf Units

Download
Spec Sheet
EG01.47A-B

Floor-Trak®

ADA Compliant



Download
Spec Sheet
EG01.39A

Single Deep Floor-Trak® Unit
shown assembled with wire starter unit
– wire shelving unit sold separately

- Single-deep kit comes complete with all necessary parts and hardware.
- Skates are aircraft-quality aluminum with stainless steel inserts and hardened steel ball bearings.
- Weight capacity of 2000 lbs. per mobile section.



QuadPLUS® Polymer Shelving - Green Panels

Download
Spec Sheet
EG01.39B



Double-Deep Multiple Unit Configuration

Click on the
EG number button
to download the
spec sheet for
each product.

adjuSTable®

- Stainless steel tabletop/worksurface.
- Chrome wire undershelves (adjustable on 1" increments) or c-frame base.
- Available with basic flat top or one-tier or two-tier overshelves.



**adjuSTable® Work
Surface System**

**Download
Spec Sheet
EG04.04A**



**adjuSTable® Work
Surface System
- with Cantilevered
Overhead System**

**Download
Spec Sheet
EG04.04B**



**adjuSTable® Work
Surface System
- with Wire
Overhead System**

**Download
Spec Sheet
EG04.04C**

Stainless Steel Cleanroom Tables

- Type 304 stainless steel tables available with solid or perforated tops.
- Featuring brushed finish.
- Standard table bases are C-Frame or solid undershelf.
- Custom sizes available upon request.



Solid Top, C-Frame Base



**Solid Backsplash Top
with H-Frame Base**



Solid Top with Undershef



**Perforated Top with
C-Frame Base**



**Perforated Backsplash
Top with H-Frame Base**



**Perforated Top with
Solid Undershef**

Workstations for Non-Critical Environments Also Available

- 14 or 16 gauge stainless steel tops.
- Available with adjustable stainless steel undershef or tubular base.
- Accommodates Eagle's Flex-Master® overshef system.
- Custom sizes available upon request.

**Download
Spec Sheet
EG10.70**

**Workstations for
Non-Critical Environments**

**Download
Spec Sheet
EG10.08**

**Flex-Master®
Overshef Systems**

Stainless Steel Countertops



**Stainless Steel
Countertops**

**Download
Spec Sheet
EG04.12**

- 14 or 16 gauge Type 304 or 316 stainless steel.
- Standard front edge Square or Box Marine, unless otherwise specified.
- Fabricated sink bowls available in many sizes.
- Custom configurations available, consult factory.

Click on the
EG number button
to download the
spec sheet for
each product.

Countertop Drop-In Self Rim Sinks

- Constructed of durable 304 stainless steel.
- Comes standard with mounting hardware, swivel faucet and 1½" basket drain.
- Available with one, two, or three compartments.

**Download
Spec Sheet
EG20.39**



Three-Compartment

Countertop Drop-In Sinks - No Deck

- Constructed of durable 304 stainless steel.
- Comes standard with 1½" basket drain.
- Features 1¾" trim on all four sides.
- Available with one, two, or three compartments.



One-Compartment

**Download
Spec Sheet
EG20.17**

Scrub Sinks



**Scrub Sink
-Standard Design**

- 11" -deep sink is 20" end-to-end and features a deep sloped basin.
- Includes faucet and an 18" flexible stainless steel supply hoses.



**Download
Spec Sheet
EG05.11**

**Scrub Sink
-ADA Compliant**

Hand Sinks

- Widest range of hand sink models to meet any requirement.
- Industry's only positive-drain bowl, assuring complete drainage.
- Type 304 stainless steel all-welded construction.

**Download
Hand Sink Brochure
EG7006**



**Download
Spec Sheet
EG20.42**



**Traditional Hand Sink
-with Foot Pedal**

**Download
Spec Sheet
EG20.44**

**Traditional Hand Sink
-with Knee Valve**



**Download
Spec Sheet
EG20.44**

SPACE Planning



Since joining the Revit® community in late 2012, Eagle has been working diligently to create our Revit® content library of catalog items.

You can access Eagle's Revit® library through our website—www.eaglemhc.com—which features a link on the homepage which takes you directly to our offering in the KCL library.



Contact us...

If you are interested in a model that is not yet available via our website, please contact us via email at: revit@eaglegrp.com

Please include the following information with your request, if applicable:

- Contact information
- Project name
- Requested timeline
- Deliverable media
- Plans and/or specifications related
- Special considerations
- Revit version (2011-2018 available)
- Custom or standard (include Model #)

IVF Lab Installation:



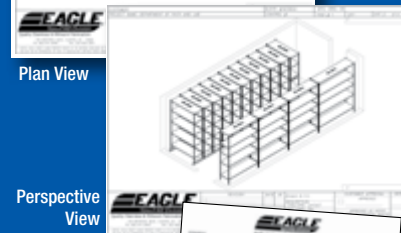
Shelf Select™

A *No-Cost* Design & Layout Service for Shelving Products.

1. Supply us with details of your project.
2. We'll provide you with drawings and a quote.




Plan View



Perspective View

Quote includes model numbers, net prices and shipping weights for all components in specified job.
(Provided after plan view is approved.)



To get started:

E-Mail: quotes@eaglegrp.com

Fax: 302-653-3091

A completed Shelf Select™ custom layout and quotation will be mailed, e-mailed or faxed back to you within 48 hrs.

©2023 Eagle Group.

Although every attempt has been made to ensure the accuracy of the data in this publication, we cannot be responsible for printing or typographical errors or omissions.



Material Handling, Healthcare & Cleanroom Equipment

100 Industrial Blvd. Clayton DE, 19938
P: (800) 441-8440 • F: (302) 653-2065
www.eaglemhc.com



Rev 01/24 EG7039