



Profit from the Eagle Advantage®


Specification Sheet

Item No.:	_____
Project No.:	_____
S.I.S. No.:	_____


Replacement Subway-Style Grating for Floor Troughs & Drains

MODELS:


- | | | | |
|---------------------------------|---------------------------------|---------------------------------|---------------------------------|
| <input type="checkbox"/> 341169 | <input type="checkbox"/> 351572 | <input type="checkbox"/> 362653 | <input type="checkbox"/> 370000 |
| <input type="checkbox"/> 341117 | <input type="checkbox"/> 336976 | <input type="checkbox"/> 374015 | <input type="checkbox"/> 370001 |
| <input type="checkbox"/> 341123 | <input type="checkbox"/> 362648 | <input type="checkbox"/> 374018 | <input type="checkbox"/> 370002 |
| <input type="checkbox"/> 340992 | <input type="checkbox"/> 362647 | <input type="checkbox"/> 374021 | <input type="checkbox"/> 370003 |
| <input type="checkbox"/> 331006 | <input type="checkbox"/> 373030 | <input type="checkbox"/> 374044 | <input type="checkbox"/> 370004 |
| <input type="checkbox"/> 341330 | <input type="checkbox"/> 362650 | <input type="checkbox"/> 374047 | <input type="checkbox"/> 370005 |
| <input type="checkbox"/> 341110 | <input type="checkbox"/> 362649 | <input type="checkbox"/> 374073 | <input type="checkbox"/> 370006 |
| <input type="checkbox"/> 341113 | <input type="checkbox"/> 362652 | <input type="checkbox"/> 374076 | <input type="checkbox"/> 370007 |
| <input type="checkbox"/> 336992 | <input type="checkbox"/> 362651 | <input type="checkbox"/> 374079 | <input type="checkbox"/> 370008 |
| <input type="checkbox"/> 345934 | <input type="checkbox"/> 373206 | <input type="checkbox"/> 374102 | <input type="checkbox"/> 370009 |
| <input type="checkbox"/> 341109 | <input type="checkbox"/> 362654 | <input type="checkbox"/> 374105 | |



stainless steel grating



fiberglass grating



ADA-compliant wide "T" Bar fiberglass grating

Stainless Steel Grating

- Constructed of 3/16" x 1" (5 x 25mm) vertically positioned bars, spaced 1" (25mm) apart to allow ease of drainage.
- 13/16" (21mm) clearance between bars prevents casters on mobile equipment from wedging in grate.
- Two 5/16" (8mm) rods, set 2 1/4" (57mm) in from each edge, are welded to the bars to eliminate swaying.
- Sizes available fit floor drains ranging from 12" to 24" (305 to 610mm) wide.
- Grates 12" and 15" (305 and 381mm) wide feature three rods. Grates 21" (533mm) wide feature five rods.
- Maximum length of grating is 15' (381mm) for ease of handling and can be dishwasher-cleaned.

Fiberglass Grating

- Constructed of 1" (25mm)-high polyester material with a non-slip grit on top surface.
- Features tapered "I" beam construction for ease of cleaning and draining.
- Sizes available fit floor drains ranging from 12" to 24" (305 to 610mm) wide.
- Maximum length of grating is 15' (381mm) for ease of handling and can be dishwasher-cleaned.
- Temperature rating of 250°F.
- Other sizes available—call factory.

Wide "T" Bar Fiberglass Grating—ADA-compliant

- Conforms with the Americans with Disabilities Act for use with the physically handicapped.
- Wider bar width provides a more solid walking area than traditional "T" bar shape, and prevents objects from falling through grating.
- Corrosion-, skid- and fire-resistant. Also resistant to chipping and cracking.
- High strength, low thermal conductivity.
- Temperature rating of 250°F.
- Gray color.

EAGLE GROUP

100 Industrial Boulevard, Clayton, DE 19938-8903 USA
 Phone: 302-653-3000 • 800-441-8440 • Fax: 302-653-2065
www.eaglegrp.com
www.eaglemhc.com

For custom configuration or fabrication needs, contact our **SpecFAB® Division**.
 Phone: 302-653-3000 • Fax: 302-653-2065 • e-mail: quotes@eaglegrp.com



EG25.02 Rev. 11/23

Spec sheets available for viewing, printing or downloading from our online literature library at our websites



Profit from the Eagle Advantage®

 Item No.: _____
 Project No.: _____
 S.I.S. No.: _____

Replacement Subway-Style Grating

Stainless Steel Grating

model #	grate width		grate length		for floor trough widths	
	in.	mm	in.	mm	in.	mm
341169	9"	229	7½"	191	12"	305
341117	9"	229	9"	229	12"	305
341123	9"	229	12"	305	12"	305
340992	12"	305	9"	229	15"	381
331006	12"	305	12"	305	15"	381
341330	15"	381	6"	154	18"	457
341110	15"	381	7½"	191	18"	457
341113	15"	381	9"	229	18"	457
336992	15"	381	12"	305	18"	457
345934	15"	381	15"	381	18"	457
341109	21"	533	9"	229	24"	610
351572	21"	533	11"	279	24"	610
336976	21"	533	12"	305	24"	610

Fiberglass Grating

YELLOW model #	GRAY model #	grate width		grate length		for floor trough widths	
		in.	mm	in.	mm	in.	mm
362648	374015	9"	229	9"	229	12"	305
362647	374018	9"	229	12"	305	12"	305
373030	374021	9"	229	15"	381	12"	305
362650	374044	12"	305	9"	229	15"	381
362649	374047	12"	305	12"	305	15"	381
362652	374073	15"	381	9"	229	18"	457
362651	374076	15"	381	12"	305	18"	457
373206	374079	15"	381	15"	381	18"	457
362654	374102	21"	533	9"	229	24"	610
362653	374105	21"	533	12"	305	24"	610

Wide "T" Bar Fiberglass Grating

model #	grate width		grate length		for floor trough widths	
	in.	mm	in.	mm	in.	mm
370000	9"	229	9"	229	12"	305
370001	9"	229	12"	305	12"	305
370002	9"	229	15"	381	12"	305
370003	12"	305	9"	229	15"	381
370004	12"	305	12"	305	15"	381
370005	15"	381	9"	229	18"	457
370006	15"	381	12"	305	18"	457
370007	15"	381	15"	381	18"	457
370008	21"	533	9"	229	24"	610
370009	21"	533	12"	305	24"	610

Grating Used in Various Floor Troughs

See charts at left for model numbers.

Floor Trough (length of opening in which grating is positioned)	Grating Used (quantity and length of grating)
15" (381mm)	one 15" (381mm)
21" (533mm)	one 12" (305mm) and one 9" (229mm)
27" (686mm)	three 9" (229mm)
33" (838mm)	two 12" (305mm) and one 9" (229mm)
45" (1143mm)	three 12" (305mm) and one 9" (229mm)
57" (1448mm)	four 12" (305mm) and one 9" (229mm)
69" (1753mm)	five 12" (305mm) and one 9" (229mm)
81" (2057mm)	six 12" (305mm) and one 9" (229mm)
93" (2362mm)	seven 12" (305mm) and one 9" (229mm)
117" (2972mm)	nine 12" (305mm) and one 9" (229mm)

EAGLE GROUP

100 Industrial Boulevard, Clayton, DE 19938-8903 USA

Phone: 302-653-3000 or 800-441-8440 • Fax: 302-653-2065

www.eaglegrp.com • www.eaglemhc.com

Printed in U.S.A.

©2023 by Eagle Group

Rev. 11/23

Spec sheets available for viewing, printing or downloading from our online literature library at our websites

Although every attempt has been made to ensure the accuracy of the information provided, we cannot be held responsible for typographical or printing errors. Information and specifications are subject to change without notice. Please confirm at time of order.