



Profit from the Eagle Advantage®

Specification Sheet

Item No.: _____
 Project No.: _____
 S.I.S. No.: _____

Sink Accessories/Replacements —Faucets and Prerinse Units

STANDARD FAUCETS

Splash mounted with 8" (203mm) centers.

model #	description
313918	8" (203mm) spout, standard
300716	12" (305mm) spout, standard
300804	14" (356mm) spout, standard
313919	16" (406mm) spout, standard
301001	12" (305mm) spout, heavy duty
301002	14" (406mm) spout, heavy duty
301003	19" (489mm) double-jointed spout
313075	gooseneck spout


REPAIR KIT FOR STANDARD FAUCETS

model #	description	for faucets #
304146	hot/cold stems, handles, seats, bonnet nuts, O-rings	313918, 313919
368421	hot/cold ceramic cartridge	300716, 300804

STANDARD FAUCETS WITH WRIST HANDLES

Deck mounted with 4" (102mm) centers. Features include 4" (102mm) long wrist handles and rigid gooseneck spout.

model #	description
301005	standard
301004	heavy duty



19" (483mm) double-jointed spout faucet



12" (305mm) heavy duty faucet



standard wrist handle faucet



12" (305mm) T&S faucet



T&S wrist handle faucet



T&S EXTRA HEAVY DUTY FAUCETS **OUR BEST**

Top-of-the-line. Splash mounted with 8" (203mm) centers. Features T&S quality products.

model #	description
313920	8" (203mm) spout
340380	10" (254mm) spout
313293	12" (305mm) spout
313294	14" (356mm) spout



T&S EXTRA HEAVY DUTY FAUCET WITH WRIST HANDLES **OUR BEST**

Top-of-the-line T&S quality. Deck mounted with 4" (102mm) centers. 4" (102mm) long wrist handles and rigid gooseneck spout.

model #	description
313304	extra heavy duty

EAGLE GROUP

100 Industrial Boulevard, Clayton, DE 19938-8903 USA
 Phone: 302-653-3000 • 800-441-8440 • Fax: 302-653-2065
www.eaglegrp.com
www.eaglemhc.com

For custom configuration or fabrication needs, contact our SpecFAB® Division.
 Phone: 302-653-3000 • Fax: 302-653-2065 • e-mail: quotes@eaglegrp.com

Certifications / Approvals



(fabricated to NSF-applicable standards)



AutoQuotes





Profit from the Eagle Advantage®

Item No.: _____
 Project No.: _____
 S.I.S. No.: _____

Sink Accessories/Replacements—Faucets and Prerinse Units

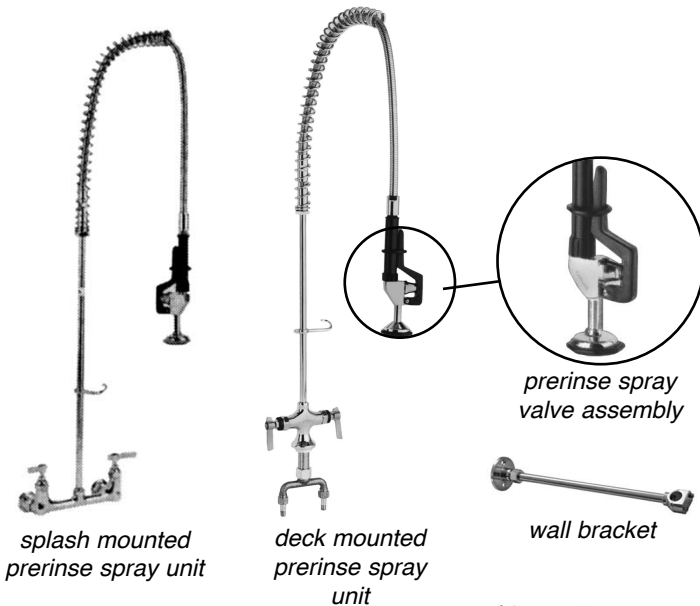


PowerPulse™
spray valve

POWERPULSE™ PRERINSE SPRAY UNITS

Patent-pending design. Uses pulsating jets of water to power-off dried and baked-on food in only 12 seconds (Fisher-Nickel test). Saves water, but does not sacrifice cleaning performance. Easily retrofits onto most existing prerinses.

model #	description
384794	uses 0.74 gallons per minute
384795	uses 1.05 gallons per minute



splash mounted
prerinse spray unit

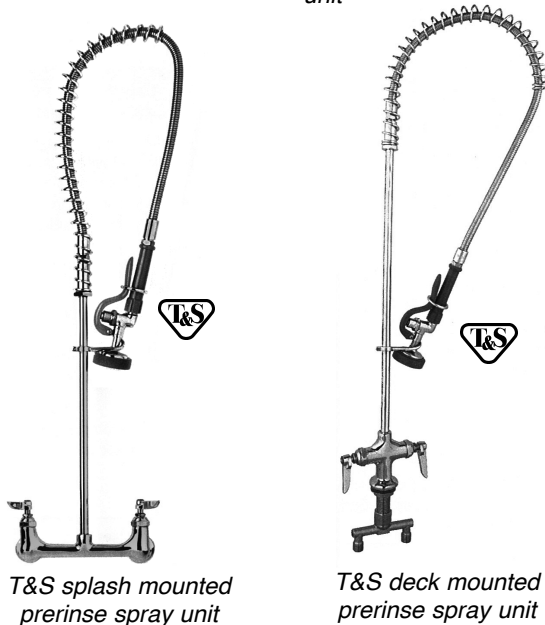
deck mounted
prerinse spray
unit

prerinse spray
valve assembly



STANDARD PRERINSE UNITS AND COMPONENTS

model #	description
300719	splash mounted spray unit
300718	deck mounted spray unit
301189	faucet add-on with 12" (305mm) spout
301190	wall bracket
313116	prerinse hose, 36" (914mm) length
313323	prerinse spray valve assembly for spray units #300718 and 300719



T&S splash mounted
prerinse spray unit


T&S deck mounted
prerinse spray unit



T&S EXTRA HEAVY DUTY OUR BEST PRERINSE UNITS AND COMPONENTS

Top-of-the-line.

model #	description
313296	splash mounted spray unit with wall bracket
313295	deck mounted spray unit with wall bracket
313297	faucet add-on with 12" (305mm) spout for use with #313296 unit



T&S
prerinse faucet add-on

EAGLE GROUP

100 Industrial Boulevard, Clayton, DE 19938-8903 USA

Phone: 302-653-3000 or 800-441-8440 • Fax: 302-653-2065

www.eaglegrp.com • www.eaglehmc.com

Printed in U.S.A.
©2023 by Eagle Group

Rev. 11/23

Spec sheets available for viewing, printing or downloading from our online literature library at our websites

Although every attempt has been made to ensure the accuracy of the information provided, we cannot be held responsible for typographical or printing errors. Information and specifications are subject to change without notice. Please confirm at time of order.