

Center Stop Assemblies for Hybrid Shelving

ASSEMBLY INSTRUCTIONS

CAUTION

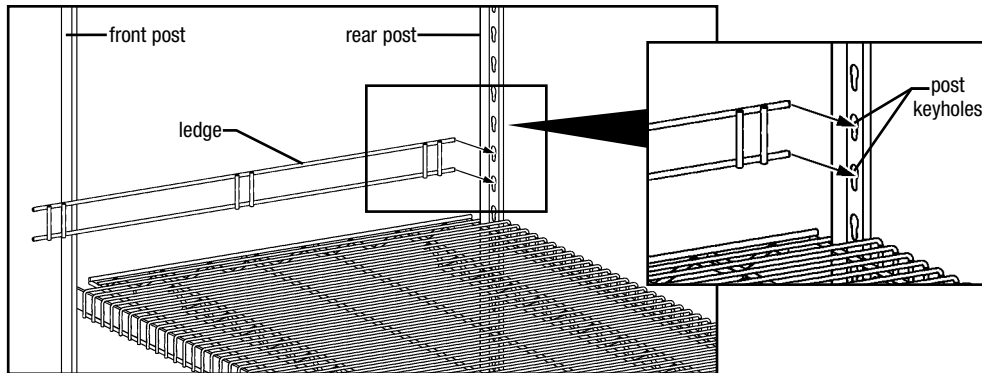
INSPECT CONTENTS IMMEDIATELY AND FILE CLAIM WITH DELIVERING CARRIER FOR ANY DAMAGE.

SAVE YOUR BOX AND ALL PACKING MATERIALS.

YOU ARE RESPONSIBLE FOR DAMAGE TO YOUR UNIT IF RETURNED IMPROPERLY PACKED.

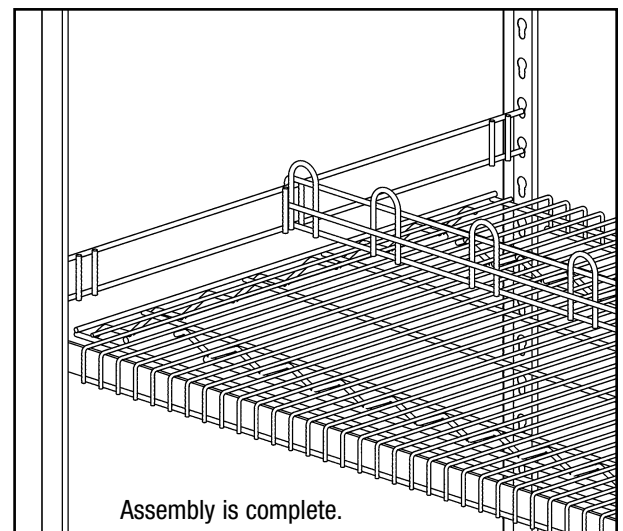
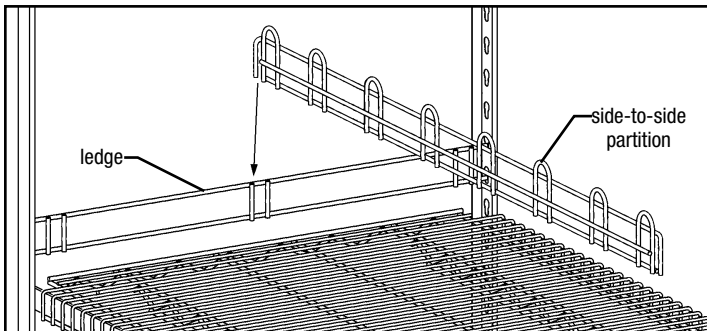
Step 1 - Install ledges into post keyholes adjacent to shelf.

(Note: Slightly bend ledge to fit into post holes.)



Step 2 - Install side-to-side partition into desired position.

(Note: Partition can be positioned at front, center, or rear.)



(End)