



Profit from the Eagle Advantage®

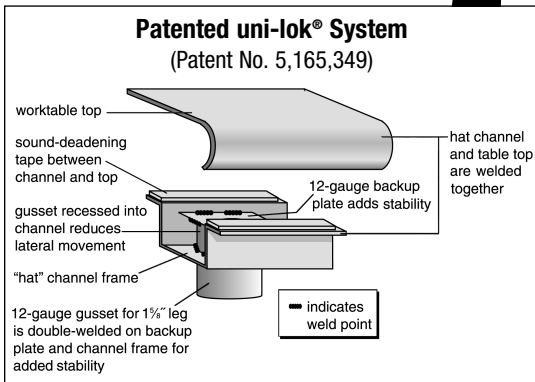
Specification Sheet

Short Form Specifications

Eagle worktables, Budget series, model _____.
 Top constructed of heavy gauge type 430 stainless steel with 1½" roll on front, 4½" backsplash, and sides turned down 90°. Adjustable undershelf constructed of heavy gauge type 430 stainless steel with marine edge. Top reinforced with hat channels and sound deadened. Constructed with uni-lok® patented gusset system with the gussets recessed to reduce lateral movement. 1½"-diameter stainless steel legs, with galvanized gussets and 1" stainless steel adjustable bullet feet.



worktable with backsplash and adjustable undershelf



EAGLE GROUP
 100 Industrial Boulevard, Clayton, DE 19938-8903 USA
 Phone: 302-653-3000 • 800-441-8440 • Fax: 302-653-2065
www.eaglegrp.com
www.eaglegrpnews.com
www.eaglemhc.com

For custom configuration or fabrication needs, contact our **SpecFAB® Division**.
 Phone: 302-653-3000 • Fax: 302-653-2065 • e-mail: quotes@eaglegrp.com

Item No.: _____
 Project No.: _____
 S.I.S. No.: _____

Worktables with Backsplash and Stainless Steel Base with Undershelf —Budget Series

MODELS:

- | | | | |
|-------------------------------------|--------------------------------------|--------------------------------------|--------------------------------------|
| <input type="checkbox"/> T2424SB-BS | <input type="checkbox"/> T24108SB-BS | <input type="checkbox"/> T3072SB-BS | <input type="checkbox"/> T3660SB-BS |
| <input type="checkbox"/> T2430SB-BS | <input type="checkbox"/> T24120SB-BS | <input type="checkbox"/> T3084SB-BS | <input type="checkbox"/> T3672SB-BS |
| <input type="checkbox"/> T2436SB-BS | <input type="checkbox"/> T24132SB-BS | <input type="checkbox"/> T3096SB-BS | <input type="checkbox"/> T3684SB-BS |
| <input type="checkbox"/> T2448SB-BS | <input type="checkbox"/> T24144SB-BS | <input type="checkbox"/> T30108SB-BS | <input type="checkbox"/> T3696SB-BS |
| <input type="checkbox"/> T2460SB-BS | <input type="checkbox"/> T3030SB-BS | <input type="checkbox"/> T30120SB-BS | <input type="checkbox"/> T36108SB-BS |
| <input type="checkbox"/> T2472SB-BS | <input type="checkbox"/> T3036SB-BS | <input type="checkbox"/> T30132SB-BS | <input type="checkbox"/> T36120SB-BS |
| <input type="checkbox"/> T2484SB-BS | <input type="checkbox"/> T3048SB-BS | <input type="checkbox"/> T30144SB-BS | <input type="checkbox"/> T36132SB-BS |
| <input type="checkbox"/> T2496SB-BS | <input type="checkbox"/> T3060SB-BS | <input type="checkbox"/> T3648SB-BS | <input type="checkbox"/> T36144SB-BS |

Tabletop

- Patented uni-lok® gusset system (patent #5,165,349): gussets are recessed into hat channel, reducing lateral movement.
- Top reinforced with welded-on hat channel.
- Sound-deadened between top and channels.
- 4½" (114mm)-high 90° backsplash with 1" (25mm) turn at 90°.
- 1½" (38mm)-diameter 180° rolled edge on front. Ends are turned down 90°, providing for flush installations when required.
- Heavy gauge type 430 polished stainless steel.

Adjustable Undershelf

- Heavy gauge stainless steel.
- Gusset welded to each corner.
- Heavy duty marine edge design.

Legs—1½" (41mm)-diameter

- Tables 96" (2438mm) and longer come with six legs or more.
- Heavy gauge stainless steel.
- 1" (25mm) adjustable stainless steel feet.

Options / Accessories

- | | |
|--|--|
| <input type="checkbox"/> Drawer | <input type="checkbox"/> Duplex receptacles |
| <input type="checkbox"/> Lock | <input type="checkbox"/> Pot rack |
| <input type="checkbox"/> Casters | <input type="checkbox"/> Sink |
| <input type="checkbox"/> Overshelves | <input type="checkbox"/> Additional undershelf |
| <input type="checkbox"/> Power strip (for material handling) | <input type="checkbox"/> Stabilizer Bar (for 30"- and 36"-wide tables) |
| <input type="checkbox"/> Knockdown Welded Base (see back page) | |

Certifications / Approvals



EG10.45A Rev. 07/23

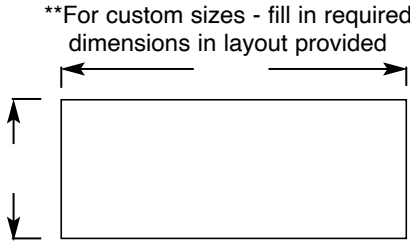
Spec sheets available for viewing, printing or downloading from our online literature library at our websites

Eagle Foodservice Equipment, Eagle MHC, and SpecFAB® are divisions of Eagle Group. ©2023 by the Eagle Group

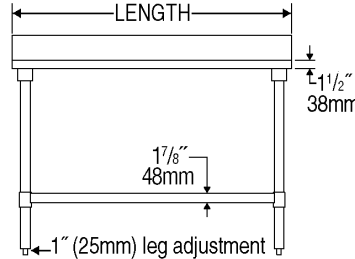


Item No.: _____
 Project No.: _____
 S.I.S. No.: _____

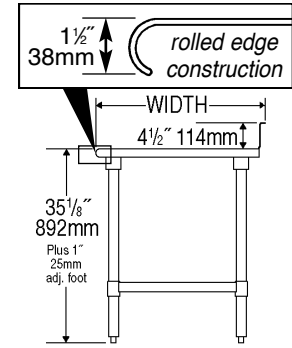
Worktables with Backsplash and Stainless Steel Base with Undershelf—Budget Series



TOP VIEW



FRONT VIEW

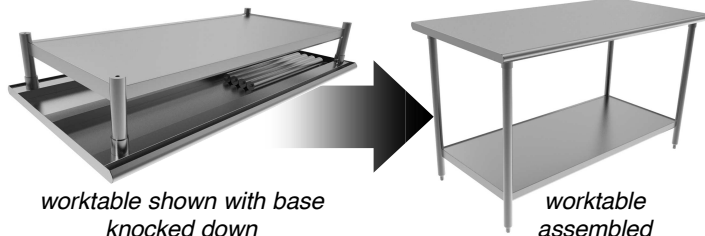


SIDE VIEW

model #	# of legs	width		length		weight	
		in.	mm	in.	mm	lbs.	kg
T2424SB-BS	4	24"	610	24"	610	44	20.0
T2430SB-BS	4	24"	610	30"	762	51	23.1
T2436SB-BS	4	24"	610	36"	914	53	24.0
T2448SB-BS	4	24"	610	48"	1219	67	30.4
T2460SB-BS	4	24"	610	60"	1524	79	35.8
T2472SB-BS	4	24"	610	72"	1829	94	42.6
T2484SB-BS	4	24"	610	84"	2134	132	59.9
T2496SB-BS	6	24"	610	96"	2438	137	62.1
T24108SB-BS	6	24"	610	108"	2743	142	64.4
T24120SB-BS	6	24"	610	120"	3048	154	69.9
T24132SB-BS	8	24"	610	132"	3353	177	80.3
T24144SB-BS	8	24"	610	144"	3658	234	106.1
T3030SB-BS	4	30"	762	30"	762	55	25.0
T3036SB-BS	4	30"	762	36"	914	62	28.2
T3048SB-BS	4	30"	762	48"	1219	77	34.9
T3060SB-BS	4	30"	762	60"	1524	87	39.5
T3072SB-BS	4	30"	762	72"	1829	105	47.6
T3084SB-BS	4	30"	762	84"	2134	132	59.9
T3096SB-BS	6	30"	762	96"	2438	169	76.7
T30108SB-BS	6	30"	762	108"	2743	176	79.8
T30120SB-BS	6	30"	762	120"	3048	182	82.6
T30132SB-BS	8	30"	762	132"	3353	225	102.0
T30144SB-BS	8	30"	762	144"	3658	238	107.6
T3648SB-BS	4	36"	914	48"	1219	84	38.1
T3660SB-BS	4	36"	914	60"	1524	99	44.9
T3672SB-BS	4	36"	914	72"	1829	114	51.7
T3684SB-BS	4	36"	914	84"	2134	183	83.0
T3696SB-BS	6	36"	914	96"	2438	203	92.0
T36108SB-BS	6	36"	914	108"	2743	207	93.9
T36120SB-BS	6	36"	914	120"	3048	211	95.7
T36132SB-BS	8	36"	914	132"	3353	234	106.1
T36144SB-BS	8	36"	914	144"	3658	241	109.3

NEW Option for Worktables with Stainless Steel Base: Knockdown Welded Base

PATENT PENDING



worktable shown with base knocked down

worktable assembled

- Precision machined stainless steel threaded inserts pressed into 16 gauge 1 5/8"-diameter leg sections for knockdown construction
- Marine edge stainless steel undershelf welded to lower leg sections

Add suffix **"-KDWB"** to worktable model number (ex: T2436SB-BS-KDWB). See EG8217 for more info.

EAGLE GROUP

100 Industrial Boulevard, Clayton, DE 19938-8903 USA

Phone: 302-653-3000 or 800-441-8440 • Fax: 302-653-2065

www.eaglegrp.com • www.eaglegrpnews.com • www.eaglehmc.com

Printed in U.S.A.
 ©2023 by Eagle Group

Rev. 07/23

Spec sheets available for viewing, printing or downloading from our online literature library at our websites

Although every attempt has been made to ensure the accuracy of the information provided, we cannot be held responsible for typographical or printing errors. Information and specifications are subject to change without notice. Please confirm at time of order.