



Profit from the Eagle Advantage®

Specification Sheet

Item No.:	_____
Project No.:	_____
S.I.S. No.:	_____

Accessories for AdjustTable® with Overhead System— for Electronic Application

MODELS:

- | | | |
|--------------------------------|---------------------------------|---------------------------------|
| <input type="checkbox"/> BH36C | <input type="checkbox"/> BPC36C | <input type="checkbox"/> RH36-C |
| <input type="checkbox"/> BH48C | <input type="checkbox"/> BPC48C | <input type="checkbox"/> RH48-C |
| <input type="checkbox"/> BH60C | <input type="checkbox"/> BPC60C | <input type="checkbox"/> RH60-C |



AdjustTable® with Cantilevered Overhead System shown with accessories (propped)

Bin Holders

- For sorting, storing and separating supplies.
- Accommodates supply bins and conductive bins.
- Constructed of 1 5/8" x 1/2" (41 x 13mm) 12-gauge mild steel, angle-welded to two conical collars for support.

Reel Holders

- For sorting and storing wire and labels.
- Constructed of 1 1/4" x 1 1/4" x 3" (32 x 32 x 76mm) chrome-plated 14-gauge "C" channel, welded to a conical collar.
- Rod is constructed of 5/8" (16mm)-diameter 16 gauge stainless steel tubing.
- Tubing is held within rod holders with removable 1 1/4" (38mm)-long zinc-plated hairpin cotter clips.

Bench Power Centers

- Features UL-approved 115-volt, 20-amp power strip.
- Comes complete with mounting hardware and 6' (1829mm) cord.
- Cleat included to secure power cord when not in use.

EAGLE GROUP

100 Industrial Boulevard, Clayton, DE 19938-8903 USA
 Phone: 302-653-3000 • 800-441-8440 • Fax: 302-653-2065
www.eaglegrp.com
www.eaglegrpnews.com
www.eaglemhc.com



For custom configuration or fabrication needs, contact our **SpecFAB® Division**.
 Phone: 302-653-3000 • Fax: 302-653-2065 • e-mail: quotes@eaglegrp.com

EG07.13B Rev. 07/23

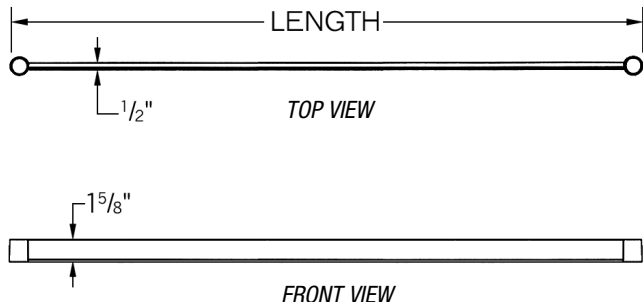
Spec sheets available for viewing, printing or downloading from our online literature library at our websites



Profit from the Eagle Advantage®

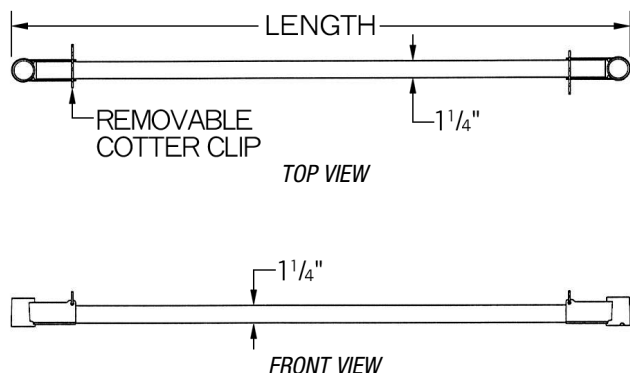
Item No.: _____
 Project No.: _____
 S.I.S. No.: _____

Bin Holders



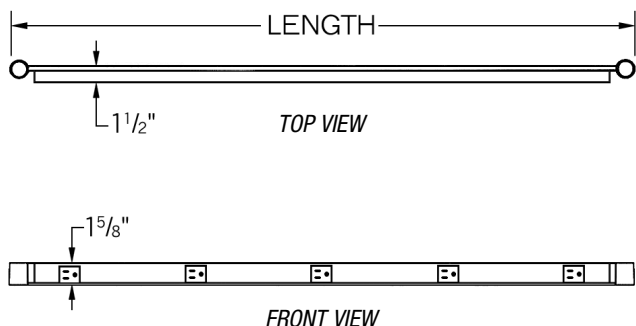
model #	workstation length		weight		bin capacity	
	in.	mm	lbs.	kg	in.	mm
BH36C	36"	914	3.0	1.4	33"	838
BH48C	48"	1219	4.0	1.8	45"	1143
BH60C	60"	1524	4.5	2.0	57"	1448

Reel Holders



model #	workstation length		weight		reel capacity	
	in.	mm	lbs.	kg	in.	mm
RH36-C	36"	914	3.0	1.4	31"	787
RH48-C	48"	1219	4.0	1.8	42"	1067
RH60-C	60"	1524	4.5	2.0	54"	1372

Bench Power Centers



model #	workstation length		weight		outlet capacity
	in.	mm	lbs.	kg	115V – 20A
BPC36C	36"	914	10	4.5	5
BPC48C	48"	1219	15	6.8	7
BPC60C	60"	1524	20	9.0	9

EAGLE GROUP

100 Industrial Boulevard, Clayton, DE 19938-8903 USA

Phone: 302-653-3000 or 800-441-8440 • Fax: 302-653-2065

www.eaglegrp.com • www.eaglegrpnews.com • www.eaglehmc.com

Printed in U.S.A.
 ©2023 by Eagle Group

Rev. 07/23

Spec sheets available for viewing, printing or downloading from our online literature library at our websites

Although every attempt has been made to ensure the accuracy of the information provided, we cannot be held responsible for typographical or printing errors. Information and specifications are subject to change without notice. Please confirm at time of order.