



Profit from the Eagle Advantage®

Specification Sheet

Item No.: _____
 Project No.: _____
 S.I.S. No.: _____

Catalog Specification Sheet No.

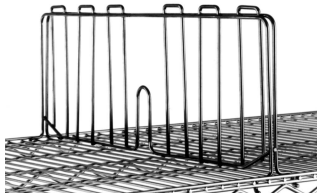
EG01.03A

Wire and Solid Shelving Components and Accessories — Dividers, Ledges, Panels


MODELS:

- SD*-C
- L*-1*
- E18*-C
- PZD-Z
- SD*-S
- L*-4*
- E18*-S
- RETAINING CLAMP
- SSD*-C
- SL*-1*
- E24*-C
- SSENCKBT
- SSD*-S
- SL*-4*
- E24*-S
- A204318


* See charts for complete model numbers.




divider for wire shelving



divider for solid shelving



1" (25mm)-high ledge



4" (102mm)-high ledge

Dividers...

8" (203mm) height.

shelf width in. mm	weight lbs kg	...FOR WIRE* SHELVING	...FOR SOLID SHELVING	
		model #	chrome model #	stainless model #
14"	356 1.0 0.5	SD14*	SSD14-C	SSD14-S
18"	457 1.3 0.6	SD18*	SSD18-C	SSD18-S
21"	533 1.5 0.7	SD21*	SSD21-C	SSD21-S
24"	610 1.8 0.8	SD24*	SSD24-C	SSD24-S
30"	762 2.2 1.0	SD30*	SSD30-C	SSD30-S
36"	914 2.7 1.2	SD36*	SSD36-C	SSD36-S

* To specify finish on Dividers for Wire Shelving, add the corresponding suffix onto the model number (example: SD30-C):

suffix "C" = Chrome; suffix "V" = Valu-Master® gray epoxy; suffix "VG" = Valu-Gard® green epoxy; suffix "E" = EAGLEGard® green epoxy (for 14" to 24" wire shelf dividers only); suffix "S" = stainless steel

Ledges...

Prevents contents from falling off unit. Available in chrome or stainless steel.

shelf width in. mm	...FOR WIRE SHELVING**						...FOR SOLID SHELVING					
	1" (25mm) HEIGHT		4" (102mm) HEIGHT		1" (25mm) HEIGHT			4" (102mm) HEIGHT				
	model #	weight lbs kg	model #	weight lbs kg	chrome model #	stainless model #	weight lbs kg	chrome model #	stainless model #	weight lbs kg		
14"	L14-1**	0.2 0.1	L14-4**	0.8 0.4	SL14-1C	SL14-1S	0.2 0.1	SL14-4C	SL14-4S	0.8 0.4		
18"	L18-1**	0.3 0.1	L18-4**	0.9 0.4	SL18-1C	SL18-1S	0.3 0.1	SL18-4C	SL18-4S	0.9 0.4		
21"	L21-1**	0.4 0.2	L21-4**	1.0 0.5	SL21-1C	SL21-1S	0.4 0.2	SL21-4C	SL21-4S	1.0 0.5		
24"	L24-1**	0.5 0.2	L24-4**	1.2 0.5	SL24-1C	SL24-1S	0.5 0.2	SL24-4C	SL24-4S	1.2 0.5		
30"	L30-1**	0.7 0.3	L30-4**	1.4 0.6	SL30-1C	SL30-1S	0.7 0.3	SL30-4C	SL30-4S	1.4 0.6		
36"	L36-1**	0.9 0.4	L36-4**	1.6 0.7	SL36-1C	SL36-1S	0.9 0.4	SL36-4C	SL36-4S	1.6 0.7		
42"	L42-1**	1.1 0.5	L42-4**	1.8 0.8	SL42-1C	SL42-1S	1.1 0.5	SL42-4C	SL42-4S	1.8 0.8		
48"	L48-1**	1.3 0.6	L48-4**	2.0 0.9	SL48-1C	SL48-1S	1.3 0.6	SL48-4C	SL48-4S	2.0 0.9		
54"	L54-1**	1.5 0.7	L54-4**	2.2 1.0	SL54-1C	SL54-1S	1.5 0.7	SL54-4C	SL54-4S	2.2 1.0		
60"	L60-1**	1.7 0.8	L60-4**	2.4 1.1	SL60-1C	SL60-1S	1.7 0.8	SL60-4C	SL60-4S	2.4 1.1		
72"	L72-1**	2.1 1.0	L72-4**	2.6 1.2	SL72-1C	SL72-1S	2.1 1.0	SL72-4C	SL72-4S	2.6 1.2		

** To specify finish on Ledges for Wire Shelving, add the corresponding suffix onto the model number (example: L30-1C):

suffix "C" = Chrome; suffix "V" = Valu-Master® gray epoxy; suffix "VG" = Valu-Gard® green epoxy (for 4"-high wire shelf ledges only);
 suffix "E" = EAGLEGard® green epoxy; suffix "S" = stainless steel

EAGLE GROUP

100 Industrial Boulevard, Clayton, DE 19938-8903 USA
 Phone: 302-653-3000 • 800-441-8440 • Fax: 302-653-2065
 www.eaglegrp.com
 www.eaglehmc.com

For custom configuration or fabrication needs, contact our SpecFAB® Division.

Phone: 302-653-3000 • Fax: 302-653-2065 • e-mail: quotes@eaglegrp.com



EG01.03A Rev. 03/24

Spec sheets available for viewing, printing or downloading from our online literature library at our websites

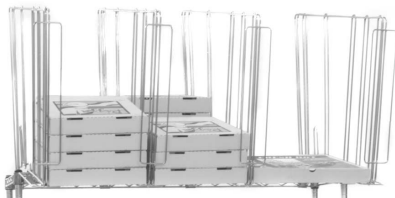
Wire and Solid Shelving Components and Accessories — Dividers, Ledges, Panels



Profit from the Eagle Advantage®

Item No.: _____
 Project No.: _____
 S.I.S. No.: _____

pizza box dividers




Pizza Box Divider

26" (660mm) height. Attaches onto 14" (356mm)-wide shelving. Zinc finish. Sold individually.

model #	width		weight	
	in.	mm	lb	kg
PZD-Z	28"	711	5	2.3

Enclosure Panels

Includes four (4) retaining clamps. Helps secure shelf contents, enclosing the backs and sides of unit. Please consult tables below to determine proper quantity and model numbers when enclosing backs or sides of shelving systems. *Note: For use with wire shelves only. Not accepted by corner castings of solid shelves.*



enclosure panel

chrome model #	stainless model #	shelf width		post height		panel height		weight	
		in.	mm	in.	mm	in.	mm	lbs	kg
E1854-C	E1854-S	18"	457	54"	1372	14"	356	6	2.7
E1863-C	E1863-S	18"	457	63"	1600	14"	356	7	3.2
E1874-C	E1874-S	18"	457	74"	1880	14"	356	8	3.6
E1886-C	E1886-S	18"	457	86"	2184	14"	356	9	4.1
E2454-C	E2454-S	24"	610	54"	1372	20"	508	9	4.1
E2463-C	E2463-S	24"	610	63"	1600	20"	508	10	4.5
E2474-C	E2474-S	24"	610	74"	1880	20"	508	11	5.0
E2486-C	E2486-S	24"	610	86"	2184	20"	508	12	5.4

Consult these tables for number of panels needed:

– FOR THE BACK OF UNIT

shelf length	quantity required (all heights)	54" (1372mm)	63" (1600mm)	74" (1880mm)	86" (2184mm)
		POST HEIGHT model #	POST HEIGHT model #	POST HEIGHT model #	POST HEIGHT model #
30" 762	1	E2454	E2463	E2474	E2486
36" 914	2	E1854	E1863	E1874	E1886
42" 1067	1	E1854	E1863	E1874	E1886
	1	E2454	E2463	E2474	E2486
48" 1219	2	E2454	E2463	E2474	E2486
	2	E1854	E1863	E1874	E1886
54" 1372	1	E2454	E2463	E2474	E2486
	2	E2454	E2463	E2474	E2486
60" 1524	1	E1854	E1863	E1874	E1886
72" 1829	3	E2454	E2463	E2474	E2486

– FOR EACH END OF UNIT

shelf width	quantity required (all heights)	54" (1372mm)	63" (1600mm)	74" (1880mm)	86" (2184mm)
		POST HEIGHT model #	POST HEIGHT model #	POST HEIGHT model #	POST HEIGHT model #
18" 457	1	E1854	E1863	E1874	E1886
21" 533	1	E1854	E1863	E1874	E1886
24" 610	1	E2454	E2463	E2474	E2486
30" 762	1	E2454	E2463	E2474	E2486
36" 914	2	E1854	E1863	E1874	E1886



retaining clamp

Additional Retaining Clamp

Attaches enclosure panels to wire shelving.

model #: **RETAINING CLAMP**



#SSENCBKT



#A204318

Clips for Solid Shelf (only)

Attaches enclosure panels to solid shelving.

description	model #
Set of four clips for bottom solid shelves only	SSENCBKT
Individual clip for all other solid shelves	A204318

EAGLE GROUP

100 Industrial Boulevard, Clayton, DE 19938-8903 USA

Phone: 302-653-3000 or 800-441-8440 • Fax: 302-653-2065

www.eaglegrp.com • www.eaglemhc.com

Printed in U.S.A.

©2024 by Eagle Group

Rev. 03/24

Spec sheets available for viewing, printing or downloading from our online literature library at our websites

Although every attempt has been made to ensure the accuracy of the information provided, we cannot be held responsible for typographical or printing errors. Information and specifications are subject to change without notice. Please confirm at time of order.