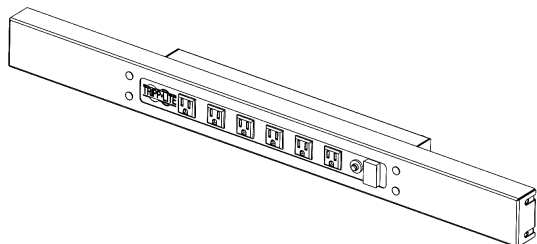


Q-LEVER® Power Strip

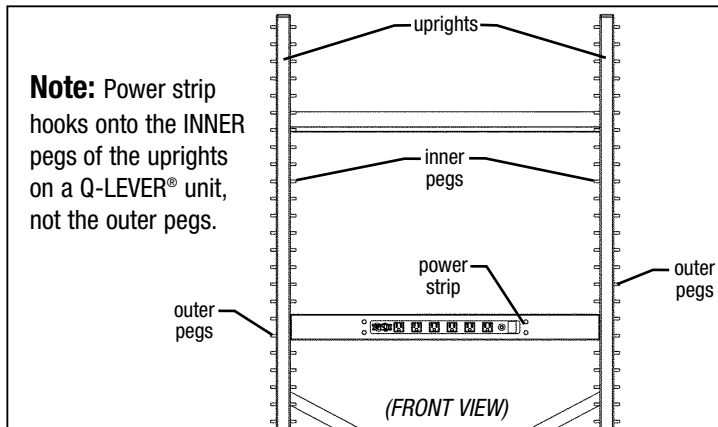
INSTALLATION INSTRUCTIONS

CAUTION

INSPECT CONTENTS IMMEDIATELY AND FILE CLAIM WITH DELIVERING CARRIER FOR ANY DAMAGE.
SAVE YOUR BOX AND ALL PACKING MATERIALS.
YOU ARE RESPONSIBLE FOR DAMAGE TO YOUR UNIT IF RETURNED IMPROPERLY PACKED.



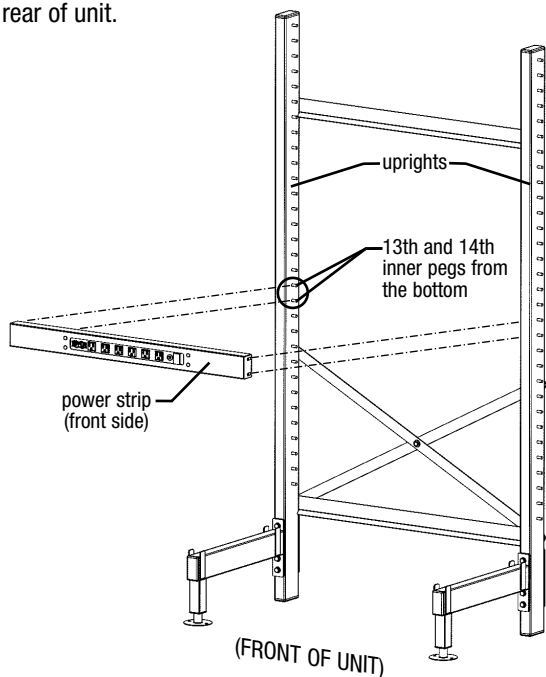
For Eagle Group's Q-LEVER® Shelving Units only.
See reverse side for specifications.



Step 1 - Mount power strip onto uprights.

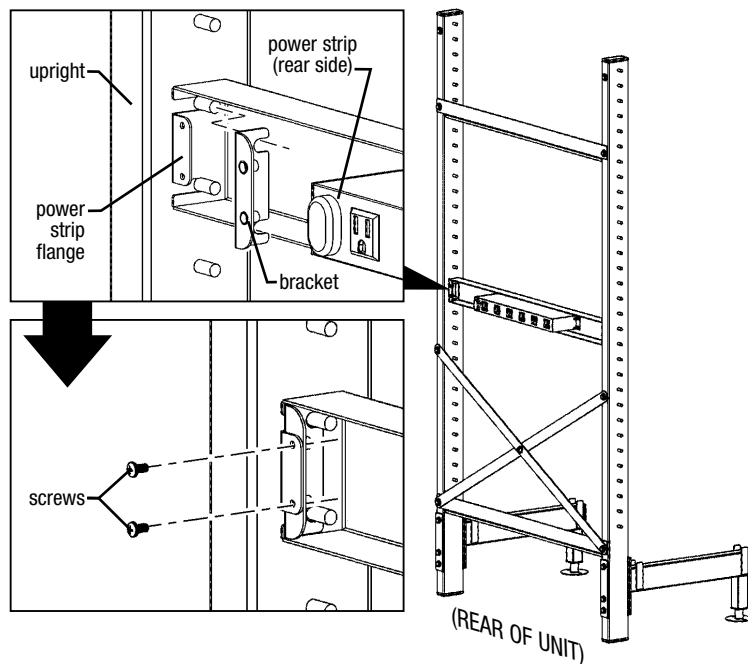
- Hang power strip onto inner pegs of uprights at desired height (typically the 13th and 14th inner pegs from the bottom, as shown below).

NOTE: The protruded side of power strip goes toward the rear of unit.



Step 2 - Secure power strip.

- On one end of power strip, at the rear side, hang bracket onto pegs behind power strip flange, as shown.
- Run screws (provided) through flange and into bracket.
- Repeat on remaining end of power strip. Tighten all screws.



Installation
is complete.

(End)

Q-LEVER® Power Strip

TECHNICAL SPECIFICATIONS

OVERVIEW

UPC Code037332099402

OUTPUT

Frequency Compatibility50 / 60 Hz
Output Receptacles(12) 5-15R
Output (Watts)1800
Circuit Breaker (amps)15
Transformer Accommodation(9) Yes
Outlet Orientation6 front-facing / 6 rear-facing, all with ground pin oriented to the bottom
(when viewed in 1U rackmount configuration)
Right-Angle OutletsYes

INPUT

Nominal Input Voltage(s) Supported120V AC
Recommended Electrical Service15A 120V
Input Cord Length (ft.)15
Input Cord Length (m)4.57
Voltage Compatibility (VAC)120
Input Plug TypeNEMA 5-15P
Integrated Cord ClipNo

USER INTERFACE, ALERTS & CONTROLS

SwitchesRed illuminated - position switch controls power to all outlets
Locking Switch Cover.....Transparent locking switch cover prevents accidental shutoff

PHYSICAL

Shipping Dimensions (hwd / in.).....9.30 x 2.25 x 20.30
Shipping Dimensions (hwd / cm).....23.62 x 5.72 x 51.56
Shipping Weight (lbs.)5.10
Shipping Weight (kg)2.31
Unit Dimensions (hwd / in.)1.75 x 17.5 x 4.5
Unit Dimensions (hwd / cm)4.445 x 44.45 x 11.4
Unit Weight (lbs.)4.6
Unit Weight (kg).....2.09
Material of ConstructionSheet metal
Included Mounting Accessories.....Rackmount flanges
Integrated Keyhole Mounting SlotsNo
Receptacle ColorBlack
Color (AC Line Cord).....Black
ColorBlack
Form Factors Supported1U rackmount, wall-mount and undercounter installation supported
Outlets Measurement (Center to Center).....Distance between Front outlets = 51.6mm;
Distance between Rear outlets = 71.1mm
Anti-Microbial ProtectedNo

SPECIAL FEATURES

TVSS GroundingBack panel nut-and-bolt grounding lug

CERTIFICATIONS

UL1363 (Power Tap)UL1363 (UR status)
cUL / CSA (Canada).....cUL

WARRANTY

Product Warranty Period (Worldwide).....Lifetime limited warranty



• 100 Industrial Boulevard, Clayton, Delaware 19938-8903 U.S.A.
• Phone: 302/653-3000 • 800/441-8440
• Fax: 302/653-2065 • www.eaglegrp.com

Eagle Foodservice Equipment, Eagle MHC, and SpecFAB® are divisions of Eagle Group. ©2021 by the Eagle Group