

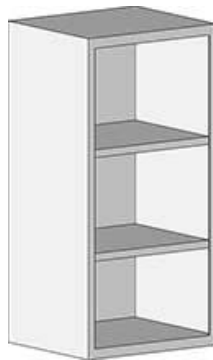


Profit from the Eagle Advantage®

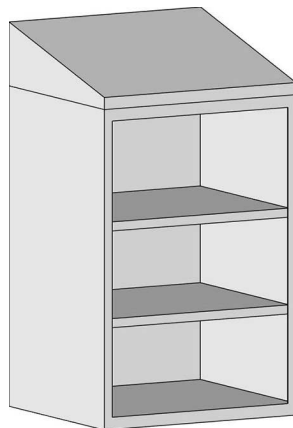
# Specification Sheet

## Short Form Specifications

All stainless steel type 304 enclosed cabinet. 13"- or 16"-deep. Flat top units are 31"-high, sloped top units are 36"-high. Widths range from 18" to 48". Removable back panel. Two adjustable shelves. Designed and tested to the SEFA 8 Metal Casework recommended practices.



with flat top



with sloped top

Item No.:	_____
Project No.:	_____
S.I.S. No.:	_____

## Upper Cabinets— Open Wall Cases

### MODELS:

- |                                       |                                         |
|---------------------------------------|-----------------------------------------|
| <input type="checkbox"/> SSC-WCO-1318 | <input type="checkbox"/> SSC-WCOST-1318 |
| <input type="checkbox"/> SSC-WCO-1324 | <input type="checkbox"/> SSC-WCOST-1324 |
| <input type="checkbox"/> SSC-WCO-1330 | <input type="checkbox"/> SSC-WCOST-1330 |
| <input type="checkbox"/> SSC-WCO-1336 | <input type="checkbox"/> SSC-WCOST-1336 |
| <input type="checkbox"/> SSC-WCO-1348 | <input type="checkbox"/> SSC-WCOST-1348 |
| <input type="checkbox"/> SSC-WCO-1618 | <input type="checkbox"/> SSC-WCOST-1618 |
| <input type="checkbox"/> SSC-WCO-1624 | <input type="checkbox"/> SSC-WCOST-1624 |
| <input type="checkbox"/> SSC-WCO-1630 | <input type="checkbox"/> SSC-WCOST-1630 |
| <input type="checkbox"/> SSC-WCO-1636 | <input type="checkbox"/> SSC-WCOST-1636 |
| <input type="checkbox"/> SSC-WCO-1648 | <input type="checkbox"/> SSC-WCOST-1648 |

### Design and Construction Features

- Type 304 stainless steel construction.
- Two intermediate shelves, adjustable on 1½" (38mm) increments.
- Available with 13" or 16" (330 or 406mm) depth.
- Widths range from 18" to 48" (457 to 1219mm).
- Units with flat top are 31" (889mm) high.
- Units with sloped top are 36" (914mm) high.

### Options / Accessories

- Additional shelves
- Custom sizes

### EAGLE GROUP

100 Industrial Boulevard  
Clayton, DE 19938-8903 USA

Phone: 302-653-3000 • 800-441-8440

Fax: 302-653-2065

www.eaglegrp.com • www.eaglemh.com

For custom configuration or fabrication needs, contact our SpecFAB® Division.

Phone: 302-653-3000 • Fax: 302-653-2065 • e-mail: quotes@eaglegrp.com

### Certifications / Approvals

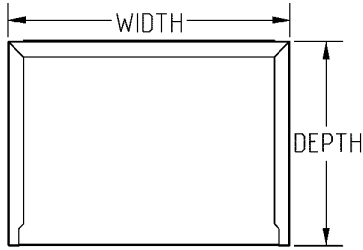


SEFA 8 Metal Casework

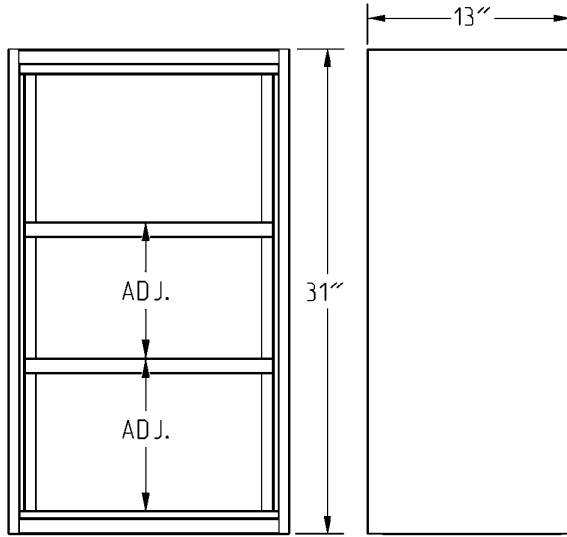
Item No.: \_\_\_\_\_  
 Project No.: \_\_\_\_\_  
 S.I.S. No.: \_\_\_\_\_

## Upper Cabinets—Open Wall Cases

**Units with Flat Top**



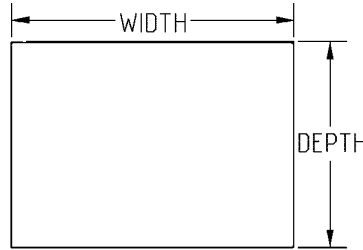
TOP VIEW



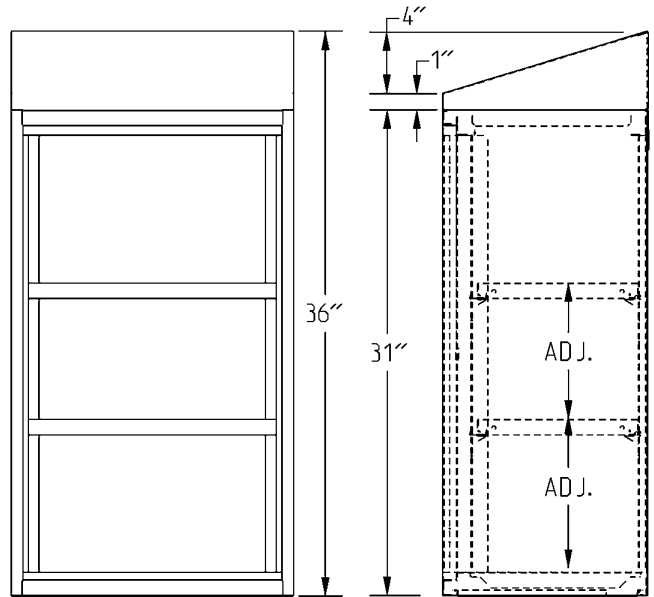
FRONT VIEW

SIDE VIEW

**Units with Sloped Top**



TOP VIEW



FRONT VIEW

SIDE VIEW

		with Flat Top				with Sloped Top			
depth		width		weight		weight		model #	
in	mm	in	mm	lbs.	kg	lbs.	kg	model #	
13"	330	18"	457	117	53.1	132	59.9	SSC-WCO-1318	SSC-WCOST-1318
13"	330	24"	610	123	55.8	138	62.6	SSC-WCO-1324	SSC-WCOST-1324
13"	330	30"	762	129	58.5	144	65.3	SSC-WCO-1330	SSC-WCOST-1330
13"	330	36"	914	141	63.9	156	70.7	SSC-WCO-1336	SSC-WCOST-1336
13"	330	48"	1218	165	74.8	180	81.6	SSC-WCO-1348	SSC-WCOST-1348
16"	406	18"	457	122	55.3	137	62.1	SSC-WCO-1618	SSC-WCOST-1618
16"	406	24"	610	128	58.0	143	64.9	SSC-WCO-1624	SSC-WCOST-1624
16"	406	30"	762	134	60.8	149	67.6	SSC-WCO-1630	SSC-WCOST-1630
16"	406	36"	914	146	66.2	161	73.0	SSC-WCO-1636	SSC-WCOST-1636
16"	406	48"	1219	170	77.1	185	83.9	SSC-WCO-1648	SSC-WCOST-1648

**EAGLE GROUP**  
 100 Industrial Boulevard, Clayton, DE 19938-8903 USA  
 Phone: 302-653-3000 or 800-441-8440 • Fax: 302-653-2065  
 www.eaglegrp.com • www.eaglemhc.com

Printed in U.S.A.  
 ©2021 by Eagle Group  
 Rev. 11/21

Spec sheets available for viewing, printing or downloading from our online literature library at [www.eaglegrp.com](http://www.eaglegrp.com)

Although every attempt has been made to ensure the accuracy of the information provided, we cannot be held responsible for typographical or printing errors. Information and specifications are subject to change without notice. Please confirm at time of order.