



Profit from the Eagle Advantage®  
 Foodservice Division: (800) 441-8440  
 MHC/Retail Display Divisions: (800) 637-5100  
 FAX: (302) 653-2065

# MHC Product Announcement

## Short Form Specifications

Eagle QuadPLUS®, model \_\_\_\_\_ . Polymer shelf mat available with standard wire truss frame or with Quad-Adjust® wire truss frame. Pack of four split sleeves per truss frame. EAGLEgard® hybrid epoxy and Valu-Gard® epoxy finishes offered. Louvered and solid mats available.

Item #:	_____
Model #:	_____
Project #:	_____
SIS #:	_____


EG8153M Rev. 08/13

## Features

- Green polymer shelf mats with choice of epoxy-coated standard wire truss frames or Quad-Adjust® truss frames
- Mats lay securely on top of truss frame
- Injection-molded polypropylene mats feature MICROGARD® antimicrobial protection
- 800 lb. weight capacity for shelves up to 48", 600 lb. 54" through 72" long - evenly distributed static load
- Louvered and solid mats available
- Easy assembly - no tools required
- Easy cleaning
- Dishwasher-safe
- Truss frames coated with EAGLEgard® hybrid epoxy with MICROGARD® or Valu-Gard® green epoxy finish (other finishes available, consult factory)
- Both style of truss frames can be fitted onto the same shelf unit
- Set of four split sleeves (included with each truss frame) snap onto Eagle's 1"-diameter posts
- Temperature rating: -20°F to 125°F


- Another Eagle Advantage

For custom configuration or fabrication needs, contact our **SpecFAB® Division**.  
 Phone: (302) 653-3000. FAX: (302) 653-2065.  
 E-mail: quotes@eaglegrp.com



## Polymer Shelf Mats

with Wire Truss Frames



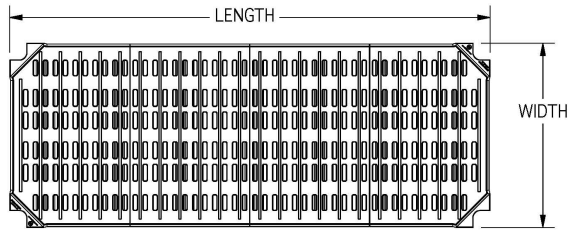
QuadPLUS® shown with standard wire truss frame

- **Versatile**  
Perfect for a variety of shelving tasks. Truss frames adjustable at 1" increments to accommodate many sizes.
- **Interchangeable**  
Standard wire truss frames and Quad-Adjust® truss frames accept QuadPLUS® Polymer Shelf Mats.
- **MICROGARD® Antimicrobial Protection**  
Standard on polymer mats. Contains built-in protection against bacteria, mold and mildew.
- **Durable**  
High-impact polymer will never corrode nor rust. Epoxy coated heavy gauge steel truss frames.

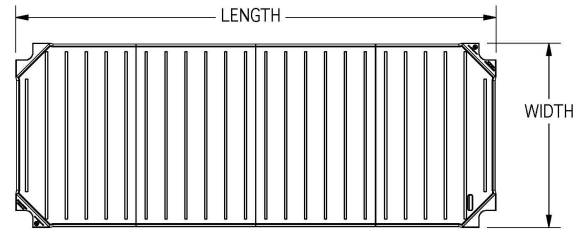




Profit from the Eagle Advantage®



TOP VIEW OF LOUVERED MAT




TOP VIEW OF SOLID MAT

### QuadPLUS® with Standard Wire Truss Frames -

Includes 1 truss frame and louvered or solid mats.

width x length in. mm	...with EAGLEgard® epoxy finish		...with Valu-Gard® epoxy finish	
	with louvered mats model #	with solid mats model #	with louvered mats model #	with solid mats model #
18" x 24" 457 x 610	QPF-1824E-GL	QPF-1824E-GS	QPF-1824VG-GL	QPF-1824VG-GS
18" x 30" 457 x 762	QPF-1830E-GL	QPF-1830E-GS	QPF-1830VG-GL	QPF-1830VG-GS
18" x 36" 457 x 914	QPF-1836E-GL	QPF-1836E-GS	QPF-1836VG-GL	QPF-1836VG-GS
18" x 42" 457 x 1067	QPF-1842E-GL	QPF-1842E-GS	QPF-1842VG-GL	QPF-1842VG-GS
18" x 48" 457 x 1219	QPF-1848E-GL	QPF-1848E-GS	QPF-1848VG-GL	QPF-1848VG-GS
18" x 54" 457 x 1372	QPF-1854E-GL	QPF-1854E-GS	QPF-1854VG-GL	QPF-1854VG-GS
18" x 60" 457 x 1524	QPF-1860E-GL	QPF-1860E-GS	QPF-1860VG-GL	QPF-1860VG-GS
18" x 72" 457 x 1829	QPF-1872E-GL	QPF-1872E-GS	QPF-1872VG-GL	QPF-1872VG-GS
21" x 24" 533 x 610	QPF-2124E-GL	QPF-2124E-GS	QPF-2124VG-GL	QPF-2124VG-GS
21" x 30" 533 x 762	QPF-2130E-GL	QPF-2130E-GS	QPF-2130VG-GL	QPF-2130VG-GS
21" x 36" 533 x 914	QPF-2136E-GL	QPF-2136E-GS	QPF-2136VG-GL	QPF-2136VG-GS
21" x 42" 533 x 1067	QPF-2142E-GL	QPF-2142E-GS	QPF-2142VG-GL	QPF-2142VG-GS
21" x 48" 533 x 1219	QPF-2148E-GL	QPF-2148E-GS	QPF-2148VG-GL	QPF-2148VG-GS
21" x 54" 533 x 1372	QPF-2154E-GL	QPF-2154E-GS	QPF-2154VG-GL	QPF-2154VG-GS
21" x 60" 533 x 1524	QPF-2160E-GL	QPF-2160E-GS	QPF-2160VG-GL	QPF-2160VG-GS
21" x 72" 533 x 1829	QPF-2172E-GL	QPF-2172E-GS	QPF-2172VG-GL	QPF-2172VG-GS
24" x 24" 610 x 610	QPF-2424E-GL	QPF-2424E-GS	QPF-2424VG-GL	QPF-2424VG-GS
24" x 30" 610 x 762	QPF-2430E-GL	QPF-2430E-GS	QPF-2430VG-GL	QPF-2430VG-GS
24" x 36" 610 x 914	QPF-2436E-GL	QPF-2436E-GS	QPF-2436VG-GL	QPF-2436VG-GS
24" x 42" 610 x 1067	QPF-2442E-GL	QPF-2442E-GS	QPF-2442VG-GL	QPF-2442VG-GS
24" x 48" 610 x 1219	QPF-2448E-GL	QPF-2448E-GS	QPF-2448VG-GL	QPF-2448VG-GS
24" x 54" 610 x 1372	QPF-2454E-GL	QPF-2454E-GS	QPF-2454VG-GL	QPF-2454VG-GS
24" x 60" 610 x 1524	QPF-2460E-GL	QPF-2460E-GS	QPF-2460VG-GL	QPF-2460VG-GS
24" x 72" 610 x 1829	QPF-2472E-GL	QPF-2472E-GS	QPF-2472VG-GL	QPF-2472VG-GS




Standard Collar

### QuadPLUS® with Quad-Adjust® Truss Frames -

Includes 1 truss frame and louvered or solid mats.

width x length in. mm	...with EAGLEgard® epoxy finish		...with Valu-Gard® epoxy finish	
	with louvered mats model #	with solid mats model #	with louvered mats model #	with solid mats model #
18" x 24" 457 x 610	QPF-QA1824E-GL	QPF-QA1824E-GS	QPF-QA1824VG-GL	QPF-QA1824VG-GS
18" x 30" 457 x 762	QPF-QA1830E-GL	QPF-QA1830E-GS	QPF-QA1830VG-GL	QPF-QA1830VG-GS
18" x 36" 457 x 914	QPF-QA1836E-GL	QPF-QA1836E-GS	QPF-QA1836VG-GL	QPF-QA1836VG-GS
18" x 42" 457 x 1067	QPF-QA1842E-GL	QPF-QA1842E-GS	QPF-QA1842VG-GL	QPF-QA1842VG-GS
18" x 48" 457 x 1219	QPF-QA1848E-GL	QPF-QA1848E-GS	QPF-QA1848VG-GL	QPF-QA1848VG-GS
18" x 54" 457 x 1372	QPF-QA1854E-GL	QPF-QA1854E-GS	QPF-QA1854VG-GL	QPF-QA1854VG-GS
18" x 60" 457 x 1524	QPF-QA1860E-GL	QPF-QA1860E-GS	QPF-QA1860VG-GL	QPF-QA1860VG-GS
18" x 72" 457 x 1829	QPF-QA1872E-GL	QPF-QA1872E-GS	QPF-QA1872VG-GL	QPF-QA1872VG-GS
21" x 24" 533 x 610	QPF-QA2124E-GL	QPF-QA2124E-GS	QPF-QA2124VG-GL	QPF-QA2124VG-GS
21" x 30" 533 x 762	QPF-QA2130E-GL	QPF-QA2130E-GS	QPF-QA2130VG-GL	QPF-QA2130VG-GS
21" x 36" 533 x 914	QPF-QA2136E-GL	QPF-QA2136E-GS	QPF-QA2136VG-GL	QPF-QA2136VG-GS
21" x 42" 533 x 1067	QPF-QA2142E-GL	QPF-QA2142E-GS	QPF-QA2142VG-GL	QPF-QA2142VG-GS
21" x 48" 533 x 1219	QPF-QA2148E-GL	QPF-QA2148E-GS	QPF-QA2148VG-GL	QPF-QA2148VG-GS
21" x 54" 533 x 1372	QPF-QA2154E-GL	QPF-QA2154E-GS	QPF-QA2154VG-GL	QPF-QA2154VG-GS
21" x 60" 533 x 1524	QPF-QA2160E-GL	QPF-QA2160E-GS	QPF-QA2160VG-GL	QPF-QA2160VG-GS
21" x 72" 533 x 1829	QPF-QA2172E-GL	QPF-QA2172E-GS	QPF-QA2172VG-GL	QPF-QA2172VG-GS
24" x 24" 610 x 610	QPF-QA2424E-GL	QPF-QA2424E-GS	QPF-QA2424VG-GL	QPF-QA2424VG-GS
24" x 30" 610 x 762	QPF-QA2430E-GL	QPF-QA2430E-GS	QPF-QA2430VG-GL	QPF-QA2430VG-GS
24" x 36" 610 x 914	QPF-QA2436E-GL	QPF-QA2436E-GS	QPF-QA2436VG-GL	QPF-QA2436VG-GS
24" x 42" 610 x 1067	QPF-QA2442E-GL	QPF-QA2442E-GS	QPF-QA2442VG-GL	QPF-QA2442VG-GS
24" x 48" 610 x 1219	QPF-QA2448E-GL	QPF-QA2448E-GS	QPF-QA2448VG-GL	QPF-QA2448VG-GS
24" x 54" 610 x 1372	QPF-QA2454E-GL	QPF-QA2454E-GS	QPF-QA2454VG-GL	QPF-QA2454VG-GS
24" x 60" 610 x 1524	QPF-QA2460E-GL	QPF-QA2460E-GS	QPF-QA2460VG-GL	QPF-QA2460VG-GS
24" x 72" 610 x 1829	QPF-QA2472E-GL	QPF-QA2472E-GS	QPF-QA2472VG-GL	QPF-QA2472VG-GS



New Quad-Adjust® Collar - allows the addition or removable of a shelf without having to disassemble the entire shelf unit.