

JULY 2021 PRICE LIST

MATERIAL HANDLING, HEALTHCARE, CLEANROOM, LAB

WIRE SHELVING

CASEWORK

WORKTABLES

COUNTERTOPS

SINKS

FLOOR TROUGHS

GOWNING EQUIPMENT

CUSTOM FABRICATION

EAGLE™
MHC Division

Material Handling, Healthcare & Cleanroom Equipment

www.eaglemhc.com

Stainless Steel Inset Casework

(pages 101 through 124)









Eagle MHC manufactures a broad line of stainless steel inset casework featuring a wide variety of drawer and door configurations to meet your laboratory requirements with all casework proudly made in the U.S.A.

Our casework construction and performance characteristics are in full compliance with SEFA 8M Metal standards.

In addition to our extensive casework product line, Eagle MHC offers stainless steel countertops, custom stainless steel fabrication, laboratory sinks, workstations, shelving and other storage solutions.







EAGLE™
MHC Division
Material Handling, Healthcare & Cleanroom Equipment

- Table of Contents -

Detailed contents listing at the start of each individual section.

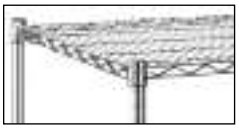
Shelving 5-88


Wall Shelves.....89-100


Casework 101-124


Cleanroom / Lab Equipment 125-146


Healthcare 147-166


Electronics.....167-182


Tables 183-220


Sinks / Floor Troughs 221-268


NEW

Breath/Safety Shields.....269-274

Warranty Information 2

Terms & Conditions 3

SpecFAB® Custom Fabrications 275-278

Alphanumeric Price Index 279-319

How to order:

EAGLE'S Customer Service Center

Committed to customer service and customer satisfaction along with quality products.

Phone: (302) 653-3000
Fax: (302) 653-2065

Email: customerservice@eaglegrp.com

VISIT US ON THE WEB

To find an EAGLE representative, dealer or service center in your area go to **www.eaglegrp.com**

STOCK STATUS IS INDICATED BY:

MTS (•) - make-to-stock items with shipment same day or next day.

MTO ( ) - make-to-order items.

LOOK! FOR THESE EMBLEMS

Located to the right of or below each appropriate product title and/or product subtitle:

see spec sheet EG01.00 - catalog spec sheet reference *(available online www.eaglegrp.com)*

NSF - approved by the National Sanitation Foundation

UL - approved by Underwriters Laboratories for U.S.A. ONLY

NFPA-96 - Meets the standards of the National Fire Protection Association, Bulletin #96

REGISTERED TRADEMARKS OF EAGLE MHC® - *a division of EAGLE GROUP*
Add-A-Shelf®, adjusTable®, Cool Trough®, EAGLEbrite®, EAGLEgard®, FLEX-MASTER®, Floor Trak®, MasterSeal®, Master Trak®, MICROGARD®, Q-LEVER®, Quad-Adjust®, QuadPLUS®, QuadTruss®, Quik-Set®, Redi-Pak®, SPEC AIR®, SpecFAB®, SPEC-MASTER®, Snap-n-Slide®, Sterile-Eze®, uni-lok®, Valu-Gard®, VALU-MASTER®, and WALSTOR®.

TRADEMARKS OF EAGLE MHC® - *a division of EAGLE GROUP*
Lok-n-Fold™, Shelf Select™, and STAND-OUTS™.

WARRANTY INFORMATION

EAGLE Shelving Warranty

EAGLE MHC® warrants that goods supplied hereunder manufactured by EAGLE MHC® will be free from defects in material and workmanship at the time they leave our factory. Upon factory inspection, we guarantee to replace any shelf that is defective for a period of up to one year from the date of original installation, not to exceed 18 months from date of shipment from EAGLE, provided that it has been properly installed and maintained. If a shelf proves to be defective, or not in conformity with the specification, customers are entitled only to replacement of such unit. Under no circumstances will we be liable for any claims for labor or subsequent damage.

To the original owner, EAGLE GROUP warrants against rust formation over more than 5% of the shelving surface as stated below following original date of installation:

	WARRANTY	***DRY STORAGE***	***COOLER STORAGE***
Chrome	1-year warranty	✔	-
EAGLEbrite®	3-year warranty	✔	-
VALU-MASTER® and Valu-Gard®	5-year warranty	✔	✔
EAGLEgard® (with MICROGARD®)	12-year warranty	✔	✔
Stainless Steel	15-year warranty	✔	✔
QuadPLUS®	*	✔	✔
Solid Shelving	1-year warranty	✔	✔

* Polymer Shelf Mats have a lifetime warranty against rust and corrosion.
* Wire Truss Frames, based on finish, have same warranty duration as outlined above.

EAGLE wire shelving must be cleaned with soft cloths and mild detergents. Using harsh detergents, abrasive materials, scrapers or stiff brushes will void this warranty, as will physical damage, rupturing the coating or sustained exposure to corrosive substances and vapors. Warranty applies only when shelves have been continuously used within a temperature range from -20˚F to +120˚F, with intermittent exposure up to +200˚F for Valu-Gard®, Valu-Master® or EAGLEgard® epoxy finishes, and up to +175˚F for chrome or EAGLEbrite® zinc finishes.

In the event of a warranty claim, an EAGLE GROUP representative will examine the installation and determine return or repair disposition. Repairs will be handled by the initial owner. Returns, including disassembly and subsequent reassembly, become the responsibility of the initial owner. Replacements will be shipped prepaid FOB the nearest distribution point.

There are no warranties which extend beyond these warranties. All other expressed or implied warranties, including those of merchantability or fitness for a particular purpose, which exceed the warranties stated above, are disclaimed by EAGLE MHC® and excluded from this agreement. No employee or agent of ours has any authority to make any representation or warranty which exceeds the warranties stated above.

NO EAGLE EQUIPMENT MAY BE RETURNED EXCEPT UPON WRITTEN AUTHORIZATION FROM EAGLE MHC®. SEE PAGE 3 FOR TERMS & CONDITIONS.

* * *

EAGLE Worktable, Sink and Stainless Steel Inset Casework Warranty

EAGLE MHC® warrants that goods supplied hereunder manufactured by EAGLE MHC® will be free from defects in material and workmanship at the time they leave our factory.

Within a period of one year from the date of original installation of the equipment, not to exceed 18 months from date of shipment from EAGLE, EAGLE MHC®, will replace, without charge, any defective parts or component material upon demonstration to its satisfaction that a breach of warranty did not exist. Under no circumstances will we be liable for any claims for labor or subsequent damage. Using harsh chemicals, abrasive materials, scrapers or stiff brushes may void the warranty.

There are no warranties which extend beyond these warranties. All other expressed or implied warranties, including those of merchantability or fitness for a particular purpose, which exceed the warranties stated above, are disclaimed by EAGLE MHC® and excluded from this agreement. No employee or agent of ours has any authority to make any representation or warranty which exceeds the warranties stated above.

NO EAGLE EQUIPMENT MAY BE RETURNED EXCEPT UPON WRITTEN AUTHORIZATION FROM EAGLE MHC®. SEE PAGE 3 FOR TERMS & CONDITIONS.

* * *

EAGLE Surgical Case Carts

EAGLE MHC® warrants that goods supplied hereunder manufactured by EAGLE MHC® will be free from defects in material and workmanship at the time they leave our factory.

Within a period of three years from the date of shipment from EAGLE, EAGLE MHC® will replace, without charge, any defective parts or component material upon demonstration to its satisfaction that a breach of warranty did not exist. Under no circumstances will we be liable for any claims for labor or subsequent damage.

There are no warranties which extend beyond these warranties. All other expressed or implied warranties, including those of merchantability or fitness for a particular purpose, which exceed the warranties stated above, are disclaimed by EAGLE MHC® and excluded from this agreement. No employee or agent of ours has any authority to make any representation or warranty which exceeds the warranties stated above.

NO EAGLE EQUIPMENT MAY BE RETURNED EXCEPT UPON WRITTEN AUTHORIZATION FROM EAGLE MHC®. SEE PAGE 3 FOR TERMS & CONDITIONS.

- Terms and Conditions -

PRICES
All merchandise will be billed at our current published list prices in effect at the time of shipment.

PERFORMANCE
All shipping dates are approximate. Fulfillment is always subject to availability of material and to conditions affecting shipment that are beyond our control. EAGLE shall not be held liable for any delay.

SHORTAGE
All claims for shortage must be brought to our attention within five (5) business days from date merchandise is received. Please be certain that you receive the number of packages signed for.

CANCELLATIONS
Cancellations are not accepted on orders in transit or on custom items. Standard orders that are cancelled while already in production will be subject to up to a 30% restocking charge based upon product ordered.

RETURNS
Custom and modified standard equipment is non-returnable.

Authorization Policy for Standard Returns:

- ✔ Previously written approval from EAGLE's Customer Service is mandatory on all returns.
- ✔ Return authorization must be requested within 60 days from date of shipment.
- ✔ Authorized return shipments, in which merchandise is not defective and orders have been properly filled, must be shipped prepaid and properly packaged to prevent merchandise damage.
- ✔ Each return authorization number *(located on the upper right hand corner of the form)*, must be written on the outside of each carton returned to EAGLE.
- ✔ No credits will be processed for a return until we have confirmation that the item has been received, has been inspected and it is confirmed that item is in unused and new, sellable condition

Restocking:

- ✔ Restocking and equipment repair fees for merchandise damaged during return shipment to EAGLE will be withheld from issued credit.
- ✔ Returns of made-to-stock merchandise are subject to a 30% restocking fee.
- ✔ Returns of standard made-to-order merchandise are subject to a 50% restocking fee.

Restocking (continued):

- ✔ $75 net minimum on merchandise returns.
- ✔ No returns on electropolished items.
- ✔ No returns on custom items.

PRINTS & DRAWINGS
All prints and drawings submitted with orders are accepted as a final approval in the custom order process. Errors that arise due to incorrect submittals are the responsibility of the customer. There are no cancellations on custom orders.

DAMAGES
EAGLE's responsibility ceases immediately upon our retaining receipt of pickup from our dock by the transportation company. If a container shows rough handling, do not give the carrier a clear delivery receipt and inspect the merchandise immediately. Note the damage on the delivery receipt/bill of lading while the driver is there. If you sign your name on the freight bill without noting any damages, then you are stating you have received your order/shipment in acceptable condition. Upon finding damage while unpacking the product, call the carrier without further unpackaging, ask for an inspection, and follow through by filing a claim with the carrier immediately. Concealed damage claims must be reported in writing to the carrier within five (5) business days of receipt.

ORDER APPROVAL
All orders are subject to final approval by EAGLE's home office. Acceptance and/or performance shall be at all times subject to the approval of EAGLE's Credit Department. Minimum order $50.00 net.

TERMS
Discount and discount date are clearly marked at the bottom of each invoice should you be entitled to any discount, subject to current status of your account.

FOB
All orders ship FOB Origin freight collect unless otherwise specified. All orders shipped prepaid/add will receive a 20% administrative surcharge added to the freight charge. Shipper is not responsible for any unauthorized accessorial charges. These charges will be billed back to the customer after shipment in the form of a separate invoice.

UPS
All UPS shipments will be charged a minimum of $25.00.

FOB/FREIGHT
*Freight rates are based on standard dock to dock shipments via Eagle's preferred carriers. Guaranteed delivery, expedited freight, dedicated shipments are all subject to additional charges. Shipper is not responsible for any unauthorized accessorial charges including but not limited to lift gate, redelivery, advance notification, limited access, residential, inside delivery, diversion miles, etc. All unauthorized accessorial charges will be billed back to the customer. These charges will be applied after shipment in the form of a separate invoice.

- MONETARY VALUES ARE BASED ON U.S. CURRENCY. -

IMPORTANT NOTICE:

Due to the continuing cost fluctuations of stainless steel and other materials, we at EAGLE MHC® reserve the right to modify our price lists by charging dealer discounts and/or imposing a surcharge.

OTHERS' WIRE SHELVES COMPARED TO EAGLE GROUP'S…

(18˝ x 60˝ shelves shown)

EAGLE GROUP's shelves…

…incorporate *more* perimeter and interior serpentine trusses and mat continuity support wires than any competitive shelves.

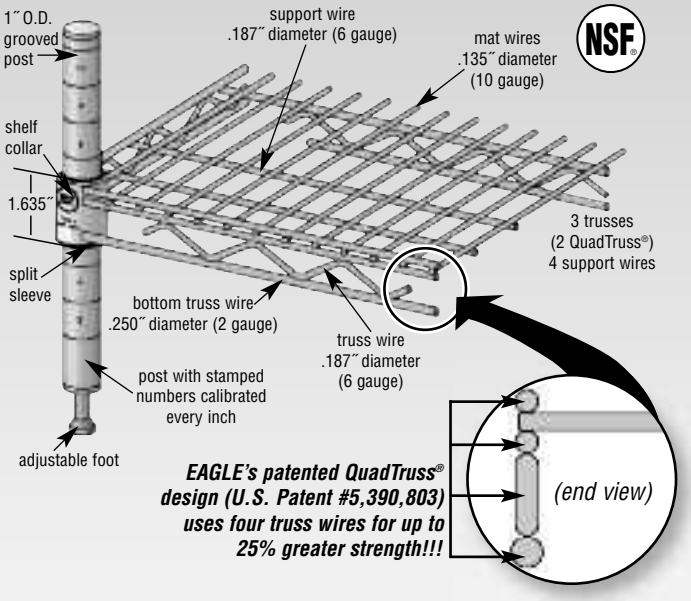

EAGLE's patented QuadTruss® design (U.S. Patent #5,390,803) uses four truss wires for up to 25% greater strength!!!

Metro and most imported shelves…

…incorporate both perimeter and interior serpentine trusses and mat continuity support wires, *but fewer than EAGLE GROUP's.*

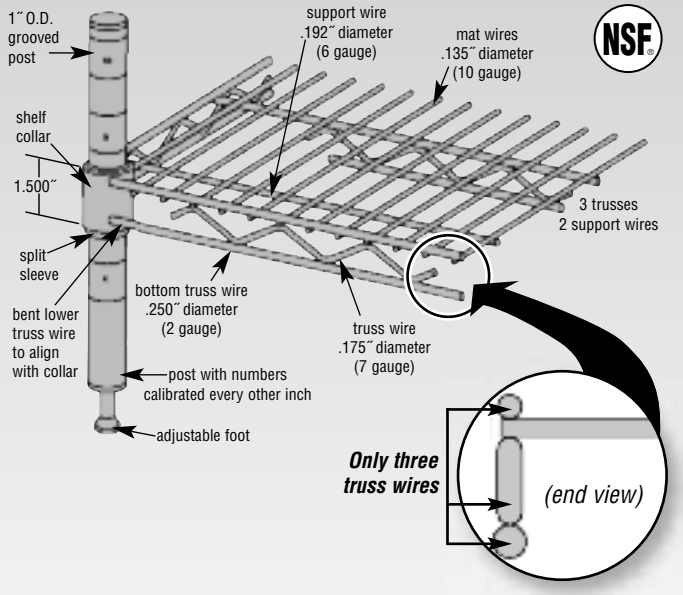

Eagle Group has the strongest wire shelf in the industry—no matter how you stack it!

SHELF AND POST FINISHES AVAILABLE

Stainless Steel Finish—*OUR BEST!*

Stainless Steel

- NSF-listed for all environments.
- Type 304 stainless steel.

NOTE: Stainless steel shelving is electropolished.

15-YEAR LIMITED WARRANTY

EAGLEgard® Hybrid Epoxy

Zinc Chloride
Clear Chromate
MasterSeal® Sealer
Blue Green (translucent)
- hybrid epoxy with MICROGARD®*

- NSF-listed for all environments.
- Zinc chloride plating followed by clear chromate plating with MasterSeal® Sealer and a hybrid epoxy final coat.

12-YEAR LIMITED WARRANTY

Valu-Gard® Green Epoxy

Phosphate Conversion Coating
MasterSeal® Sealer
Green (opaque)
- hybrid metallic epoxy

- NSF-listed for wet or dry storage environments.
- Phosphate conversion coating followed by green hybrid epoxy coating.

5-YEAR LIMITED WARRANTY

VALU-MASTER® Gray Epoxy

Phosphate Conversion Coating
MasterSeal® Sealer
Pewter Gray Epoxy

- NSF-listed for wet or dry storage environments.
- Phosphate conversion coating followed by metallic gray epoxy coating.

5-YEAR LIMITED WARRANTY

Chrome Finish

Bright Nickel
Chrome
Air-dry Lacquer

- NSF-listed for dry storage environments.
- Bright nickel plating followed by chrome plating.

NOTE: Optional clear hybrid epoxy, NSF-listed for all environments, is available.

1-YEAR LIMITED WARRANTY

EAGLEbrite® Zinc

Zinc chloride
Clear Chromate
MasterSeal® Sealer

- NSF-listed for dry storage environments.
- Bright zinc chloride plating followed by clear chromate plating with MasterSeal® sealer for improved rust protection.

NOTE: Wire shelves feature MasterSeal® Sealer. NSF-listed for all environments.

3-YEAR LIMITED WARRANTY

*** MICROGARD®…**

…is an antimicrobial agent which contains built-in protection to retard the growth of a broad range of bacteria, mold and mildew on shelf surface that causes stains, odors and degradation.

…combines inorganic antimicrobial silver ions with a patented delivery system. The silver ions react with bacteria in three ways: 1) suffocates the cell, 2) stops the cell reproduction system, and 3) stops the cell from growing.

…is standard on all EAGLEgard® shelving.

Accessories/Components

Casters 9, 10, 61, 66
Casting for Leveling Feet 47
Collar Plug 47
Dividers 16, 49, 62
Enclosure Panels 48
Foot Plates 47
Glides 47
Inlays 61
Label Holders 25, 40
Ledges 50, 62
Leveling Feet.....47
Post Cap 47
Post Clamps 47
Retaining Clamp 47
Rods & Tabs 48
"S" Hooks 47
Split Sleeves 47
More Accessories and Components.....8-9, 47-55

Add-A-Shelf® and Accessories 22-23

Cantilever Shelving System Wall Mount 67-71

Carts

Angled Shelf/ Visual Merchandising Carts 33-34
Black Polymer Utility Cart.....34
Cart Covers 31-32
Mobile Platform Carts.....34
Polymer Utility Carts.....34
Utility Carts 25, 27, 28-29
Stem Caster Carts.....30
Wire Basket Utility Carts.....27

Dolly Frames / Dolly Trucks

Aluminum Truck Dollies 39
Dolly Frames.....40
Dolly Trucks 35

Posts.....8, 23, 62

Q-LEVER® Cantilever Shelving System 72-85

Accessories 84-85
Four- and Five-Tier Units 75-80
Manager's Stations 83
Overhead Storage Systems.....82
Task Stations 82
Utility Stations 83
Worktables 81

QuadPLUS® Polymer Shelf Mats, Starter Units, Accessories ..13-16

Quik-Set® Solid Shelving 63-66

Racks and Platforms

Dunnage Racks 37-39
Platforms 36
Polymer Dunnage Racks.....38
Tank Racks/Accessories 45

Redi-Pak®

Utility Carts.....25
Wire Shelving Units 24

Retail Display Shelving and Accessories

Accessories/Components 60-62
Decorative Shelves 60
Garment Racks/Accessories 36

Security Units and Accessories 41-44

Shelves / Shelving Units / Kits

Adjustable Wire Shelving
• Add-A-Shelf®.....22-23
• Quad-Adjust®.....11-12
Cantilever Shelves.....8, 61
Dunnage Shelf; Starter Units 38
Four-/Five-Shelf Add-On Units 19, 21
Four-/Five-Shelf Starter Units 12, 15, 18, 20
Hybrid Shelves 26-27
Reverse Mat Shelves/ Label Holders 25
Seismic Footplate Kits 17
Slanted Shelves 49
Sliding Shelf 53
Solid Shelves/Accessories 7
Triangle Shelf 52
Wire Basket Shelf 40
Wire Shelves.....6

Tables 46

Track Systems

Floor Track Storage Systems 58-59
Overhead Track Storage Systems 56-57

Workstations

Modular Desks/Workstations 45

For the "Wall Shelves" section, go to pages 89–100.

Wire Shelves (NSF)

see spec sheet **EG01.00**



patented QuadTruss design

(Patent #5,390,803)

Patented QuadTruss® Design
makes shelves up to 25% stronger and provides a retaining ledge for increased strength and product retention.

WEIGHT CAPACITIES:

- Shelves up to 48″ *(1219mm)*: 800 lb. *(363 kg)*.
- 54″-72″ *(1372-1829mm)* shelves: 600 lb. *(272 kg)* - evenly distributed static load.

Note: Shelving units should not exceed 2400 lbs. *(1089 kg)* per set of four posts.

PACKAGING:

- 24″-48″ *(610-1219mm)* lengths: Four per box.
- 54″-72″ *(1372-1829mm)* lengths: Two per box.
- Four pairs of split sleeves per shelf.

(•) MTS *(made to stock)* / ( ) MTO *(made to order)*

	length		weight		cu	EAGLEbrite®		chrome		Valu-Master®		Valu-Gard®		EAGLEgard®		stainless	
	in.	mm	lb.	kg	ft	model #	list	model #	list	model #	list	model #	list	model #	list	model #	list
14″ width *(356mm)*	24″	610	6	2.7	0.5	**1424Z** •	63	**1424C** •	73	**1424V** •	74	**1424VG** •	74	**1424E** •	86	**1424S**	258
	30″	762	7	3.2	0.5	**1430Z** •	67	**1430C** •	76	**1430V** •	81	**1430VG** •	81	**1430E** •	90	**1430S**	261
	36″	914	8	3.6	0.5	**1436Z** •	72	**1436C** •	83	**1436V** •	85	**1436VG** •	85	**1436E** •	**94**94	**1436S** •	263
	42″	1067	9	4.1	0.7	**1442Z** •	85	**1442C** •	94	**1442V** •	98	**1442VG** •	98	**1442E** •	108	**1442S**	324
	48″	1219	10	4.5	0.7	**1448Z** •	85	**1448C** •	94	**1448V** •	98	**1448VG** •	98	**1448E** •	108	**1448S** •	324
	54″	1372	12	5.5	0.9	**1454Z** •	87	**1454C** •	98	**1454V** •	112	**1454VG** •	112	**1454E** •	124	**1454S**	412
	60″	1524	14	6.4	0.9	**1460Z** •	100	**1460C** •	106	**1460V** •	112	**1460VG** •	112	**1460E** •	124	**1460S** •	412
	72″	1829	17	7.7	1.1	**1472Z** •	114	**1472C** •	124	**1472V** •	131	**1472VG** •	131	**1472E** •	143	**1472S** •	467
18″ width *(457mm)*	24″	610	7	3.2	0.7	**1824Z** •	81	**1824C** •	83	**1824V** •	85	**1824VG** •	85	**1824E** •	98	**1824S** •	317
	30″	762	8	3.6	0.7	**1830Z** •	83	**1830C** •	84	**1830V** •	91	**1830VG** •	91	**1830E** •	101	**1830S** •	322
	36″	914	9	4.1	0.7	**1836Z** •	85	**1836C** •	86	**1836V** •	95	**1836VG** •	95	**1836E** •	105	**1836S** •	324
	42″	1067	11	5.0	0.9	**1842Z** •	98	**1842C** •	103	**1842V** •	113	**1842VG** •	113	**1842E** •	127	**1842S** •	388
	48″	1219	12	5.5	0.9	**1848Z** •	98	**1848C** •	103	**1848V** •	113	**1848VG** •	113	**1848E** •	127	**1848S** •	388
	54″	1372	15	6.8	1.2	**1854Z** •	114	**1854C** •	122	**1854V** •	137	**1854VG** •	137	**1854E** •	152	**1854S**	495
	60″	1524	17	7.7	1.2	**1860Z** •	114	**1860C** •	122	**1860V** •	137	**1860VG** •	137	**1860E** •	152	**1860S** •	495
	72″	1829	20	9.1	1.3	**1872Z** •	135	**1872C** •	144	**1872V** •	157	**1872VG** •	157	**1872E** •	175	**1872S** •	587
21″ width *(533mm)*	24″	610	8	3.6	0.7	**2124Z** •	87	**2124C** •	95	**2124V** •	96	**2124VG** •	96	**2124E** •	112	**2124S**	368
	30″	762	9	4.1	0.7	**2130Z** •	90	**2130C** •	98	**2130V** •	103	**2130VG** •	103	**2130E** •	114	**2130S**	371
	36″	914	11	5.0	0.8	**2136Z** •	94	**2136C** •	101	**2136V** •	105	**2136VG** •	105	**2136E** •	120	**2136S** •	374
	42″	1067	12	5.5	1.1	**2142Z** •	106	**2142C** •	117	**2142V** •	124	**2142VG** •	124	**2142E** •	139	**2142S**	432
	48″	1219	14	6.4	1.1	**2148Z** •	106	**2148C** •	117	**2148V** •	124	**2148VG** •	124	**2148E** •	139	**2148S** •	432
	54″	1372	16	7.3	1.3	**2154Z** •	131	**2154C** •	138	**2154V** •	151	**2154VG** •	151	**2154E** •	163	**2154S**	575
	60″	1524	18	8.2	1.3	**2160Z** •	131	**2160C** •	138	**2160V** •	151	**2160VG** •	151	**2160E** •	163	**2160S** •	575
	72″	1829	24	10.9	1.4	**2172Z** •	157	**2172C** •	165	**2172V** •	181	**2172VG** •	181	**2172E** •	200	**2172S**	682
24″ width *(610mm)*	24″	610	9	4.1	0.8	**2424Z** •	94	**2424C** •	100	**2424V** •	104	**2424VG** •	104	**2424E** •	123	**2424S** •	397
	30″	762	11	5.0	0.8	**2430Z** •	96	**2430C** •	104	**2430V** •	112	**2430VG** •	112	**2430E** •	126	**2430S** •	400
	36″	914	13	5.9	0.8	**2436Z** •	100	**2436C** •	106	**2436V** •	114	**2436VG** •	114	**2436E** •	128	**2436S** •	404
	42″	1067	15	6.8	1.2	**2442Z** •	120	**2442C** •	128	**2442V** •	143	**2442VG** •	143	**2442E** •	157	**2442S** •	490
	48″	1219	16	7.3	1.2	**2448Z** •	120	**2448C** •	128	**2448V** •	143	**2448VG** •	143	**2448E** •	157	**2448S** •	490
	54″	1372	19	8.6	1.5	**2454Z** •	146	**2454C** •	154	**2454V** •	167	**2454VG** •	167	**2454E** •	186	**2454S** •	598
	60″	1524	21	9.5	1.5	**2460Z** •	146	**2460C** •	154	**2460V** •	167	**2460VG** •	167	**2460E** •	186	**2460S** •	598
	72″	1829	26	11.8	1.6	**2472Z** •	166	**2472C** •	181	**2472V** •	196	**2472VG** •	196	**2472E** •	218	**2472S** •	747
30″ width *(762mm)*	30″	762	16	7.3	1.0	**3030Z**	122	**3030C**	138	**3030V**	141	**3030VG**	141	**3030E**	165	**3030S**	472
	36″	914	17	7.7	1.0	**3036Z** •	137	**3036C** •	157	**3036V**	160	**3036VG**	160	**3036E** •	190	**3036S**	535
	48″	1219	20	9.1	1.5	**3048Z** •	157	**3048C** •	181	**3048V**	186	**3048VG**	186	**3048E** •	217	**3048S**	624
	60″	1524	25	11.4	1.8	**3060Z** •	177	**3060C** •	199	**3060V**	208	**3060VG**	208	**3060E** •	246	**3060S**	692
	72″	1829	30	13.6	2.3	**3072Z** •	213	**3072C** •	240	**3072V**	249	**3072VG**	249	**3072E** •	297	**3072S**	840
36″ width *(914mm)*	36″	914	21	9.5	1.3	**3636Z** •	151	**3636C** •	176	**3636V**	177	**3636VG**	177	**3636E** •	213	**3636S**	598
	48″	1219	26	11.8	1.9	**3648Z** •	178	**3648C** •	201	**3648V**	211	**3648VG**	211	**3648E** •	246	**3648S**	703
	60″	1524	34	15.4	2.3	**3660Z** •	203	**3660C** •	234	**3660V**	241	**3660VG**	241	**3660E** •	291	**3660S**	819
	72″	1829	43	19.5	2.8	**3672Z** •	246	**3672C** •	274	**3672V**	292	**3672VG**	292	**3672E** •	342	**3672S**	976

100 Industrial Boulevard, Clayton, DE 19938-8903 U.S.A.
Phone: 302-653-3000. Fax: 302-653-2065
http://www.eaglemhc.com

EAGLE MHC Division
Material Handling, Healthcare & Cleanroom Equipment

Solid Shelves NSF

see spec sheet **EG01.01**



All shelves feature aluminum castings.

Raised ¼˝-high "V" Edge on all sides and double hem bending provides quality and strength!

side view of solid shelf, showing raised "V" edge

FEATURES:

- Aluminum corner castings create locking mechanism to fasten shelves to posts with tapered split sleeves.

Notes: Contact factory for availability of 72˝-long shelves. Availability based on application.

PACKAGING:

- 24˝-48˝ *(610-1219mm)* lengths: Four per box.
- 54˝-72˝ *(1372-1829mm)* lengths: Two per box.
- Four pairs of split sleeves per shelf.

All items can be shipped UPS.

Notes: For cleanroom applications, add prefix **"CR"** to stainless steel model number. **Example: CRSS1424S.** Alcohol-wiped & bagged, at NO ADDITIONAL PRICE.
316 stainless steel available. Consult factory.
Electropolished finish available. Consult factory. Please note: Shelf with electropolished finish will have a flat surface without "V" edge.

(•) MTS *(made to stock)* / ( ) MTO *(made to order)*

	length		weight		cu	galvanized		VALU-MASTER®		Valu-Gard®		stainless	
	in.	mm	lb.	kg	ft	model #	list	model #	list	model #	list	model #	list
14˝ width *(356mm)*	24˝	610	10	4.5	0.5	**SS1424G**	189	**SS1424V**	208	**SS1424VG**	208	**SS1424S**	316
	30˝	762	12	5.5	0.5	**SS1430G**	194	**SS1430V**	212	**SS1430VG**	212	**SS1430S**	326
	36˝	914	14	6.4	0.5	**SS1436G**	201	**SS1436V**	219	**SS1436VG**	219	**SS1436S** •	326
	42˝	1067	15	6.8	0.7	**SS1442G**	208	**SS1442V**	228	**SS1442VG**	228	**SS1442S**	392
	48˝	1219	17	7.7	0.7	**SS1448G**	211	**SS1448V**	232	**SS1448VG**	232	**SS1448S** •	392
	54˝	1372	20	9.1	0.9	**SS1454G**	227	**SS1454V**	252	**SS1454VG**	252	**SS1454S**	429
	60˝	1524	22	10.0	0.9	**SS1460G**	228	**SS1460V**	259	**SS1460VG**	259	**SS1460S** •	471
18˝ width *(457mm)*	24˝	610	11	5.0	0.7	**SS1824G**	187	**SS1824V**	212	**SS1824VG**	212	**SS1824S** •	358
	30˝	762	14	6.4	0.7	**SS1830G**	197	**SS1830V**	216	**SS1830VG**	216	**SS1830S** •	366
	36˝	914	16	7.3	0.7	**SS1836G** •	200	**SS1836V**	225	**SS1836VG**	225	**SS1836S** •	366
	42˝	1067	18	8.2	0.9	**SS1842G**	213	**SS1842V**	234	**SS1842VG**	234	**SS1842S**	449
	48˝	1219	20	9.1	0.9	**SS1848G** •	216	**SS1848V** •	240	**SS1848VG**	240	**SS1848S** •	449
	54˝	1372	22	10.0	1.2	**SS1854G**	233	**SS1854V**	259	**SS1854VG**	259	**SS1854S**	508
	60˝	1524	24	10.9	1.2	**SS1860G** •	239	**SS1860V**	263	**SS1860VG**	263	**SS1860S** •	538
21˝ width *(533mm)*	24˝	610	13	5.9	0.7	**SS2124G**	201	**SS2124V**	224	**SS2124VG**	224	**SS2124S**	400
	30˝	762	15	6.8	0.7	**SS2130G**	208	**SS2130V**	230	**SS2130VG**	230	**SS2130S**	409
	36˝	914	18	8.2	0.8	**SS2136G**	222	**SS2136V**	243	**SS2136VG**	243	**SS2136S** •	409
	42˝	1067	21	9.5	1.1	**SS2142G**	225	**SS2142V**	252	**SS2142VG**	252	**SS2142S**	513
	48˝	1219	23	10.5	1.1	**SS2148G**	232	**SS2148V**	256	**SS2148VG**	256	**SS2148S**	513
	54˝	1372	25	11.4	1.3	**SS2154G**	251	**SS2154V**	280	**SS2154VG**	280	**SS2154S**	533
	60˝	1524	28	12.7	1.3	**SS2160G**	251	**SS2160V**	282	**SS2160VG**	282	**SS2160S**	629
24˝ width *(610mm)*	24˝	610	15	6.8	0.8	**SS2424G** •	202	**SS2424V**	225	**SS2424VG**	225	**SS2424S** •	432
	30˝	762	17	7.7	0.8	**SS2430G**	211	**SS2430V**	230	**SS2430VG**	230	**SS2430S**	439
	36˝	914	19	8.6	0.8	**SS2436G** •	223	**SS2436V** •	245	**SS2436VG**	245	**SS2436S** •	439
	42˝	1067	23	10.5	1.0	**SS2442G**	230	**SS2442V**	258	**SS2442VG**	258	**SS2442S** •	537
	48˝	1219	24	10.9	1.2	**SS2448G** •	239	**SS2448V**	262	**SS2448VG**	262	**SS2448S** •	537
	54˝	1372	27	12.3	1.5	**SS2454G**	256	**SS2454V**	285	**SS2454VG**	285	**SS2454S**	602
	60˝	1524	31	14.1	1.5	**SS2460G** •	262	**SS2460V**	295	**SS2460VG**	295	**SS2460S** •	631

Solid Shelf Joining Clamp

see spec sheet **EG01.03D**



model #	list per pair
A203078	34

Note: Two required per shelf.

FEATURES:

- Clamp and two additional posts create various shelving add-on configurations.
- Joins shelves end-to-end, back-to-back, or at right angles.

(•) MTS *(made to stock)* / ( ) MTO *(made to order)*

Posts (NSF)

see spec sheets **EG01.00** **EG01.01** **EG01.11A** **EG01.14**



Posts are numbered on vertical 1˝ (25mm) increments to help ensure fast and level assembly.

FEATURES:

- Height includes leveling bolt and cap.
- EAGLEbrite® posts feature air-dry lacquer and can be used for walk-in coolers.

Notes: For special length post, apply price at next higher length plus a cutting charge of **$14.00 list per post.**

See page 9 for appropriate stem casters.

(•) MTS *(made to stock)* / ( ) MTO *(made to order)*

For Stationary Applications

height		cu	weight		EAGLEbrite®		chrome		Valu-Gard®		VALU-MASTER®		EAGLEgard®		stainless steel	
in.	mm	ft	lb.	kg	model #	list	model #	list	model #	list	model #	list	model #	list	model #	list
7˝	178	0.1	1.0	0.5	**P7-Z** •	15	**P7-C**	17	**P7-VG**	18	**P7-V**	18	**P7-E** •	20	**P7-S**	41
14˝	356	0.1	1.0	0.5	**P14-Z** •	18	**P14-C** •	19	**P14-VG**	20	**P14-V**	20	**P14-E** •	22	**P14-S**	43
18˝	457	0.1	1.5	0.7	**P18-Z** •	20	**P18-C** •	22	**P18-VG**	23	**P18-V**	23	**P18-E**	30	**P18-S** •	61
33˝	838	0.1	2.0	0.9	**P33-Z** •	22	**P33-C** •	23	**P33-VG** •	25	**P33-V** •	25	**P33-E** •	31	**P33-S** •	71
54˝	1372	0.1	3.0	1.4	**P54-Z** •	28	**P54-C** •	30	**P54-VG** •	31	**P54-V** •	31	**P54-E** •	33	**P54-S** •	81
63˝	1600	0.3	3.5	1.8	**P63-Z** •	30	**P63-C** •	31	**P63-VG** •	33	**P63-V** •	33	**P63-E** •	38	**P63-S** •	88
74˝	1880	0.5	4.0	1.8	**P74-Z** •	31	**P74-C** •	35	**P74-VG** •	37	**P74-V** •	37	**P74-E** •	41	**P74-S** •	100
86˝	2184	0.8	5.0	2.3	**P86-Z** •	39	**P86-C** •	42	**P86-VG** •	43	**P86-V** •	43	**P86-E** •	47	**P86-S** •	114
96˝	2438	0.9	6.0	2.7	n/a		**P96-C** •*	48	n/a		n/a		n/a		**P96-S** •*	128

* 96˝ (*2438mm*) posts are NOT to be used on units less than 24˝ *(610mm)* front-to-back. Recommend using in conjunction with foot plates to affix to floor, and with post clamps where applicable.

For Mobile Applications

height		cu	weight		EAGLEbrite®		chrome		Valu-Gard®		VALU-MASTER®		EAGLEgard®		stainless steel	
in.	mm	ft	lb.	kg	model #	list	model #	list	model #	list	model #	list	model #	list	model #	list
7˝	178	0.1	1.0	0.5	**CP7-Z**	15	**CP7-C**	17	**CP7-VG**	18	**CP7-V**	18	**CP7-E**	20	**CP7-S**	41
14˝	356	0.1	1.0	0.5	**CP14-Z**	18	**CP14-C**	19	**CP14-VG**	20	**CP14-V**	20	**CP14-E**	22	**CP14-S**	43
18˝	457	0.1	1.5	0.7	**CP18-Z**	20	**CP18-C**	22	**CP18-VG**	23	**CP18-V**	23	**CP18-E**	30	**CP18-S**	61
33˝	838	0.1	2.0	0.9	**CP33-Z**•	22	**CP33-C**•	23	**CP33-VG**•	25	**CP33-V**	25	**CP33-E**	31	**CP33-S** •	71
54˝	1372	0.1	3.0	1.4	**CP54-Z**•	28	**CP54-C**•	30	**CP54-VG**	31	**CP54-V**	31	**CP54-E**	33	**CP54-S**	81
63˝	1600	0.3	3.5	1.8	**CP63-Z**•	30	**CP63-C**•	31	**CP63-VG**•	33	**CP63-V**•	33	**CP63-E**•	38	**CP63-S** •	88
74˝	1880	0.5	4.0	1.8	**CP74-Z**•	31	**CP74-C**•	35	**CP74-VG**•	37	**CP74-V**•	37	**CP74-E**•	41	**CP74-S** •	100
86˝	2184	0.8	5.0	2.3	**CP86-Z**•	39	**CP86-C**•	42	**CP86-VG**•	43	**CP86-V**	43	**CP86-E**•	47	**CP86-S**	114

Cantilever Shelves

see spec sheet **EG01.03E**



FEATURES:

- 1˝ *(25mm)* wraparound ledge.
- 12˝ *(305mm)* wide shelves.
- 75 lb. *(34 kg)* - evenly distributed static load.

NOTE: When ordering back posts, confirm with customer service, the correct post height to accommodate these shelves.

(•) MTS *(made to stock)* / ( ) MTO *(made to order)*

length		weight		cubic	chrome		stainless steel	
in.	mm	lb.	kg	feet	model #	list	model #	list
24˝	610	5	2.3	0.5	**CS1224-C**	81	**CS1224-S**	254
30˝	762	5	2.3	0.8	**CS1230-C**	85	**CS1230-S**	275
36˝	914	6	2.7	0.8	**CS1236-C**	87	**CS1236-S**	287
42˝	1067	7	3.2	0.9	**CS1242-C**	98	**CS1242-S**	304
48˝	1219	8	3.6	1.0	**CS1248-C**•	101	**CS1248-S**	319
54˝	1372	9	4.1	1.1	**CS1254-C**	109	**CS1254-S**	340
60˝	1524	10	4.5	1.3	**CS1260-C**•	117	**CS1260-S**	374

Ideal for adding extra storage above an existing shelving unit. Packaged two per box.

100 Industrial Boulevard, Clayton, DE 19938-8903 U.S.A.
Phone: 302-653-3000. Fax: 302-653-2065
http://www.eaglemhc.com

EAGLE MHC Division
Material Handling, Healthcare & Cleanroom Equipment

Stem Casters NSF

see spec sheet **EG01.05A**

Note: Decorative stem casters also available *(see page 61)*.
Conductive stem casters available *(see page 176)*.
These casters cannot be used with Master Trak®.

Add mobility to your stationary unit.

FEATURES:
- Use with posts.
- Donut bumpers.
- Swivel casters have a temperature rating of -15˚F.

(•) MTS *(made to stock)* / ( ) MTO *(made to order)*

Cart-Washable Casters

- Features stainless steel boot, swivel stem, sealed precision bearings, and polyurethane wheels.

type	capacity lbs.	capacity kg	wheel diameter in.	wheel diameter mm	wheel face in.	wheel face mm	weight lbs.	weight kg	cubic feet	model #	list
swivel	300	136.1	5˝	127	1¼˝	32	2.0	0.9	0.1	**CSS5WPS-300**	176
w/brake	300	136.1	5˝	127	1¼˝	32	2.0	0.9	0.1	**CSB5WPS-300**	191





resilient



resilient step-pedal brake caster

Resilient

type	wheel diameter in.	wheel diameter mm	wheel face in.	wheel face mm	weight lbs.	weight kg	cu ft	zinc capacity lbs.	zinc capacity kg	zinc model #	zinc list	stainless steel capacity lbs.	stainless steel capacity kg	stainless steel model #	stainless steel list
swivel	4˝	102	1˝	25	1.1	0.5	0.1	125	56.7	**CSS4-125** •	30	-		-	
swivel	5˝	127	1˝	25	2.0	0.9	0.1	125	56.7	**CSS5-125** •	33	-		-	
swivel	5˝	127	1¼˝	32	2.5	1.2	0.1	300	136.1	**CSS5-300** •	38	200	90.7	**CSS5S-200**	182
w/brake	5˝	127	1¼˝	32	2.8	1.3	0.1	300	136.1	**CSB5-300** •	44	200	90.7	**CSB5S-200**	200
w/step-pedal brake	5˝	127	1¼˝	32	2.8	1.3	0.1	300	136.1	**CSPB5-300**	65	-		-	
rigid ▼	5˝	127	1¼˝	32	3.5	1.6	0.1	300	136.1	**CSR5-300** •	42	200	90.7	**CSR5S-200**	176

Polyurethane

type	capacity lbs.	capacity kg	wheel diameter in.	wheel diameter mm	wheel face in.	wheel face mm	weight lbs.	weight kg	cu ft	nickel plated model #	nickel plated list	stainless steel model #	stainless steel list
swivel	300	136.1	5˝	127	1¼˝	32	2.5	1.2	0.1	**CSS5P-300** •	61	**CSS5PS-300** •	190
w/brake	300	136.1	5˝	127	1¼˝	32	2.8	1.3	0.1	**CSB5P-300** •	68	**CSB5PS-300** •	176
w/step-pedal brake	300	136.1	5˝	127	1¼˝	32	2.8	1.3	0.1	**CSPB5P-300**	73	-	
rigid ▼	300	136.1	5˝	127	1¼˝	32	3.5	1.6	0.1	**CSR5P-300** •	68	**CSR5PS-300**	176



(nickel plated) swivel stem caster with polyurethane tread

Cart Washable Polymer Casters

- Corrosion-resistant stainless steel axle, stainless steel stem, polymer horn, and 5˝ *(127mm)*-diameter polyurethane wheel.

type	type of bearing	capacity lbs.	capacity kg	wheel diameter in.	wheel diameter mm	wheel face in.	wheel face mm	weight lbs.	weight kg	cu ft	model #	list
swivel	delrin	250	113.4	5˝	127	1¼˝	32	2.0	0.9	0.1	**CPSS5-250** •	99
w/brake	delrin	250	113.4	5˝	127	1¼˝	32	2.0	0.9	0.1	**CPSB5-250** •	122



▼ Channel Frames for Rigid Stem Casters

Please note: Shelf width must be known when ordering rigid stem casters in order to ship appropriate channel frame to lock rigid casters.

shelf width in.	shelf width mm	weight lbs.	weight kg	cubic feet	model #	list
14˝	356	1.5	0.7	0.1	**A201706**	20
18˝	457	2.0	0.9	0.1	**A201007**	26
21˝	533	2.5	1.1	0.1	**A201008**	33
24˝	610	2.8	1.3	0.1	**A201009**	33
30˝	762	3.5	1.6	0.1	**A204795**	37
36˝	914	4.0	1.8	0.1	**A207562**	38



channel frame for rigid stem casters

Replacement Donut Bumpers for Stem Casters

description	model #	list
3½˝ *(89mm)* diameter	**A200019** •	8
5˝ *(127mm)* diameter, with swivel center	**A213261** •	18



donut bumper

Plate Casters (NSF)

see spec sheet **EG01.05B**

(•) MTS *(made to stock)* / ( ) MTO *(made to order)*

Cart Washable Polymer - Polyurethane tread.



type	capacity lbs.	capacity kg	wheel diameter in.	wheel diameter mm	wheel face in.	wheel face mm	weight lbs.	weight kg	model #	list
swivel	250	90.7	5″	127	1¼″	32	2.8	1.3	**PCPS5-250**	76
lock	250	90.7	5″	127	1¼″	32	2.8	1.3	**PCPL5-250**	96

Resilient



type	capacity lbs.	capacity kg	wheel diameter in.	wheel diameter mm	wheel face in.	wheel face mm	weight lbs.	weight kg	cu ft	EAGLEbrite® zinc model #	list
swivel	200	90.7	5″	127	1⅛″	29	2.8	1.3	0.5	**CPS5-200**	48
brake	200	90.7	5″	127	1⅛″	29	2.8	1.3	0.5	**CPB5-200**	55
rigid	200	90.7	5″	127	1⅛″	29	2.8	1.3	0.5	**CPR5-200**	55
swivel	250	90.7	5″	127	1¼″	32	3.0	1.4	0.5	**CPS5-250** •	62
brake	250	90.7	5″	127	1¼″	32	3.0	1.4	0.5	**CPB5-250**	67
rigid	250	90.7	5″	127	1¼″	32	3.0	1.4	0.5	**CPR5-250**	67
swivel	500	226.8	6″	152	2″	51	9.0	4.1	0.5	**CPS6-500**	94
brake	500	226.8	6″	152	2″	51	9.0	4.1	0.5	**CPB6-500**	104
rigid	500	226.8	6″	152	2″	51	9.0	4.1	0.5	**CPR6-500**	94

Polyurethane



with brake

type	capacity lbs.	capacity kg	wheel diameter in.	wheel diameter mm	wheel face in.	wheel face mm	weight lbs.	weight kg	cu ft	EAGLEbrite® zinc model #	list
swivel	300	136.1	5″	127	1¼″	32	3.0	1.4	0.5	**CPS5P-300** •	55
brake	300	136.1	5″	127	1¼″	32	3.0	1.4	0.5	**CPB5P-300** •	60
rigid	300	136.1	5″	127	1¼″	32	3.0	1.4	0.5	**CPR5P-300**	56
swivel	500	226.8	5″	127	2″	51	8.0	3.6	0.5	**CPS5P-500** •	109
brake	500	226.8	5″	127	2″	51	8.0	3.6	0.5	**CPB5P-500** •	126
rigid	500	226.8	5″	127	2″	51	8.0	3.6	0.5	**CPR5P-500**	126
swivel	600	272.1	6″	152	2″	51	9.0	4.1	0.5	**CPS6P-600** •	122
brake	600	272.1	6″	152	2″	51	9.0	4.1	0.5	**CPB6P-600** •	137
rigid	600	272.1	6″	152	2″	51	9.0	4.1	0.5	**CPR6P-600**	137
swivel	700	317.5	8″	203	2″	51	10.5	4.8	1.0	**CPS8P-700**	137
brake	700	317.5	8″	203	2″	51	10.5	4.8	1.0	**CPB8P-700**	154
rigid	700	317.5	8″	203	2″	51	10.5	4.8	1.0	**CPR8P-700**	154

Swivel/Lock Casters - Polyurethane tread.



type	capacity lbs.	capacity kg	wheel diameter in.	wheel diameter mm	wheel face in.	wheel face mm	weight lbs.	weight kg	cu ft	EAGLEbrite® zinc model #	list
swivel/lock	800	362.9	6″	152	2″	51	9.0	4.1	1.0	**CPL6Z-800**	228
swivel	800	362.9	6″	152	2″	51	9.0	4.1	1.0	**CPS6Z-800**	95
rigid	800	362.9	6″	152	2″	51	9.0	4.1	1.0	**CPR6Z-800**	88
brake	800	362.9	6″	152	2″	51	9.0	4.1	1.0	**CPB6Z-800**	113
swivel/lock	900	408.2	8″	203	2″	51	10.0	4.8	1.0	**CPL8Z-900**	235
swivel	900	408.2	8″	203	2″	51	10.0	4.8	1.0	**CPS8Z-900**	106
rigid	900	408.2	8″	203	2″	51	10.0	4.8	1.0	**CPR8Z-900**	98
brake	900	408.2	8″	203	2″	51	10.0	4.8	1.0	**CPB8Z-900**	124

Stainless Steel Pressure Washable Casters - Polyurethane tread.



with brake

type	capacity lbs.	capacity kg	wheel diameter in.	wheel diameter mm	wheel face in.	wheel face mm	weight lbs.	weight kg	cu ft	stainless steel model #	list
swivel	300	136.1	5″	127	1¼″	32	3.0	1.4	0.5	**CPS5S-300**	168
brake	300	136.1	5″	127	1¼″	32	3.0	1.4	0.5	**CPB5S-300**	183

100 Industrial Boulevard, Clayton, DE 19938-8903 U.S.A.
Phone: 302-653-3000. Fax: 302-653-2065
http://www.eaglemhc.com

EAGLE MHC Division
Material Handling, Healthcare & Cleanroom Equipment

Quad-Adjust® Wire Shelving NSF

see spec sheet **EG01.14**



Quad-Adjust® shelves assembled with posts (see page 8 for posts)

PATENTED! (patent #7,992,731)



Each shelf corner fits in collar mounted to split sleeve

patented QuadTruss design

(Patent #5,390,803)

Patented QuadTruss® Design

makes shelves up to 25% stronger and provides a retaining ledge for increased strength and product retention.

FEATURES:

- Shelves feature special interlocking corners that fit in collars mounted to split sleeves, allowing addition or removal of a shelf without the need to disassemble the entire shelf unit.
- Tapered split sleeves create a positive lock that becomes stronger as the load increases.
- Posts *(page 8)* are numbered in increments of 1″ *(25mm)* to ensure fast and level assembly.
- Leveling feet are provided to help compensate for uneven floor surfaces.
- Shelves utilize patented QuadTruss® design: the mat wires are sandwiched between two top truss wires, adding significant strength and distributing the entire load without stress and strain on the welds.

Note: To create a mobile shelf unit, top and bottom shelves must be standard shelves *(page 6)*.

Weight capacities and packaging are the same as that of Wire Shelves (page 6).

(•) MTS *(made to stock)* / ( ) MTO *(made to order)*

HOW TO ASSEMBLE:



Snap split sleeves onto post over number of your choice.



Attach Quad-Adjust® collar onto split sleeves.



Slide shelf into slots in collar to complete.

Quad-Adjust® Shelves

	length		weight		cu	EAGLEbrite®		chrome		VALU-MASTER®		Valu-Gard®		EAGLEgard®		stainless steel	
	in.	mm	lb.	kg	ft	model #	list	model #	list	model #	list	model #	list	model #	list	model #	list
14″ width *(356mm)*	24″	610	6	2.7	0.5	**QA1424Z**	113	**QA1424C**	124	**QA1424V**	120	**QA1424VG**	120	**QA1424E**	137	**QA1424S**	354
	30″	762	7	3.2	0.5	**QA1430Z**	120	**QA1430C**	128	**QA1430V**	126	**QA1430VG**	126	**QA1430E**	141	**QA1430S**	359
	36″	914	8	3.6	0.5	**QA1436Z**	123	**QA1436C**	131	**QA1436V**	133	**QA1436VG**	133	**QA1436E**	146	**QA1436S**	360
	42″	1067	9	4.1	0.7	**QA1442Z**	131	**QA1442C**	144	**QA1442V**	151	**QA1442VG**	151	**QA1442E**	159	**QA1442S**	430
	48″	1219	10	4.6	0.7	**QA1448Z**	137	**QA1448C**	148	**QA1448V**	154	**QA1448VG**	154	**QA1448E**	167	**QA1448S**	431
	54″	1372	12	5.5	0.9	**QA1454Z**	146	**QA1454C**	154	**QA1454V**	156	**QA1454VG**	156	**QA1454E**	175	**QA1454S**	528
	60″	1524	14	6.4	0.9	**QA1460Z**	154	**QA1460C**	159	**QA1460V**	175	**QA1460VG**	175	**QA1460E**	181	**QA1460S**	540
	72″	1829	17	7.7	1.1	**QA1472Z**	173	**QA1472C**	181	**QA1472V**	185	**QA1472VG**	185	**QA1472E**	200	**QA1472S**	604
18″ width *(457mm)*	24″	610	7	3.2	0.7	**QA1824Z**	130	**QA1824C**	131	**QA1824V**	130	**QA1824VG**	130	**QA1824E**	154	**QA1824S**	426
	30″	762	8	3.6	0.7	**QA1830Z**	132	**QA1830C**	135	**QA1830V**	143	**QA1830VG**	143	**QA1830E**	155	**QA1830S**	430
	36″	914	9	4.1	0.7	**QA1836Z**	137	**QA1836C** •	138	**QA1836V** •	152	**QA1836VG** •	152	**QA1836E** •	158	**QA1836S**	433
	42″	1067	11	5.0	0.9	**QA1842Z**	148	**QA1842C**	154	**QA1842V**	160	**QA1842VG**	160	**QA1842E**	181	**QA1842S**	504
	48″	1219	12	5.5	0.9	**QA1848Z**	154	**QA1848C**	156	**QA1848V** •	175	**QA1848VG** •	175	**QA1848E** •	185	**QA1848S**	512
	54″	1372	15	6.8	1.2	**QA1854Z**	167	**QA1854C**	175	**QA1854V**	185	**QA1854VG**	185	**QA1854E**	203	**QA1854S**	632
	60″	1524	17	7.7	1.2	**QA1860Z**	173	**QA1860C**	178	**QA1860V** •	194	**QA1860VG** •	194	**QA1860E** •	212	**QA1860S**	640
	72″	1829	20	9.1	1.3	**QA1872Z**	194	**QA1872C**	201	**QA1872V**	225	**QA1872VG**	225	**QA1872E**	234	**QA1872S**	752
21″ width *(533mm)*	24″	610	8	3.6	0.8	**QA2124Z**	138	**QA2124C**	148	**QA2124V**	141	**QA2124VG**	141	**QA2124E**	167	**QA2124S**	483
	30″	762	9	4.1	0.8	**QA2130Z**	141	**QA2130C**	154	**QA2130V**	154	**QA2130VG**	154	**QA2130E**	173	**QA2130S**	492
	36″	914	11	5.0	0.8	**QA2136Z**	146	**QA2136C**	155	**QA2136V**	167	**QA2136VG**	167	**QA2136E**	176	**QA2136S**	496
	42″	1067	12	5.5	1.1	**QA2142Z**	156	**QA2142C**	168	**QA2142V**	178	**QA2142VG**	178	**QA2142E**	194	**QA2142S**	561
	48″	1219	14	6.4	1.1	**QA2148Z**	159	**QA2148C**	175	**QA2148V**	185	**QA2148VG**	185	**QA2148E**	196	**QA2148S**	565
	54″	1372	16	7.3	1.3	**QA2154Z**	185	**QA2154C**	191	**QA2154V**	199	**QA2154VG**	199	**QA2154E**	220	**QA2154S**	732
	60″	1524	18	8.2	1.3	**QA2160Z**	186	**QA2160C**	195	**QA2160V**	201	**QA2160VG**	201	**QA2160E**	227	**QA2160S**	737
	72″	1829	24	10.9	1.4	**QA2172Z**	219	**QA2172C**	228	**QA2172V**	244	**QA2172VG**	244	**QA2172E**	267	**QA2172S**	866
24″ width *(610mm)*	24″	610	9	4.1	0.8	**QA2424Z**	146	**QA2424C**	154	**QA2424V**	155	**QA2424VG**	155	**QA2424E**	180	**QA2424S**	523
	30″	762	11	5.0	0.8	**QA2430Z**	151	**QA2430C**	156	**QA2430V**	167	**QA2430VG**	167	**QA2430E**	182	**QA2430S**	525
	36″	914	13	5.9	0.8	**QA2436Z**	154	**QA2436C**	159	**QA2436V** •	176	**QA2436VG** •	176	**QA2436E** •	186	**QA2436S**	531
	42″	1067	15	6.8	1.2	**QA2442Z**	173	**QA2442C**	182	**QA2442V**	189	**QA2442VG**	189	**QA2442E**	214	**QA2442S**	629
	48″	1219	16	7.3	1.2	**QA2448Z**	176	**QA2448C** •	186	**QA2448V** •	202	**QA2448VG** •	202	**QA2448E** •	219	**QA2448S**	631
	54″	1372	19	8.6	1.5	**QA2454Z**	200	**QA2454C**	211	**QA2454V**	222	**QA2454VG**	222	**QA2454E**	245	**QA2454S**	762
	60″	1524	21	9.5	1.5	**QA2460Z**	202	**QA2460C**	213	**QA2460V** •	234	**QA2460VG** •	234	**QA2460E** •	251	**QA2460S**	768
	72″	1829	26	11.8	1.6	**QA2472Z**	230	**QA2472C**	244	**QA2472V**	272	**QA2472VG**	272	**QA2472E**	286	**QA2472S**	947

Note: MICROGARD® antimicrobial protection standard on all EAGLEgard® shelving.

Quad-Adjust® Wire Shelving (continued) NSF

see spec sheet **EG01.14**

(•) MTS *(made to stock)* / ( ) MTO *(made to order)*

Quad-Adjust® Reverse Mat Shelves

Built-in ledges prevent shelf contents from falling off.

	length		weight		cu	EAGLEbrite®		chrome		VALU-MASTER®		Valu-Gard®		EAGLEgard®		stainless steel	
	in.	mm	lb.	kg	ft	model #	list	model #	list	model #	list	model #	list	model #	list	model #	list
14″ (356mm)	24″	610	6	2.7	0.5	QAR1424Z	123	QAR1424C	131	QAR1424V	127	QAR1424VG	127	QAR1424E	146	QAR1424S	375
	36″	914	8	3.6	0.5	QAR1436Z	130	QAR1436C	139	QAR1436V	143	QAR1436VG	143	QAR1436E	155	QAR1436S	382
	48″	1219	10	4.6	0.7	QAR1448Z	139	QAR1448C	156	QAR1448V	160	QAR1448VG	160	QAR1448E	180	QAR1448S	459
18″ (457mm)	24″	610	7	3.2	0.7	QAR1824Z	137	QAR1824C	138	QAR1824V	141	QAR1824VG	141	QAR1824E	160	QAR1824S	453
	36″	914	9	4.1	0.7	QAR1836Z	146	QAR1836C	148	QAR1836V	158	QAR1836VG	158	QAR1836E	168	QAR1836S	463
	48″	1219	12	5.5	0.9	QAR1848Z	160	QAR1848C	166	QAR1848V	184	QAR1848VG	184	QAR1848E	196	QAR1848S	543
21″ (533mm)	24″	610	8	3.6	0.7	QAR2124Z	143	QAR2124C	144	QAR2124V	152	QAR2124VG	152	QAR2124E	171	QAR2124S	467
	36″	914	11	5.0	0.8	QAR2136Z	155	QAR2136C	165	QAR2136V	180	QAR2136VG	180	QAR2136E	185	QAR2136S	524
	48″	1219	14	6.4	1.1	QAR2148Z	173	QAR2148C	184	QAR2148V	196	QAR2148VG	196	QAR2148E	211	QAR2148S	602
24″ (610mm)	24″	610	9	4.1	0.8	QAR2424Z	156	QAR2424C	160	QAR2424V	163	QAR2424VG	163	QAR2424E	190	QAR2424S	557
	36″	914	13	5.9	0.8	QAR2436Z	163	QAR2436C	173	QAR2436V	185	QAR2436VG	185	QAR2436E	197	QAR2436S	565
	48″	1219	16	7.3	1.2	QAR2448Z	185	QAR2448C	197	QAR2448V	218	QAR2448VG	218	QAR2448E	232	QAR2448S	670

Note: MICROGARD® antimicrobial protection standard on all EAGLEgard® shelving.

Quad-Adjust® 4-Tier Starter Units — Convenient easy-to-order starter unit kits.

see product announcement **EG8115M**

patented QuadTruss design

(Patent #5,390,803)

Consists of (2) standard wire shelves, (2) Quad-Adjust® shelves (patent #7,992,731), and (4) 74″ *(1880mm)* posts.

	length		weight		cu	EAGLEbrite®		chrome		VALU-MASTER®		Valu-Gard®		EAGLEgard®		stainless steel	
	in.	mm	lb.	kg	ft	model #	list	model #	list	model #	list	model #	list	model #	list	model #	list
18″ width (457mm)	36″	914	65	40	2.7	F2QA2-74-1836Z	571	F2QA2-74-1836C •	585	F2QA2-74-1836V •	633	F2QA2-74-1836VG •	633	F2QA2-74-1836E •	674	F2QA2-74-1836S	1917
	48″	1219	78	36	3.6	F2QA2-74-1848Z	629	F2QA2-74-1848C	654	F2QA2-74-1848V •	717	F2QA2-74-1848VG •	717	F2QA2-74-1848E •	771	F2QA2-74-1848S	2198
	60″	1524	102	46	4.3	F2QA2-74-1860Z	700	F2QA2-74-1860C	738	F2QA2-74-1860V •	800	F2QA2-74-1860VG •	800	F2QA2-74-1860E •	873	F2QA2-74-1860S	2669
	72″	1819	117	53	5.1	F2QA2-74-1872Z	783	F2QA2-74-1872C	830	F2QA2-74-1872V	908	F2QA2-74-1872VG	908	F2QA2-74-1872E	967	F2QA2-74-1872S	3077
24″ width (610mm)	36″	914	81	37	3.6	F2QA2-74-2436Z	633	F2QA2-74-2436C	670	F2QA2-74-2436V •	723	F2QA2-74-2436VG •	723	F2QA2-74-2436E •	775	F2QA2-74-2436S	2271
	48″	1219	98	45	4.6	F2QA2-74-2448Z	719	F2QA2-74-2448C •	767	F2QA2-74-2448V •	834	F2QA2-74-2448VG •	834	F2QA2-74-2448E •	900	F2QA2-74-2448S	2642
	60″	1524	122	55	5.7	F2QA2-74-2460Z	827	F2QA2-74-2460C	869	F2QA2-74-2460V •	946	F2QA2-74-2460VG •	946	F2QA2-74-2460E •	1018	F2QA2-74-2460S	3131
	72″	1819	149	68	6.9	F2QA2-74-2472Z	918	F2QA2-74-2472C	989	F2QA2-74-2472V	1074	F2QA2-74-2472VG	1074	F2QA2-74-2472E	1156	F2QA2-74-2472S	3787

Note: MICROGARD® antimicrobial protection standard on all EAGLEgard® shelving.



100 Industrial Boulevard, Clayton, DE 19938-8903 U.S.A.
Phone: 302-653-3000. Fax: 302-653-2065
http://www.eaglemhc.com

EAGLE MHC Division
Material Handling, Healthcare & Cleanroom Equipment

QuadPLUS® Polymer Shelf Mats… NSF

see spec sheets **EG01.47A** **EG01.47B**



FEATURES

- Blue* polymer louvered or solid shelf mats.
- MICROGARD® antimicrobial protection standard on mats.
- Easy assembly—no tools required!

Note: Packaging is the same as that of Wire Shelves *(page 6)*.

WEIGHT CAPACITIES:

- Shelves up to 48″ *(1219mm)*: 800 lb. *(363 kg)*.
- 54″-72″ *(1372-1829mm)* shelves: 600 lb. *(272 kg)* - evenly distributed static load.

Note: Shelving units should not exceed 2400 lbs. *(1089 kg)* per set of four posts.

…with Standard Wire Truss Frame…

	length		weight		cu	…with Louvered Mats				…with Solid Mats			
						w/chrome finish*		w/Valu-Master® finish*		w/chrome finish*		w/Valu-Master® finish*	
	in.	mm	lb.	kg	ft	model #	list	model #	list	model #	list	model #	list
18″ width *(457mm)*	24″	610	7	3.2	0.7	QPF-1824C-BL	115	QPF-1824V-BL	122	QPF-1824C-BS	122	QPF-1824V-BS	128
	30″	762	8	3.6	0.7	QPF-1830C-BL	122	QPF-1830V-BL	128	QPF-1830C-BS	128	QPF-1830V-BS	134
	36″	914	10	4.5	0.7	QPF-1836C-BL	122	QPF-1836V-BL	128	QPF-1836C-BS	128	QPF-1836V-BS	134
	42″	1067	11	5.0	0.9	QPF-1842C-BL	146	QPF-1842V-BL	154	QPF-1842C-BS	155	QPF-1842V-BS	162
	48″	1219	12	5.4	0.9	QPF-1848C-BL	146	QPF-1848V-BL	154	QPF-1848C-BS	155	QPF-1848V-BS	162
	54″	1372	15	6.8	1.2	QPF-1854C-BL	173	QPF-1854V-BL	182	QPF-1854C-BS	182	QPF-1854V-BS	191
	60″	1524	17	7.7	1.2	QPF-1860C-BL	173	QPF-1860V-BL	182	QPF-1860C-BS	182	QPF-1860V-BS	191
	72″	1829	20	9.0	1.3	QPF-1872C-BL	197	QPF-1872V-BL	208	QPF-1872C-BS	208	QPF-1872V-BS	218
21″ width *(533mm)*	24″	610	8	3.6	0.7	QPF-2124C-BL	131	QPF-2124V-BL	137	QPF-2124C-BS	137	QPF-2124V-BS	144
	30″	762	9	4.1	0.7	QPF-2130C-BL	134	QPF-2130V-BL	141	QPF-2130C-BS	141	QPF-2130V-BS	151
	36″	914	11	5.0	0.8	QPF-2136C-BL	134	QPF-2136V-BL	141	QPF-2136C-BS	141	QPF-2136V-BS	151
	42″	1067	13	5.9	1.1	QPF-2142C-BL	158	QPF-2142V-BL	166	QPF-2142C-BS	166	QPF-2142V-BS	176
	48″	1219	14	6.4	1.1	QPF-2148C-BL	158	QPF-2148V-BL	166	QPF-2148C-BS	166	QPF-2148V-BS	176
	54″	1372	16	7.3	1.3	QPF-2154C-BL	186	QPF-2154V-BL	196	QPF-2154C-BS	197	QPF-2154V-BS	208
	60″	1524	18	8.2	1.3	QPF-2160C-BL	186	QPF-2160V-BL	196	QPF-2160C-BS	197	QPF-2160V-BS	208
	72″	1829	23	10.4	1.4	QPF-2172C-BL	227	QPF-2172V-BL	240	QPF-2172C-BS	241	QPF-2172V-BS	254
24″ width *(610mm)*	24″	610	10	4.5	0.8	QPF-2424C-BL	144	QPF-2424V-BL	153	QPF-2424C-BS	154	QPF-2424V-BS	160
	30″	762	11	5.0	0.8	QPF-2430C-BL	146	QPF-2430V-BL	155	QPF-2430C-BS	156	QPF-2430V-BS	163
	36″	914	13	5.9	0.8	QPF-2436C-BL	146	QPF-2436V-BL	155	QPF-2436C-BS	156	QPF-2436V-BS	163
	42″	1067	15	6.8	1.2	QPF-2442C-BL	180	QPF-2442V-BL	189	QPF-2442C-BS	187	QPF-2442V-BS	197
	48″	1219	16	7.3	1.2	QPF-2448C-BL	180	QPF-2448V-BL	189	QPF-2448C-BS	187	QPF-2448V-BS	197
	54″	1372	19	8.6	1.5	QPF-2454C-BL	213	QPF-2454V-BL	223	QPF-2454C-BS	223	QPF-2454V-BS	234
	60″	1524	21	9.5	1.5	QPF-2460C-BL	213	QPF-2460V-BL	223	QPF-2460C-BS	223	QPF-2460V-BS	234
	72″	1829	25	11.3	1.6	QPF-2472C-BL	249	QPF-2472V-BL	261	QPF-2472C-BS	261	QPF-2472V-BS	275

…with Quad-Adjust® Truss Frame…

	length		weight		cu	…with Louvered Mats				…with Solid Mats			
						w/chrome finish*		w/Valu-Master® finish*		w/chrome finish*		w/Valu-Master® finish*	
	in.	mm	lb.	kg	ft	model #	list	model #	list	model #	list	model #	list
18″ width *(457mm)*	24″	610	7	3.2	0.7	QPF-QA1824C-BL	135	QPF-QA1824V-BL	141	QPF-QA1824C-BS	141	QPF-QA1824V-BS	152
	30″	762	8	3.6	0.7	QPF-QA1830C-BL	141	QPF-QA1830V-BL	152	QPF-QA1830C-BS	152	QPF-QA1830V-BS	158
	36″	914	10	4.5	0.7	QPF-QA1836C-BL	141	QPF-QA1836V-BL	152	QPF-QA1836C-BS	152	QPF-QA1836V-BS	158
	42″	1067	11	5.0	0.9	QPF-QA1842C-BL	173	QPF-QA1842V-BL	180	QPF-QA1842C-BS	182	QPF-QA1842V-BS	191
	48″	1219	12	5.4	0.9	QPF-QA1848C-BL	173	QPF-QA1848V-BL	180	QPF-QA1848C-BS	182	QPF-QA1848V-BS	191
	54″	1372	15	6.8	1.2	QPF-QA1854C-BL	202	QPF-QA1854V-BL	214	QPF-QA1854C-BS	214	QPF-QA1854V-BS	225
	60″	1524	17	7.7	1.2	QPF-QA1860C-BL	202	QPF-QA1860V-BL	214	QPF-QA1860C-BS	214	QPF-QA1860V-BS	225
	72″	1829	20	9.0	1.3	QPF-QA1872C-BL	232	QPF-QA1872V-BL	243	QPF-QA1872C-BS	243	QPF-QA1872V-BS	257
21″ width *(533mm)*	24″	610	8	3.6	0.7	QPF-QA2124C-BL	155	QPF-QA2124V-BL	160	QPF-QA2124C-BS	160	QPF-QA2124V-BS	168
	30″	762	9	4.1	0.7	QPF-QA2130C-BL	158	QPF-QA2130V-BL	166	QPF-QA2130C-BS	166	QPF-QA2130V-BS	176
	36″	914	11	5.0	0.8	QPF-QA2136C-BL	158	QPF-QA2136V-BL	166	QPF-QA2136C-BS	166	QPF-QA2136V-BS	176
	42″	1067	13	5.9	1.1	QPF-QA2142C-BL	186	QPF-QA2142V-BL	196	QPF-QA2142C-BS	196	QPF-QA2142V-BS	206
	48″	1219	14	6.4	1.1	QPF-QA2148C-BL	186	QPF-QA2148V-BL	196	QPF-QA2148C-BS	196	QPF-QA2148V-BS	206
	54″	1372	16	7.3	1.3	QPF-QA2154C-BL	219	QPF-QA2154V-BL	231	QPF-QA2154C-BS	232	QPF-QA2154V-BS	243
	60″	1524	18	8.2	1.3	QPF-QA2160C-BL	219	QPF-QA2160V-BL	231	QPF-QA2160C-BS	232	QPF-QA2160V-BS	243
	72″	1829	23	10.4	1.4	QPF-QA2172C-BL	266	QPF-QA2172V-BL	281	QPF-QA2172C-BS	284	QPF-QA2172V-BS	297
24″ width *(610mm)*	24″	610	10	4.5	0.8	QPF-QA2424C-BL	168	QPF-QA2424V-BL	178	QPF-QA2424C-BS	180	QPF-QA2424V-BS	189
	30″	762	11	5.0	0.8	QPF-QA2430C-BL	173	QPF-QA2430V-BL	182	QPF-QA2430C-BS	184	QPF-QA2430V-BS	194
	36″	914	13	5.9	0.8	QPF-QA2436C-BL	173	QPF-QA2436V-BL	182	QPF-QA2436C-BS	184	QPF-QA2436V-BS	194
	42″	1067	15	6.8	1.2	QPF-QA2442C-BL	212	QPF-QA2442V-BL	222	QPF-QA2442C-BS	220	QPF-QA2442V-BS	232
	48″	1219	16	7.3	1.2	QPF-QA2448C-BL	212	QPF-QA2448V-BL	222	QPF-QA2448C-BS	220	QPF-QA2448V-BS	232
	54″	1372	19	8.6	1.5	QPF-QA2454C-BL	251	QPF-QA2454V-BL	262	QPF-QA2454C-BS	262	QPF-QA2454V-BS	276
	60″	1524	21	9.5	1.5	QPF-QA2460C-BL	251	QPF-QA2460V-BL	262	QPF-QA2460C-BS	262	QPF-QA2460V-BS	276
	72″	1829	25	11.3	1.6	QPF-QA2472C-BL	294	QPF-QA2472V-BL	309	QPF-QA2472C-BS	309	QPF-QA2472V-BS	323

*Available with green polymer mats and truss frames coated with EAGLEgard® green epoxy (w/MICROGARD®) or Valu-Gard® green epoxy finish. See spec sheets **EG01.47A** and **EG01.47B**.

QuadPLUS® Wire Baskets and Truss Frames

see product announcement **EG8155M**

These baskets are used in conjunction with specially-made truss frames. Once truss frame is assembled to posts, set basket inside frame. It's that easy!

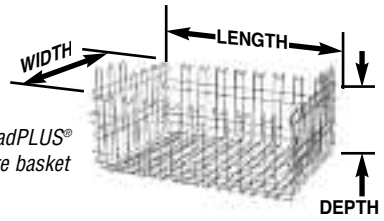

QuadPLUS® wire basket

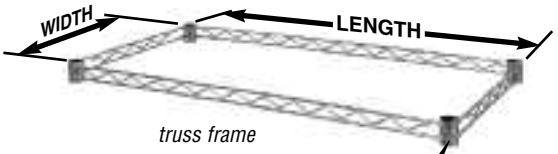

truss frame

Wire Baskets

	length in.	length mm	depth in.	depth mm	chrome finish model #	chrome finish list	Valu-Master® gray epoxy model #	Valu-Master® gray epoxy list
18″ width (457mm)	16″	406	6″	152	**QPB1816C-6**	265	**QPB1816V-6**	272
	16″	406	9″	229	**QPB1816C-9**	285	**QPB1816V-9**	291
	22″	559	6″	152	**QPB1822C-6**	295	**QPB1822V-6**	301
	22″	559	9″	229	**QPB1822C-9**	316	**QPB1822V-9**	322
24″ width (610mm)	16″	406	6″	152	**QPB2416C-6**	276	**QPB2416V-6**	281
	16″	406	9″	229	**QPB2416C-9**	296	**QPB2416V-9**	302
	22″	559	6″	152	**QPB2422C-6**	306	**QPB2422V-6**	314
	22″	559	9″	229	**QPB2422C-9**	325	**QPB2422V-9**	334

Truss Frames with Standard Corners

	length in.	length mm	chrome finish model #	chrome finish list	Valu-Master® gray epoxy model #	Valu-Master® gray epoxy list	Basket Capacity per Frame: quantity of 16″-long basket	Basket Capacity per Frame: quantity of 22″-long basket
18″ width (457mm)	24″	610	**QPAF-1824C**	82	**QPAF-1824V**	83		1
	30″	760	**QPAF-1830C**	84	**QPAF-1830V**	85		1
	36″	914	**QPAF-1836C**	86	**QPAF-1836V**	87		2
	42″	1060	**QPAF-1842C**	88	**QPAF-1842V**	90	1	1
	48″	1220	**QPAF-1848C**	91	**QPAF-1848V**	92		2
	54″	1372	**QPAF-1854C**	92	**QPAF-1854V**	94		2
	60″	1524	**QPAF-1860C**	95	**QPAF-1860V**	96	2	1
	72″	1829	**QPAF-1872C**	98	**QPAF-1872V**	100		3
24″ width (610mm)	24″	610	**QPAF-2424C**	92	**QPAF-2424V**	94		1
	30″	760	**QPAF-2430C**	96	**QPAF-2430V**	98		1
	36″	914	**QPAF-2436C**	99	**QPAF-2436V**	101		2
	42″	1060	**QPAF-2442C**	101	**QPAF-2442V**	104	1	1
	48″	1220	**QPAF-2448C**	108	**QPAF-2448V**	112		2
	54″	1372	**QPAF-2454C**	109	**QPAF-2454V**	113		2
	60″	1524	**QPAF-2460C**	109	**QPAF-2460V**	113	2	1
	72″	1829	**QPAF-2472C**	123	**QPAF-2472V**	126		3



standard truss frame corner

Truss Frames with Quad-Adjust® Corners

	length in.	length mm	chrome finish model #	chrome finish list	Valu-Master® gray epoxy model #	Valu-Master® gray epoxy list	Basket Capacity per Frame: quantity of 16″-long basket	Basket Capacity per Frame: quantity of 22″-long basket
18″ width (457mm)	24″	610	**QPAF-QA1824C**	171	**QPAF-QA1824V**	175		1
	30″	760	**QPAF-QA1830C**	173	**QPAF-QA1830V**	177		1
	36″	914	**QPAF-QA1836C**	173	**QPAF-QA1836V**	177	2	
	42″	1060	**QPAF-QA1842C**	176	**QPAF-QA1842V**	180	1	1
	48″	1220	**QPAF-QA1848C**	178	**QPAF-QA1848V**	182		2
	54″	1372	**QPAF-QA1854C**	184	**QPAF-QA1854V**	187		2
	60″	1524	**QPAF-QA1860C**	186	**QPAF-QA1860V**	190	2	1
	72″	1829	**QPAF-QA1872C**	187	**QPAF-QA1872V**	191		3
24″ width (610mm)	24″	610	**QPAF-QA2424C**	180	**QPAF-QA2424V**	184		1
	30″	760	**QPAF-QA2430C**	184	**QPAF-QA2430V**	187		1
	36″	914	**QPAF-QA2436C**	187	**QPAF-QA2436V**	191		2
	42″	1060	**QPAF-QA2442C**	191	**QPAF-QA2442V**	196	1	1
	48″	1220	**QPAF-QA2448C**	196	**QPAF-QA2448V**	199		2
	54″	1372	**QPAF-QA2454C**	199	**QPAF-QA2454V**	202		2
	60″	1524	**QPAF-QA2460C**	200	**QPAF-QA2460V**	203	2	1
	72″	1829	**QPAF-QA2472C**	210	**QPAF-QA2472V**	213		3



Quad-Adjust® truss frame corner (allows addition or removal of a shelf without having to disassemble the entire shelf unit)

100 Industrial Boulevard, Clayton, DE 19938-8903 U.S.A.
Phone: 302-653-3000. Fax: 302-653-2065
http://www.eaglemhc.com

EAGLE MHC Division
Material Handling, Healthcare & Cleanroom Equipment

QuadPLUS® 5-Tier Starter Units

see spec sheet **EG01.36M**

Convenient Easy-To-Order Starter Unit Kits

CONSISTS OF:

- One (1) Standard collar truss frame with louvered QuadPLUS® blue shelf mats.
- Three (3) Quad-Adjust® collar truss frames with louvered QuadPLUS® blue shelf mats.
- One (1) Standard collar truss frame with solid QuadPLUS® blue shelf mats.
- Four (4) 74″ *(1880mm)* posts. Mobile units feature 5″ *(127mm)* resilient swivel stem casters—two with brake.

Stationary Units

	length		with chrome finish		with Valu-Master® finish	
	in.	mm	model #	list	model #	list
18″ width *(457mm)*	36″	914	**QPSU1836C-B5-74**	974	**QPSU1836V-B5-74**	812
	48″	1219	**QPSU1848C-B5-74**	1119	**QPSU1848V-B5-74**	956
	60″	1524	**QPSU1860C-B5-74**	1267	**QPSU1860V-B5-74**	1103
21″ width *(533mm)*	36″	914	**QPSU2136C-B5-74**	1052	**QPSU2136V-B5-74**	888
	48″	1219	**QPSU2148C-B5-74**	1184	**QPSU2148V-B5-74**	1019
	60″	1524	**QPSU2160C-B5-74**	1341	**QPSU2160V-B5-74**	1177
24″ width *(610mm)*	36″	914	**QPSU2436C-B5-74**	1122	**QPSU2436V-B5-74**	958
	48″	1219	**QPSU2448C-B5-74**	1303	**QPSU2448V-B5-74**	1138
	60″	1524	**QPSU2460C-B5-74**	1486	**QPSU2460V-B5-74**	1322

Mobile Units

	length		with chrome finish		with Valu-Master® finish	
	in.	mm	model #	list	model #	list
18″ width *(457mm)*	36″	914	**QPMU1836C-B5-74**	1019	**QPMU1836V-B5-74**	857
	48″	1219	**QPMU1848C-B5-74**	1160	**QPMU1848V-B5-74**	996
	60″	1524	**QPMU1860C-B5-74**	1322	**QPMU1860V-B5-74**	1158
21″ width *(533mm)*	36″	914	**QPMU2136C-B5-74**	1096	**QPMU2136V-B5-74**	931
	48″	1219	**QPMU2148C-B5-74**	1234	**QPMU2148V-B5-74**	1071
	60″	1524	**QPMU2160C-B5-74**	1402	**QPMU2160V-B5-74**	1239
24″ width *(610mm)*	36″	914	**QPMU2436C-B5-74**	1171	**QPMU2436V-B5-74**	1009
	48″	1219	**QPMU2448C-B5-74**	1357	**QPMU2448V-B5-74**	1195
	60″	1524	**QPMU2460C-B5-74**	1553	**QPMU2460V-B5-74**	1389



QuadPLUS® Accessories

see product announcement **EG8165M**

See page 16 for more QuadPLUS® Accessories.



tray drying rack

Tray Drying Racks

Fits over existing QuadPlus® polymer shelving. Constructed of 6-gauge wire with chrome or Valu-Master® gray epoxy coating. Comes in widths of 18”, 21” and 24”. Lengths range from 24” long to 60”.

	length		…with 1-1/2″ (38mm) Spacing				…with 3″ (76mm) Spacing			
			with Valu-Master®		with stainless finish		with Valu-Master®		with stainless finish	
	in.	mm	model #	list	model #	list	model #	list	model #	list
24″ width *(610mm)*	36″	914	**QTR24361-V**	272	**QTR24361-S**	295	**QTR24363-V**	266	**QTR24363-S**	289
	48″	1219	**QTR24481-V**	284	**QTR24481-S**	316	**QTR24483-V**	280	**QTR24483-S**	311
	60″	1524	**QTR24601-V**	302	**QTR24601-S**	341	**QTR24603-V**	297	**QTR24603-S**	337

QuadPLUS® Accessories

see product announcement **EG8165M**

Drop-In Drying Racks

Wire rack hangs onto front, center and rear trusses of frame included. All drying racks are stainless steel, with your choice of Valu-Master® gray epoxy or stainless steel truss frame.



drop-in drying rack

	length		w/Valu-Master® finish on truss frame		with stainless finish on truss frame	
	in.	mm	model #	list	model #	list
24″ width *(610mm)*	36″	914	**QDR2436-V**	338	**QDR2436-S**	459
	48″	1219	**QDR2448-V**	352	**QDR2448-S**	501
	60″	1524	**QDR2460-V**	371	**QDR2460-S**	552

Ledges

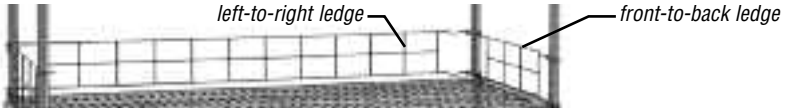

Front-to-Back Ledges…

			1″-high (25mm)						4″-high (102mm)					
width		cu	weight		w/chrome		w/Valu-Master®		weight		w/chrome		w/Valu-Master®	
in.	mm	ft	lb.	kg	model #	list	model #	list	lb.	kg	model #	list	model #	list
18″	457	0.3	0.3	0.1	**QL18W-1C**	41	**QL18W-1V**	42	0.9	0.4	**QL18W-4C**	42	**QL18W-4V**	43
21″	533	0.3	0.4	0.2	**QL21W-1C**	43	**QL21W-1V**	44	1.0	0.5	**QL21W-4C**	45	**QL21W-4V**	47
24″	610	0.3	0.5	0.2	**QL24W-1C**	44	**QL24W-1V**	45	1.2	0.6	**QL24W-4C**	45	**QL24W-4V**	47

Left-to-Right Ledges…

			1″-high (25mm)						4″-high (102mm)					
length		cu	weight		w/chrome		w/Valu-Master®		weight		w/chrome		w/Valu-Master®	
in.	mm	ft	lb.	kg	model #	list	model #	list	lb.	kg	model #	list	model #	list
24″	610	0.3	0.5	0.2	**QL24L-1C**	44	**QL24L-1V**	45	1.2	0.6	**QL24L-4C**	45	**QL24L-4V**	47
30″	762	0.5	0.7	0.3	**QL30L-1C**	53	**QL30L-1V**	55	1.4	0.6	**QL30L-4C**	59	**QL30L-4V**	60
36″	914	0.6	0.9	0.4	**QL36L-1C**	62	**QL36L-1V**	63	1.6	0.7	**QL36L-4C**	70	**QL36L-4V**	71
42″	1067	0.6	1.1	0.5	**QL42L-1C**	65	**QL42L-1V**	66	1.8	0.8	**QL42L-4C**	71	**QL42L-4V**	72
48″	1092	0.7	1.3	0.6	**QL48L-1C**	66	**QL48L-1V**	67	2.0	0.9	**QL48L-4C**	72	**QL48L-4V**	73
54″	1372	0.8	1.5	0.7	**QL54L-1C**	72	**QL54L-1V**	73	2.2	1.0	**QL54L-4C**	74	**QL54L-4V**	76
60″	1524	0.8	1.7	0.8	**QL60L-1C**	82	**QL60L-1V**	83	2.4	1.1	**QL60L-4C**	86	**QL60L-4V**	87
72″	1829	1.0	2.1	1.0	**QL72L-1C**	88	**QL72L-1V**	90	2.6	1.2	**QL72L-4C**	94	**QL72L-4V**	95

QuadPLUS® Dividers

8″ *(203mm)* height.



length		w/chrome		w/Valu-Master®	
in.	mm	model #	list	model #	list
18″	457	**QPSD18-C**	90	**QPSD18-V**	91
21″	533	**QPSD21-C**	91	**QPSD21-V**	94
24″	610	**QPSD24-C**	98	**QPSD24-V**	99

Post Clamps

Provides maximum strength when shelving units are connected by clamping posts securely together.



stainless steel		black epoxy	
model #	list	model #	list
ADD-A-CLAMP	10	**ADD-A-CLAMP-BL**	15

100 Industrial Boulevard, Clayton, DE 19938-8903 U.S.A.
Phone: 302-653-3000. Fax: 302-653-2065
http://www.eaglemhc.com

EAGLE MHC Division
Material Handling, Healthcare & Cleanroom Equipment

Seismic Footplate Kits

see product announcement **EG8144**



bolt plate for #SFP10-1



two-post bolt plate for #SFP10-2



four-post bolt plate for #SFP10-4

FEATURES

- For 1″-diameter posts of pre-existing shelf units.
- 20 PSF per shelf weight capacity.
- Includes hardware to attach to posts.
- Bolt plate is zinc-plated.
- Post straps are chrome-plated.

Note: Shelves and posts sold separately.

Converts standard shelving into seismic shelving!



post strap for #SFP10-2 and #SFP10-4

description	quantity of bolt plates per kit	width x length x height in.	mm	kit model #	list
one-post bolt plate	4	2⅞″ x 7″ x 4¼″	73 x 178 x 108	**SFP10-1**	222
two-post bolt plate, 2 sets of post straps*	2	8″ x 11″ x 4¼″	203 x 279 x 108	**SFP10-2**	368
four-post bolt plate, 4 sets of post straps*	1	11″ x 11″ x 4¼″	279 x 279 x 108	**SFP10-4**	348

* Post straps come with hardware for assembly, and split sleeves for attaching to posts.



For single shelving unit, you need…

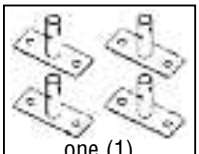

one (1) #SFP10-1 kit

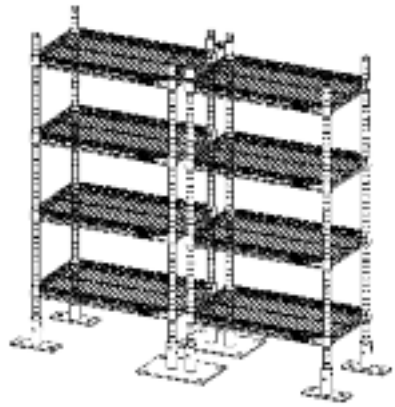

For TWO adjacent shelving units, you need…

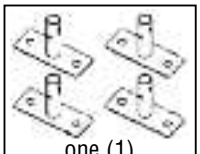

one (1) #SFP10-1 kit

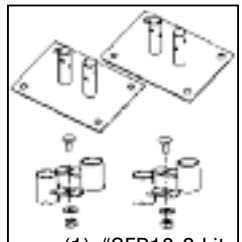

one (1) #SFP10-2 kit

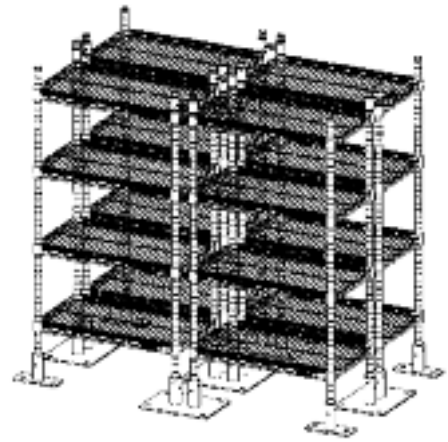

For FOUR adjacent shelving units, you need…

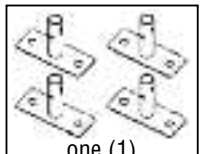

one (1) #SFP10-1 kit

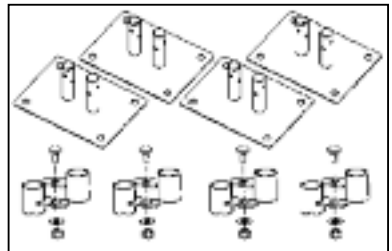

two (2) #SFP10-2 kits

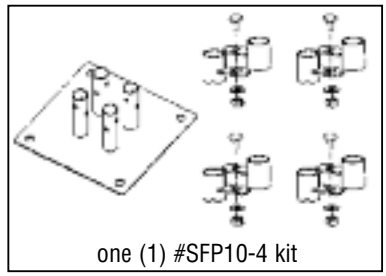

one (1) #SFP10-4 kit

OSHPD APPROVED

OPM-0349-13

Approved by the California Office of Statewide Health Planning and Development.

Note: OSHPD ongoing evaluation may affect EAGLE GROUP's approve/pre-approve status. Consult factory.

Four-Shelf Starter Units (NSF)

see spec sheet **EG01.25**



EAGLEgard® finish standard with MICROGARD® protection.

See bottom of page 4 for details.

INCLUDES:

- Four shelves.
- Four posts *(same finish as shelves).*
- Shipped knocked-down.

Note: 54″ *(1372mm)* shelves available *(see page 6).*

(•) MTS *(made to stock)* / ( ) MTO *(made to order)*

patented QuadTruss design

(Patent #5,390,803)

Patented QuadTruss® Design
makes shelves up to 25% stronger and provides a retaining ledge for increased strength and product retention.

Models with 63″ *(1600mm)* Height

	length		weight		cu	EAGLEbrite®		chrome		VALU-MASTER®		Valu-Gard®		EAGLEgard®		stainless	
	in.	mm	lb.	kg	ft	model #	list	model #	list	model #	list	model #	list	model #	list	model #	list
18″ width *(457mm)*	24″	610	42	19	1.8	S4-63-1824Z •	438	S4-63-1824C •	454	S4-63-1824V •	471	S4-63-1824VG •	471	S4-63-1824E•	539	S4-63-1824S •	1622
	30″	762	47	21	2.2	S4-63-1830Z •	449	S4-63-1830C •	459	S4-63-1830V •	497	S4-63-1830VG •	497	S4-63-1830E•	556	S4-63-1830S •	1643
	36″	914	53	24	2.6	S4-63-1836Z •	459	S4-63-1836C •	471	S4-63-1836V •	513	S4-63-1836VG •	513	S4-63-1836E•	571	S4-63-1836S •	1653
	42″	1067	57	26	3.0	S4-63-1842Z •	513	S4-63-1842C •	539	S4-63-1842V •	581	S4-63-1842VG •	581	S4-63-1842E•	655	S4-63-1842S •	1906
	48″	1219	63	29	3.5	S4-63-1848Z •	513	S4-63-1848C •	539	S4-63-1848V •	581	S4-63-1848VG •	581	S4-63-1848E•	655	S4-63-1848S •	1906
	60″	1524	82	37	4.2	S4-63-1860Z •	575	S4-63-1860C •	612	S4-63-1860V •	682	S4-63-1860VG •	682	S4-63-1860E•	751	S4-63-1860S •	2329
	72″	1829	94	43	5.0	S4-63-1872Z •	697	S4-63-1872C •	702	S4-63-1872V •	760	S4-63-1872VG •	760	S4-63-1872E•	845	S4-63-1872S •	2698
21″ width *(533mm)*	24″	610	46	21	2.1	S4-63-2124Z •	471	S4-63-2124C •	508	S4-63-2124V •	517	S4-63-2124VG •	517	S4-63-2124E•	592	S4-63-2124S	1824
	30″	762	52	24	2.6	S4-63-2130Z •	480	S4-63-2130C •	517	S4-63-2130V •	543	S4-63-2130VG •	543	S4-63-2130E•	602	S4-63-2130S	1838
	36″	914	59	27	3.0	S4-63-2136Z •	497	S4-63-2136C •	534	S4-63-2136V •	556	S4-63-2136VG •	556	S4-63-2136E•	629	S4-63-2136S •	1848
	42″	1067	65	30	3.5	S4-63-2142Z •	549	S4-63-2142C •	597	S4-63-2142V •	629	S4-63-2142VG •	629	S4-63-2142E•	708	S4-63-2142S	2082
	48″	1219	71	32	4.0	S4-63-2148Z •	549	S4-63-2148C •	597	S4-63-2148V •	629	S4-63-2148VG •	629	S4-63-2148E•	708	S4-63-2148S •	2082
	60″	1524	88	40	5.0	S4-63-2160Z •	643	S4-63-2160C •	682	S4-63-2160V •	729	S4-63-2160VG •	729	S4-63-2160E•	801	S4-63-2160S •	2657
	72″	1829	98	45	7.8	S4-63-2172Z •	751	S4-63-2172C •	788	S4-63-2172V •	856	S4-63-2172VG •	856	S4-63-2172E•	951	S4-63-2172S	3078
24″ width *(610mm)*	24″	610	50	23	2.4	S4-63-2424Z •	497	S4-63-2424C •	529	S4-63-2424V •	549	S4-63-2424VG •	549	S4-63-2424E•	639	S4-63-2424S •	1939
	30″	762	57	26	2.9	S4-63-2430Z •	508	S4-63-2430C •	543	S4-63-2430V •	575	S4-63-2430VG •	575	S4-63-2430E•	651	S4-63-2430S •	1949
	36″	914	65	30	3.5	S4-63-2436Z •	523	S4-63-2436C •	556	S4-63-2436V •	587	S4-63-2436VG •	587	S4-63-2436E•	660	S4-63-2436S •	1970
	42″	1067	72	33	3.6	S4-63-2442Z •	602	S4-63-2442C •	639	S4-63-2442V •	682	S4-63-2442VG •	682	S4-63-2442E•	776	S4-63-2442S •	2313
	48″	1219	79	36	4.5	S4-63-2448Z •	602	S4-63-2448C •	639	S4-63-2448V •	682	S4-63-2448VG •	682	S4-63-2448E•	776	S4-63-2448S •	2313
	60″	1524	98	45	5.6	S4-63-2460Z •	708	S4-63-2460C •	739	S4-63-2460V •	801	S4-63-2460VG •	801	S4-63-2460E•	891	S4-63-2460S •	2746
	72″	1829	120	55	6.8	S4-63-2472Z •	788	S4-63-2472C •	852	S4-63-2472V •	913	S4-63-2472VG •	913	S4-63-2472E•	1018	S4-63-2472S •	3337

Models with 74″ *(1880mm)* Height

	length		weight		cu	EAGLEbrite®		chrome		VALU-MASTER®		Valu-Gard®		EAGLEgard®		stainless	
	in.	mm	lb.	kg	ft	model #	list	model #	list	model #	list	model #	list	model #	list	model #	list
18″ width *(457mm)*	24″	610	51	23	1.9	S4-74-1824Z •	444	S4-74-1824C •	466	S4-74-1824V •	480	S4-74-1824VG •	480	S4-74-1824E•	556	S4-74-1824S •	1670
	30″	762	58	26	2.3	S4-74-1830Z •	454	S4-74-1830C •	471	S4-74-1830V •	508	S4-74-1830VG •	508	S4-74-1830E•	571	S4-74-1830S •	1690
	36″	914	65	30	2.7	S4-74-1836Z •	466	S4-74-1836C •	480	S4-74-1836V •	523	S4-74-1836VG •	523	S4-74-1836E•	587	S4-74-1836S •	1701
	42″	1067	70	32	3.1	S4-74-1842Z •	517	S4-74-1842C •	549	S4-74-1842V •	592	S4-74-1842VG •	592	S4-74-1842E•	671	S4-74-1842S •	1954
	48″	1219	78	36	3.6	S4-74-1848Z •	517	S4-74-1848C •	549	S4-74-1848V •	592	S4-74-1848VG •	592	S4-74-1848E•	671	S4-74-1848S •	1954
	60″	1524	102	46	4.3	S4-74-1860Z •	581	S4-74-1860C •	624	S4-74-1860V •	692	S4-74-1860VG •	692	S4-74-1860E•	767	S4-74-1860S •	2377
	72″	1829	117	53	5.1	S4-74-1872Z •	702	S4-74-1872C •	714	S4-74-1872V •	771	S4-74-1872VG •	771	S4-74-1872E•	860	S4-74-1872S •	2746
21″ width *(533mm)*	24″	610	57	26	2.2	S4-74-2124Z •	475	S4-74-2124C •	517	S4-74-2124V •	529	S4-74-2124VG •	529	S4-74-2124E•	608	S4-74-2124S	1870
	30″	762	64	29	2.7	S4-74-2130Z •	485	S4-74-2130C •	529	S4-74-2130V •	556	S4-74-2130VG •	556	S4-74-2130E•	618	S4-74-2130S	1886
	36″	914	73	33	3.1	S4-74-2136Z •	501	S4-74-2136C •	543	S4-74-2136V •	565	S4-74-2136VG •	565	S4-74-2136E•	643	S4-74-2136S •	1896
	42″	1067	81	37	3.6	S4-74-2142Z •	556	S4-74-2142C •	608	S4-74-2142V •	639	S4-74-2142VG •	639	S4-74-2142E•	724	S4-74-2142S	2128
	48″	1219	88	40	4.1	S4-74-2148Z •	556	S4-74-2148C •	608	S4-74-2148V •	639	S4-74-2148VG •	639	S4-74-2148E•	724	S4-74-2148S •	2128
	60″	1524	109	50	5.1	S4-74-2160Z •	651	S4-74-2160C •	692	S4-74-2160V •	739	S4-74-2160VG •	739	S4-74-2160E•	818	S4-74-2160S •	2703
	72″	1829	122	55	7.7	S4-74-2172Z •	755	S4-74-2172C •	797	S4-74-2172V •	866	S4-74-2172VG •	866	S4-74-2172E•	968	S4-74-2172S	3126
24″ width *(610mm)*	24″	610	62	28	2.5	S4-74-2424Z •	501	S4-74-2424C •	539	S4-74-2424V •	560	S4-74-2424VG •	560	S4-74-2424E•	655	S4-74-2424S •	1986
	30″	762	71	32	3.0	S4-74-2430Z •	513	S4-74-2430C •	556	S4-74-2430V •	587	S4-74-2430VG •	587	S4-74-2430E•	666	S4-74-2430S •	1997
	36″	914	81	37	3.6	S4-74-2436Z •	529	S4-74-2436C •	565	S4-74-2436V •	597	S4-74-2436VG •	597	S4-74-2436E•	675	S4-74-2436S •	2018
	42″	1067	89	40	3.7	S4-74-2442Z •	608	S4-74-2442C •	651	S4-74-2442V •	692	S4-74-2442VG •	692	S4-74-2442E•	792	S4-74-2442S •	2361
	48″	1219	98	45	4.6	S4-74-2448Z •	608	S4-74-2448C •	651	S4-74-2448V •	692	S4-74-2448VG •	692	S4-74-2448E•	792	S4-74-2448S •	2361
	60″	1524	122	55	5.7	S4-74-2460Z •	714	S4-74-2460C •	751	S4-74-2460V •	814	S4-74-2460VG •	814	S4-74-2460E•	909	S4-74-2460S •	2794
	72″	1829	149	68	6.9	S4-74-2472Z •	792	S4-74-2472C •	860	S4-74-2472V •	925	S4-74-2472VG •	925	S4-74-2472E•	1035	S4-74-2472S •	3385

100 Industrial Boulevard, Clayton, DE 19938-8903 U.S.A.
Phone: 302-653-3000. Fax: 302-653-2065
http://www.eaglemhc.com

EAGLE MHC Division
Material Handling, Healthcare & Cleanroom Equipment

Four-Shelf Add-On Units

see spec sheet **EG01.25**



EAGLEgard® finish standard with MICROGARD® protection.

See bottom of page 4 for details.

INCLUDES:

- Four shelves.
- Two posts *(same finish as shelves).*
- Two "S" hooks per shelf.
- Shipped knocked-down.

Note: 54″ *(1372mm)* shelves available *(see page 6).*

(•) MTS *(made to stock)* / ( ) MTO *(made to order)*

patented QuadTruss design

(Patent #5,390,803)

Patented QuadTruss® Design makes shelves up to 25% stronger and provides a retaining ledge for increased strength and product retention.

Models with 63″ *(1600mm)* Height

	length		weight		cu	EAGLEbrite®		chrome		VALU-MASTER®		Valu-Gard®		EAGLEgard®		stainless	
	in.	mm	lb.	kg	ft	model #	list	model #	list	model #	list	model #	list	model #	list	model #	list
18″ width *(457mm)*	24″	610	35	16	1.8	**A4-63-1824Z** •	410	**A4-63-1824C** •	423	**A4-63-1824V** •	435	**A4-63-1824VG** •	435	**A4-63-1824E** •	497	**A4-63-1824S** •	1476
	30″	762	40	18	2.2	**A4-63-1830Z** •	420	**A4-63-1830C** •	429	**A4-63-1830V** •	461	**A4-63-1830VG** •	461	**A4-63-1830E** •	513	**A4-63-1830S** •	1497
	36″	914	46	21	2.6	**A4-63-1836Z** •	431	**A4-63-1836C** •	438	**A4-63-1836V** •	477	**A4-63-1836VG** •	477	**A4-63-1836E** •	529	**A4-63-1836S** •	1509
	42″	1067	50	23	3.0	**A4-63-1842Z** •	482	**A4-63-1842C** •	508	**A4-63-1842V** •	546	**A4-63-1842VG** •	546	**A4-63-1842E** •	612	**A4-63-1842S** •	1762
	48″	1219	56	25	3.5	**A4-63-1848Z** •	482	**A4-63-1848C** •	508	**A4-63-1848V** •	546	**A4-63-1848VG** •	546	**A4-63-1848E** •	612	**A4-63-1848S** •	1762
	60″	1524	75	34	4.2	**A4-63-1860Z** •	546	**A4-63-1860C** •	581	**A4-63-1860V** •	647	**A4-63-1860VG** •	647	**A4-63-1860E** •	708	**A4-63-1860S** •	2184
	72″	1829	87	40	5.0	**A4-63-1872Z** •	669	**A4-63-1872C** •	671	**A4-63-1872V** •	727	**A4-63-1872VG** •	727	**A4-63-1872E** •	801	**A4-63-1872S** •	2555
21″ width *(533mm)*	24″	610	39	18	2.1	**A4-63-2124Z** •	440	**A4-63-2124C** •	475	**A4-63-2124V** •	482	**A4-63-2124VG** •	482	**A4-63-2124E** •	549	**A4-63-2124S**	1676
	30″	762	45	21	2.6	**A4-63-2130Z** •	452	**A4-63-2130C** •	485	**A4-63-2130V** •	511	**A4-63-2130VG** •	511	**A4-63-2130E** •	560	**A4-63-2130S**	1692
	36″	914	52	24	3.0	**A4-63-2136Z** •	469	**A4-63-2136C** •	501	**A4-63-2136V** •	519	**A4-63-2136VG** •	519	**A4-63-2136E** •	587	**A4-63-2136S** •	1703
	42″	1067	58	26	3.5	**A4-63-2142Z** •	519	**A4-63-2142C** •	565	**A4-63-2142V** •	595	**A4-63-2142VG** •	595	**A4-63-2142E** •	666	**A4-63-2142S**	1934
	48″	1219	64	29	4.0	**A4-63-2148Z** •	519	**A4-63-2148C** •	565	**A4-63-2148V** •	595	**A4-63-2148VG** •	595	**A4-63-2148E** •	666	**A4-63-2148S** •	1934
	60″	1524	81	37	5.0	**A4-63-2160Z** •	615	**A4-63-2160C** •	651	**A4-63-2160V** •	695	**A4-63-2160VG** •	695	**A4-63-2160E** •	760	**A4-63-2160S** •	2511
	72″	1829	92	42	7.8	**A4-63-2172Z** •	722	**A4-63-2172C** •	755	**A4-63-2172V** •	820	**A4-63-2172VG** •	820	**A4-63-2172E** •	909	**A4-63-2172S**	2934
24″ width *(610mm)*	24″	610	43	20	2.4	**A4-63-2424Z** •	469	**A4-63-2424C** •	497	**A4-63-2424V** •	515	**A4-63-2424VG** •	515	**A4-63-2424E** •	595	**A4-63-2424S** •	1792
	30″	762	50	23	2.9	**A4-63-2430Z** •	477	**A4-63-2430C** •	513	**A4-63-2430V** •	541	**A4-63-2430VG** •	541	**A4-63-2430E** •	604	**A4-63-2430S** •	1804
	36″	914	58	26	3.5	**A4-63-2436Z** •	495	**A4-63-2436C** •	523	**A4-63-2436V** •	552	**A4-63-2436VG** •	552	**A4-63-2436E** •	615	**A4-63-2436S** •	1826
	42″	1067	65	30	3.6	**A4-63-2442Z** •	573	**A4-63-2442C** •	608	**A4-63-2442V** •	647	**A4-63-2442VG** •	647	**A4-63-2442E** •	731	**A4-63-2442S** •	2168
	48″	1219	72	33	4.5	**A4-63-2448Z** •	573	**A4-63-2448C** •	608	**A4-63-2448V** •	647	**A4-63-2448VG** •	647	**A4-63-2448E** •	731	**A4-63-2448S** •	2168
	60″	1524	91	41	5.6	**A4-63-2460Z** •	678	**A4-63-2460C** •	708	**A4-63-2460V** •	769	**A4-63-2460VG** •	769	**A4-63-2460E** •	847	**A4-63-2460S** •	2601
	72″	1829	113	51	6.8	**A4-63-2472Z** •	757	**A4-63-2472C** •	818	**A4-63-2472V** •	880	**A4-63-2472VG** •	880	**A4-63-2472E** •	974	**A4-63-2472S** •	3192

Models with 74″ *(1880mm)* Height

	length		weight		cu	EAGLEbrite®		chrome		VALU-MASTER®		Valu-Gard®		EAGLEgard®		stainless	
	in.	mm	lb.	kg	ft	model #	list	model #	list	model #	list	model #	list	model #	list	model #	list
18″ width *(457mm)*	24″	610	43	20	1.9	**A4-74-1824Z** •	414	**A4-74-1824C** •	429	**A4-74-1824V** •	440	**A4-74-1824VG** •	440	**A4-74-1824E** •	503	**A4-74-1824S** •	1500
	30″	762	50	23	2.3	**A4-74-1830Z** •	425	**A4-74-1830C** •	433	**A4-74-1830V** •	469	**A4-74-1830VG** •	469	**A4-74-1830E** •	519	**A4-74-1830S** •	1522
	36″	914	57	26	2.7	**A4-74-1836Z** •	437	**A4-74-1836C** •	444	**A4-74-1836V** •	482	**A4-74-1836VG** •	482	**A4-74-1836E** •	537	**A4-74-1836S** •	1531
	42″	1067	62	28	3.1	**A4-74-1842Z** •	485	**A4-74-1842C** •	513	**A4-74-1842V** •	552	**A4-74-1842VG** •	552	**A4-74-1842E** •	620	**A4-74-1842S** •	1785
	48″	1219	70	32	3.6	**A4-74-1848Z** •	485	**A4-74-1848C** •	513	**A4-74-1848V** •	552	**A4-74-1848VG** •	552	**A4-74-1848E** •	620	**A4-74-1848S** •	1785
	60″	1524	93	42	4.3	**A4-74-1860Z** •	553	**A4-74-1860C** •	587	**A4-74-1860V** •	653	**A4-74-1860VG** •	653	**A4-74-1860E** •	716	**A4-74-1860S** •	2209
	72″	1829	108	49	5.1	**A4-74-1872Z** •	641	**A4-74-1872C** •	675	**A4-74-1872V** •	731	**A4-74-1872VG** •	731	**A4-74-1872E** •	812	**A4-74-1872S** •	2577
21″ width *(533mm)*	24″	610	48	22	2.2	**A4-74-2124Z** •	444	**A4-74-2124C** •	480	**A4-74-2124V** •	489	**A4-74-2124VG** •	489	**A4-74-2124E** •	558	**A4-74-2124S**	1701
	30″	762	56	26	2.7	**A4-74-2130Z** •	454	**A4-74-2130C** •	492	**A4-74-2130V** •	515	**A4-74-2130VG** •	515	**A4-74-2130E** •	568	**A4-74-2130S**	1716
	36″	914	65	30	3.1	**A4-74-2136Z** •	471	**A4-74-2136C** •	508	**A4-74-2136V** •	525	**A4-74-2136VG** •	525	**A4-74-2136E** •	595	**A4-74-2136S** •	1727
	42″	1067	73	33	3.6	**A4-74-2142Z** •	523	**A4-74-2142C** •	571	**A4-74-2142V** •	599	**A4-74-2142VG** •	599	**A4-74-2142E** •	673	**A4-74-2142S**	1960
	48″	1219	80	36	4.1	**A4-74-2148Z** •	523	**A4-74-2148C** •	571	**A4-74-2148V** •	599	**A4-74-2148VG** •	599	**A4-74-2148E** •	673	**A4-74-2148S** •	1960
	60″	1524	101	46	5.1	**A4-74-2160Z** •	618	**A4-74-2160C** •	655	**A4-74-2160V** •	700	**A4-74-2160VG** •	700	**A4-74-2160E** •	769	**A4-74-2160S** •	2535
	72″	1829	113	51	7.7	**A4-74-2172Z** •	724	**A4-74-2172C** •	760	**A4-74-2172V** •	827	**A4-74-2172VG** •	827	**A4-74-2172E** •	916	**A4-74-2172S**	2958
24″ width *(610mm)*	24″	610	53	24	2.5	**A4-74-2424Z** •	471	**A4-74-2424C** •	501	**A4-74-2424V** •	519	**A4-74-2424VG** •	519	**A4-74-2424E** •	599	**A4-74-2424S** •	1815
	30″	762	62	28	3.0	**A4-74-2430Z** •	480	**A4-74-2430C** •	517	**A4-74-2430V** •	546	**A4-74-2430VG** •	546	**A4-74-2430E** •	610	**A4-74-2430S** •	1828
	36″	914	73	33	3.6	**A4-74-2436Z** •	497	**A4-74-2436C** •	529	**A4-74-2436V** •	558	**A4-74-2436VG** •	558	**A4-74-2436E** •	620	**A4-74-2436S** •	1848
	42″	1067	81	37	3.7	**A4-74-2442Z** •	575	**A4-74-2442C** •	612	**A4-74-2442V** •	653	**A4-74-2442VG** •	653	**A4-74-2442E** •	737	**A4-74-2442S** •	2191
	48″	1219	90	41	4.6	**A4-74-2448Z** •	575	**A4-74-2448C** •	612	**A4-74-2448V** •	653	**A4-74-2448VG** •	653	**A4-74-2448E** •	737	**A4-74-2448S** •	2191
	60″	1524	113	51	5.7	**A4-74-2460Z** •	682	**A4-74-2460C** •	714	**A4-74-2460V** •	773	**A4-74-2460VG** •	773	**A4-74-2460E** •	854	**A4-74-2460S** •	2625
	72″	1829	141	64	6.9	**A4-74-2472Z** •	760	**A4-74-2472C** •	823	**A4-74-2472V** •	885	**A4-74-2472VG** •	885	**A4-74-2472E** •	980	**A4-74-2472S** •	3217

100 Industrial Boulevard, Clayton, DE 19938-8903 U.S.A.
Phone: 302-653-3000. Fax: 302-653-2065
http://www.eaglemhc.com

Five-Shelf Starter Units (NSF)

see spec sheet **EG01.25**



EAGLEgard® finish standard with MICROGARD® protection.

See bottom of page 4 for details.

INCLUDES:

- Five wire shelves.
- Four posts *(same finish as shelves).*
- Shipped knocked-down.

Note: 54″ *(1372mm)* shelves available *(see page 6).*

(•) MTS *(made to stock)* / ( ) MTO *(made to order)*

patented QuadTruss design

(Patent #5,390,803)

Patented QuadTruss® Design
makes shelves up to 25% stronger and provides a retaining ledge for increased strength and product retention.

Models with 74″ *(1880mm)* Height

	length		weight		cu	EAGLEbrite®		chrome		VALU-MASTER®		Valu-Gard®		EAGLEgard®		stainless	
	in.	mm	lb.	kg	ft	model #	list	model #	list	model #	list	model #	list	model #	list	model #	list
18″ width *(457mm)*	24″	610	51	23	1.9	S5-74-1824Z •	523	S5-74-1824C •	546	S5-74-1824V •	565	S5-74-1824VG •	565	S5-74-1824E•	653	S5-74-1824S •	1986
	30″	762	58	26	2.3	S5-74-1830Z •	537	S5-74-1830C •	553	S5-74-1830V •	598	S5-74-1830VG •	598	S5-74-1830E•	672	S5-74-1830S •	2013
	36″	914	65	30	2.7	S5-74-1836Z •	549	S5-74-1836C •	567	S5-74-1836V •	618	S5-74-1836VG •	618	S5-74-1836E•	692	S5-74-1836S •	2025
	42″	1067	70	32	3.1	S5-74-1842Z •	615	S5-74-1842C •	653	S5-74-1842V •	703	S5-74-1842VG •	703	S5-74-1842E•	797	S5-74-1842S •	2342
	48″	1219	78	36	3.6	S5-74-1848Z •	615	S5-74-1848C •	653	S5-74-1848V •	703	S5-74-1848VG •	703	S5-74-1848E•	797	S5-74-1848S •	2342
	60″	1524	102	46	4.3	S5-74-1860Z •	695	S5-74-1860C •	746	S5-74-1860V •	830	S5-74-1860VG •	830	S5-74-1860E•	916	S5-74-1860S •	2872
	72″	1829	117	53	5.1	S5-74-1872Z •	846	S5-74-1872C •	857	S5-74-1872V •	928	S5-74-1872VG •	928	S5-74-1872E•	1035	S5-74-1872S •	3332
21″ width *(533mm)*	24″	610	57	26	2.2	S5-74-2124Z •	562	S5-74-2124C •	612	S5-74-2124V •	625	S5-74-2124VG •	625	S5-74-2124E•	718	S5-74-2124S	2238
	30″	762	64	29	2.7	S5-74-2130Z •	575	S5-74-2130C •	627	S5-74-2130V •	658	S5-74-2130VG •	658	S5-74-2130E•	731	S5-74-2130S	2257
	36″	914	73	33	3.1	S5-74-2136Z •	596	S5-74-2136C •	644	S5-74-2136V •	671	S5-74-2136VG •	671	S5-74-2136E•	765	S5-74-2136S •	2270
	42″	1067	81	37	3.6	S5-74-2142Z •	661	S5-74-2142C •	726	S5-74-2142V •	762	S5-74-2142VG •	762	S5-74-2142E•	862	S5-74-2142S	2560
	48″	1219	88	40	4.1	S5-74-2148Z •	661	S5-74-2148C •	726	S5-74-2148V •	762	S5-74-2148VG •	762	S5-74-2148E•	862	S5-74-2148S •	2560
	60″	1524	109	50	5.1	S5-74-2160Z •	780	S5-74-2160C •	831	S5-74-2160V •	888	S5-74-2160VG •	888	S5-74-2160E•	982	S5-74-2160S •	3281
	72″	1829	122	55	7.7	S5-74-2172Z •	912	S5-74-2172C •	961	S5-74-2172V •	1047	S5-74-2172VG •	1047	S5-74-2172E•	1168	S5-74-2172S	3808
24″ width *(610mm)*	24″	610	62	28	2.5	S5-74-2424Z •	596	S5-74-2424C •	639	S5-74-2424V •	663	S5-74-2424VG •	663	S5-74-2424E•	777	S5-74-2424S •	2382
	30″	762	71	32	3.0	S5-74-2430Z •	609	S5-74-2430C •	659	S5-74-2430V •	697	S5-74-2430VG •	697	S5-74-2430E•	791	S5-74-2430S •	2396
	36″	914	81	37	3.6	S5-74-2436Z •	629	S5-74-2436C •	672	S5-74-2436V •	710	S5-74-2436VG •	710	S5-74-2436E•	802	S5-74-2436S •	2422
	42″	1067	89	40	3.7	S5-74-2442Z •	728	S5-74-2442C •	777	S5-74-2442V •	830	S5-74-2442VG •	830	S5-74-2442E•	949	S5-74-2442S •	2852
	48″	1219	98	45	4.6	S5-74-2448Z •	728	S5-74-2448C •	777	S5-74-2448V •	830	S5-74-2448VG •	830	S5-74-2448E•	949	S5-74-2448S •	2852
	60″	1524	122	55	5.7	S5-74-2460Z •	859	S5-74-2460C •	904	S5-74-2460V •	981	S5-74-2460VG •	981	S5-74-2460E•	1095	S5-74-2460S •	3392
	72″	1829	149	68	6.9	S5-74-2472Z •	958	S5-74-2472C •	1041	S5-74-2472V •	1118	S5-74-2472VG •	1118	S5-74-2472E•	1253	S5-74-2472S •	4130

Models with 86″ *(2184mm)* Height

	length		weight		cu	EAGLEbrite®		chrome		VALU-MASTER®		Valu-Gard®		EAGLEgard®		stainless	
	in.	mm	lb.	kg	ft	model #	list	model #	list	model #	list	model #	list	model #	list	model #	list
18″ width *(457mm)*	24″	610	55	25	3.9	S5-86-1824Z •	549	S5-86-1824C •	578	S5-86-1824V •	597	S5-86-1824VG •	597	S5-86-1824E•	678	S5-86-1824S •	2039
	30″	762	60	27	3.9	S5-86-1830Z •	562	S5-86-1830C •	584	S5-86-1830V •	630	S5-86-1830VG •	630	S5-86-1830E•	698	S5-86-1830S •	2065
	36″	914	65	30	3.9	S5-86-1836Z •	575	S5-86-1836C •	598	S5-86-1836V •	651	S5-86-1836VG •	651	S5-86-1836E•	718	S5-86-1836S •	2080
	42″	1067	75	34	4.9	S5-86-1842Z •	641	S5-86-1842C •	684	S5-86-1842V •	734	S5-86-1842VG •	734	S5-86-1842E•	823	S5-86-1842S •	2396
	48″	1219	80	36	4.9	S5-86-1848Z •	641	S5-86-1848C •	684	S5-86-1848V •	734	S5-86-1848VG •	734	S5-86-1848E•	823	S5-86-1848S •	2396
	60″	1524	105	48	6.4	S5-86-1860Z •	722	S5-86-1860C •	776	S5-86-1860V •	860	S5-86-1860VG •	860	S5-86-1860E•	943	S5-86-1860S •	2923
	72″	1829	120	54	7.4	S5-86-1872Z •	874	S5-86-1872C •	888	S5-86-1872V •	959	S5-86-1872VG •	959	S5-86-1872E•	1061	S5-86-1872S •	3385
21″ width *(533mm)*	24″	610	60	27	3.9	S5-86-2124Z •	589	S5-86-2124C •	643	S5-86-2124V •	657	S5-86-2124VG •	657	S5-86-2124E•	746	S5-86-2124S	2288
	30″	762	65	30	3.9	S5-86-2130Z •	602	S5-86-2130C •	658	S5-86-2130V •	689	S5-86-2130VG •	689	S5-86-2130E•	757	S5-86-2130S	2309
	36″	914	75	34	4.4	S5-86-2136Z •	622	S5-86-2136C •	676	S5-86-2136V •	702	S5-86-2136VG •	702	S5-86-2136E•	791	S5-86-2136S •	2323
	42″	1067	80	36	5.9	S5-86-2142Z •	688	S5-86-2142C •	756	S5-86-2142V •	795	S5-86-2142VG •	795	S5-86-2142E•	889	S5-86-2142S	2612
	48″	1219	90	41	5.9	S5-86-2148Z •	688	S5-86-2148C •	756	S5-86-2148V •	795	S5-86-2148VG •	795	S5-86-2148E•	889	S5-86-2148S •	2612
	60″	1524	110	50	6.9	S5-86-2160Z •	808	S5-86-2160C •	861	S5-86-2160V •	920	S5-86-2160VG •	920	S5-86-2160E•	1010	S5-86-2160S •	3332
	72″	1829	140	64	8.4	S5-86-2172Z •	939	S5-86-2172C •	994	S5-86-2172V •	1078	S5-86-2172VG •	1078	S5-86-2172E•	1195	S5-86-2172S	3861
24″ width *(610mm)*	24″	610	65	30	4.4	S5-86-2424Z •	622	S5-86-2424C •	671	S5-86-2424V •	696	S5-86-2424VG •	696	S5-86-2424E•	802	S5-86-2424S •	2435
	30″	762	75	34	4.4	S5-86-2430Z •	635	S5-86-2430C •	691	S5-86-2430V •	729	S5-86-2430VG •	729	S5-86-2430E•	817	S5-86-2430S •	2447
	36″	914	85	39	4.4	S5-86-2436Z •	655	S5-86-2436C •	703	S5-86-2436V •	741	S5-86-2436VG •	741	S5-86-2436E•	831	S5-86-2436S •	2474
	42″	1067	95	43	6.4	S5-86-2442Z •	754	S5-86-2442C •	811	S5-86-2442V •	860	S5-86-2442VG •	860	S5-86-2442E•	975	S5-86-2442S •	2903
	48″	1219	100	45	6.4	S5-86-2448Z •	754	S5-86-2448C •	811	S5-86-2448V •	860	S5-86-2448VG •	860	S5-86-2448E•	975	S5-86-2448S •	2903
	60″	1524	125	57	7.9	S5-86-2460Z •	886	S5-86-2460C •	934	S5-86-2460V •	1013	S5-86-2460VG •	1013	S5-86-2460E•	1119	S5-86-2460S •	3444
	72″	1829	150	68	9.4	S5-86-2472Z •	986	S5-86-2472C •	1073	S5-86-2472V •	1152	S5-86-2472VG •	1152	S5-86-2472E•	1277	S5-86-2472S •	4185

100 Industrial Boulevard, Clayton, DE 19938-8903 U.S.A.
Phone: 302-653-3000. Fax: 302-653-2065
http://www.eaglemhc.com

EAGLE MHC Division
Material Handling, Healthcare & Cleanroom Equipment

Five-Shelf Add-On Units (NSF)

see spec sheet **EG01.25**



INCLUDES:

- Five wire shelves.
- Two posts *(same finish as shelves).*
- Two "S" hooks per shelf.
- Shipped knocked-down.

Note: 54″ *(1372mm)* shelves available *(see page 6).*

EAGLEgard® finish standard with MICROGARD® protection.

See bottom of page 4 for details.

(•) MTS *(made to stock)* / ( ) MTO *(made to order)*

patented QuadTruss design

(Patent #5,390,803)

Patented QuadTruss® Design makes shelves up to 25% stronger and provides a retaining ledge for increased strength and product retention.

Models with 74″ *(1880mm)* Height

	length		weight		cu	EAGLEbrite®		chrome		VALU-MASTER®		Valu-Gard®		EAGLEgard®		stainless	
	in.	mm	lb.	kg	ft	model #	list	model #	list	model #	list	model #	list	model #	list	model #	list
18″ width *(457mm)*	24″	610	43	20	1.9	**A5-74-1824Z** •	499	**A5-74-1824C** •	517	**A5-74-1824V** •	534	**A5-74-1824VG** •	534	**A5-74-1824E** •	612	**A5-74-1824S** •	1828
	30″	762	50	23	2.3	**A5-74-1830Z** •	513	**A5-74-1830C** •	524	**A5-74-1830V** •	567	**A5-74-1830VG** •	567	**A5-74-1830E** •	632	**A5-74-1830S** •	1854
	36″	914	57	26	2.7	**A5-74-1836Z** •	525	**A5-74-1836C** •	538	**A5-74-1836V** •	587	**A5-74-1836VG** •	587	**A5-74-1836E** •	653	**A5-74-1836S** •	1867
	42″	1067	62	28	3.1	**A5-74-1842Z** •	592	**A5-74-1842C** •	624	**A5-74-1842V** •	672	**A5-74-1842VG** •	672	**A5-74-1842E** •	757	**A5-74-1842S** •	2184
	48″	1219	80	36	3.6	**A5-74-1848Z** •	592	**A5-74-1848C** •	624	**A5-74-1848V** •	672	**A5-74-1848VG** •	672	**A5-74-1848E** •	757	**A5-74-1848S** •	2184
	60″	1524	93	42	4.3	**A5-74-1860Z** •	671	**A5-74-1860C** •	716	**A5-74-1860V** •	797	**A5-74-1860VG** •	797	**A5-74-1860E** •	877	**A5-74-1860S** •	2713
	72″	1829	108	49	5.1	**A5-74-1872Z** •	822	**A5-74-1872C** •	829	**A5-74-1872V** •	897	**A5-74-1872VG** •	897	**A5-74-1872E** •	995	**A5-74-1872S** •	3174
21″ width *(533mm)*	24″	610	48	22	2.2	**A5-74-2124Z** •	539	**A5-74-2124C** •	583	**A5-74-2124V** •	596	**A5-74-2124VG** •	596	**A5-74-2124E** •	678	**A5-74-2124S**	2080
	30″	762	56	26	2.7	**A5-74-2130Z** •	552	**A5-74-2130C** •	597	**A5-74-2130V** •	629	**A5-74-2130VG** •	629	**A5-74-2130E** •	692	**A5-74-2130S**	2099
	36″	914	65	30	3.1	**A5-74-2136Z** •	572	**A5-74-2136C** •	616	**A5-74-2136V** •	641	**A5-74-2136VG** •	641	**A5-74-2136E** •	726	**A5-74-2136S** •	2111
	42″	1067	73	33	3.6	**A5-74-2142Z** •	638	**A5-74-2142C** •	696	**A5-74-2142V** •	733	**A5-74-2142VG** •	733	**A5-74-2142E** •	823	**A5-74-2142S**	2402
	48″	1219	80	36	4.1	**A5-74-2148Z** •	638	**A5-74-2148C** •	696	**A5-74-2148V** •	733	**A5-74-2148VG** •	733	**A5-74-2148E** •	823	**A5-74-2148S** •	2402
	60″	1524	101	46	5.1	**A5-74-2160Z** •	756	**A5-74-2160C** •	800	**A5-74-2160V** •	859	**A5-74-2160VG** •	859	**A5-74-2160E** •	943	**A5-74-2160S** •	3122
	72″	1829	113	51	7.7	**A5-74-2172Z** •	888	**A5-74-2172C** •	932	**A5-74-2172V** •	1017	**A5-74-2172VG** •	1017	**A5-74-2172E** •	1128	**A5-74-2172S**	3649
24″ width *(610mm)*	24″	610	53	24	2.5	**A5-74-2424Z** •	572	**A5-74-2424C** •	610	**A5-74-2424V** •	635	**A5-74-2424VG** •	635	**A5-74-2424E** •	732	**A5-74-2424S** •	2223
	30″	762	62	28	3.0	**A5-74-2430Z** •	584	**A5-74-2430C** •	630	**A5-74-2430V** •	669	**A5-74-2430VG** •	669	**A5-74-2430E** •	747	**A5-74-2430S** •	2238
	36″	914	73	33	3.6	**A5-74-2436Z** •	604	**A5-74-2436C** •	642	**A5-74-2436V** •	682	**A5-74-2436VG** •	682	**A5-74-2436E** •	759	**A5-74-2436S** •	2262
	42″	1067	81	37	3.7	**A5-74-2442Z** •	703	**A5-74-2442C** •	749	**A5-74-2442V** •	799	**A5-74-2442VG** •	799	**A5-74-2442E** •	905	**A5-74-2442S** •	2692
	48″	1219	90	41	4.6	**A5-74-2448Z** •	703	**A5-74-2448C** •	749	**A5-74-2448V** •	799	**A5-74-2448VG** •	799	**A5-74-2448E** •	905	**A5-74-2448S** •	2692
	60″	1524	113	51	5.7	**A5-74-2460Z** •	835	**A5-74-2460C** •	875	**A5-74-2460V** •	952	**A5-74-2460VG** •	952	**A5-74-2460E** •	1049	**A5-74-2460S** •	3233
	72″	1829	141	64	6.9	**A5-74-2472Z** •	934	**A5-74-2472C** •	1013	**A5-74-2472V** •	1090	**A5-74-2472VG** •	1090	**A5-74-2472E** •	1208	**A5-74-2472S** •	3972

Models with 86″ *(2184mm)* Height

	length		weight		cu	EAGLEbrite®		chrome		VALU-MASTER®		Valu-Gard®		EAGLEgard®		stainless	
	in.	mm	lb.	kg	ft	model #	list	model #	list	model #	list	model #	list	model #	list	model #	list
18″ width *(457mm)*	24″	610	45	20	3.7	**A5-86-1824Z** •	513	**A5-86-1824C** •	534	**A5-86-1824V** •	549	**A5-86-1824VG** •	549	**A5-86-1824E** •	627	**A5-86-1824S** •	1854
	30″	762	51	23	3.7	**A5-86-1830Z** •	525	**A5-86-1830C** •	540	**A5-86-1830V** •	582	**A5-86-1830VG** •	582	**A5-86-1830E** •	644	**A5-86-1830S** •	1880
	36″	914	56	25	3.7	**A5-86-1836Z** •	539	**A5-86-1836C** •	553	**A5-86-1836V** •	602	**A5-86-1836VG** •	602	**A5-86-1836E** •	666	**A5-86-1836S** •	1894
	42″	1067	66	30	4.7	**A5-86-1842Z** •	604	**A5-86-1842C** •	639	**A5-86-1842V** •	688	**A5-86-1842VG** •	688	**A5-86-1842E** •	771	**A5-86-1842S** •	2211
	48″	1219	71	32	4.7	**A5-86-1848Z** •	604	**A5-86-1848C** •	639	**A5-86-1848V** •	688	**A5-86-1848VG** •	688	**A5-86-1848E** •	771	**A5-86-1848S** •	2211
	60″	1524	96	44	6.2	**A5-86-1860Z** •	684	**A5-86-1860C** •	731	**A5-86-1860V** •	814	**A5-86-1860VG** •	814	**A5-86-1860E** •	889	**A5-86-1860S** •	2738
	72″	1829	111	50	7.2	**A5-86-1872Z** •	835	**A5-86-1872C** •	844	**A5-86-1872V** •	912	**A5-86-1872VG** •	912	**A5-86-1872E** •	1010	**A5-86-1872S** •	3200
21″ width *(533mm)*	24″	610	51	23	3.7	**A5-86-2124Z** •	552	**A5-86-2124C** •	599	**A5-86-2124V** •	611	**A5-86-2124VG** •	611	**A5-86-2124E** •	692	**A5-86-2124S**	2104
	30″	762	56	25	3.7	**A5-86-2130Z** •	565	**A5-86-2130C** •	612	**A5-86-2130V** •	643	**A5-86-2130VG** •	643	**A5-86-2130E** •	704	**A5-86-2130S**	2125
	36″	914	66	30	4.2	**A5-86-2136Z** •	584	**A5-86-2136C** •	632	**A5-86-2136V** •	658	**A5-86-2136VG** •	658	**A5-86-2136E** •	738	**A5-86-2136S** •	2137
	42″	1067	71	32	5.7	**A5-86-2142Z** •	652	**A5-86-2142C** •	711	**A5-86-2142V** •	751	**A5-86-2142VG** •	751	**A5-86-2142E** •	837	**A5-86-2142S**	2428
	48″	1219	81	37	5.7	**A5-86-2148Z** •	652	**A5-86-2148C** •	711	**A5-86-2148V** •	751	**A5-86-2148VG** •	751	**A5-86-2148E** •	837	**A5-86-2148S** •	2428
	60″	1524	101	46	6.7	**A5-86-2160Z** •	770	**A5-86-2160C** •	817	**A5-86-2160V** •	876	**A5-86-2160VG** •	876	**A5-86-2160E** •	955	**A5-86-2160S** •	3146
	72″	1829	131	59	8.2	**A5-86-2172Z** •	901	**A5-86-2172C** •	949	**A5-86-2172V** •	1034	**A5-86-2172VG** •	1034	**A5-86-2172E** •	1140	**A5-86-2172S**	3675
24″ width *(610mm)*	24″	610	56	25	4.2	**A5-86-2424Z** •	584	**A5-86-2424C** •	627	**A5-86-2424V** •	652	**A5-86-2424VG** •	652	**A5-86-2424E** •	747	**A5-86-2424S** •	2249
	30″	762	66	30	4.2	**A5-86-2430Z** •	598	**A5-86-2430C** •	644	**A5-86-2430V** •	684	**A5-86-2430VG** •	684	**A5-86-2430E** •	759	**A5-86-2430S** •	2262
	36″	914	76	35	4.2	**A5-86-2436Z** •	618	**A5-86-2436C** •	659	**A5-86-2436V** •	697	**A5-86-2436VG** •	697	**A5-86-2436E** •	772	**A5-86-2436S** •	2288
	42″	1067	86	39	6.2	**A5-86-2442Z** •	717	**A5-86-2442C** •	765	**A5-86-2442V** •	816	**A5-86-2442VG** •	816	**A5-86-2442E** •	918	**A5-86-2442S** •	2718
	48″	1219	91	41	6.2	**A5-86-2448Z** •	717	**A5-86-2448C** •	765	**A5-86-2448V** •	816	**A5-86-2448VG** •	816	**A5-86-2448E** •	918	**A5-86-2448S** •	2718
	60″	1524	116	53	7.7	**A5-86-2460Z** •	851	**A5-86-2460C** •	889	**A5-86-2460V** •	969	**A5-86-2460VG** •	969	**A5-86-2460E** •	1063	**A5-86-2460S** •	3260
	72″	1829	141	64	9.2	**A5-86-2472Z** •	948	**A5-86-2472C** •	1028	**A5-86-2472V** •	1106	**A5-86-2472VG** •	1106	**A5-86-2472E** •	1223	**A5-86-2472S** •	3999

Add-A-Shelf® (NSF)

see spec sheet **EG01.11A**





Add-A-Shelf® Collars

allows addition or removal of shelf without breaking down the entire unit.

description	model #	list
set of four	**A208891**	13

- *One set of four included with each shelf.*
- *Must be used with split sleeves. To order: Model # **PLASTIC SPLIT SLEEVES**, list (per set of four): $5.*

WEIGHT CAPACITY:

- 300 lb. *(136.1 kg)*; per shelf. - using an evenly distributed load.

Note: Top and bottom shelves of unit must be standard shelves. Post are sold separately.

(For Chrome finish, see page 6; for black, red, or white epoxy, see page 60).

WARNING:

- Use Add-A-Shelf® shelves for intermediate shelves. Add-A-Shelf® is not recommended for mobile applications.

(•) MTS *(made to stock)* / ( ) MTO *(made to order)*

patented QuadTruss design

(Patent #5,390,803)

Patented QuadTruss® Design

makes shelves up to 25% stronger and provides a retaining ledge for increased strength and product retention.

Add-A-Shelf® Adjustable Shelves - Patent # 5,884,567

	t length		weight		cu	EAGLEbrite®		chrome		black		red		white	
	in.	mm	lb.	kg	ft	model #	list	model #	list	model #	list	model #	list	model #	list
14″ width *(356mm)*	36″	914	8	3.6	0.5	**A1436Z**	84	**A1436C** •	90	**A1436BL** •	91	**A1436R**	91	**A1436W**	91
	48″	1219	10	4.5	0.7	**A1448Z**	94	**A1448C** •	103	**A1448BL**	104	**A1448R**	104	**A1448W**	104
18″ width *(457mm)*	36″	914	9	4.1	0.7	**A1836Z**	91	**A1836C** •	94	**A1836BL**	95	**A1836R**	95	**A1836W**	95
	48″	1219	12	5.5	0.9	**A1848Z**	106	**A1848C** •	112	**A1848BL**	113	**A1848R**	113	**A1848W**	113
	60″	1524	15	6.8	1.0	**A1860Z**	126	**A1860C**	131	**A1860BL**	132	**A1860R**	132	**A1860W**	132
21″ width *(533mm)*	36″	914	11	5.0	0.8	**A2136Z**	103	**A2136C**	109	**A2136BL**	112	**A2136R**	112	**A2136W**	112
	48″	1219	14	6.4	1.1	**A2148Z**	117	**A2148C**	127	**A2148BL**	128	**A2148R**	128	**A2148W**	128
	60″	1524	17	7.7	1.3	**A2160Z**	139	**A2160C**	156	**A2160BL**	157	**A2160R**	157	**A2160W**	157
24″ width *(610mm)*	36″	914	13	5.9	0.8	**A2436Z**	108	**A2436C** •	117	**A2436BL**	120	**A2436R**	120	**A2436W**	120
	48″	1219	16	7.3	1.2	**A2448Z**	128	**A2448C** •	138	**A2448BL**	139	**A2448R**	139	**A2448W**	139
	60″	1524	21	9.5	1.5	**A2460Z**	156	**A2460C** •	177	**A2460BL**	178	**A2460R**	178	**A2460W**	178

PACKAGING:

- 36″ and 48″ lengths: Four per box.
- 60″ lengths: Two per box.
- Four pairs split sleeves per shelf.
- Four-pack collars per shelf.

Add-A-Shelf® Reverse Mat Shelves - Patent # 5,884,567

	length		weight		cu	EAGLEbrite®		chrome		black		red		white	
	in.	mm	lb.	kg	ft	model #	list	model #	list	model #	list	model #	list	model #	list
14″ width *(356mm)*	36″	914	8	3.6	0.5	**D1436Z**	86	**D1436C**	94	**D1436BL**	95	**D1436R**	95	**D1436W**	95
	48″	1219	10	4.5	0.7	**D1448Z**	96	**D1448C**	105	**D1448BL**	106	**D1448R**	106	**D1448W**	106
18″ width *(457mm)*	36″	914	9	4.1	0.7	**D1836Z**	95	**D1836C**	96	**D1836BL**	98	**D1836R**	98	**D1836W**	98
	48″	1219	12	5.5	0.9	**D1848Z**	109	**D1848C**	114	**D1848BL**	115	**D1848R**	115	**D1848W**	115
21″ width *(533mm)*	36″	914	11	5.0	0.8	**D2136Z**	105	**D2136C**	113	**D2136BL**	114	**D2136R**	114	**D2136W**	114
	48″	1219	14	6.4	1.1	**D2148Z**	122	**D2148C**	131	**D2148BL**	132	**D2148R**	132	**D2148W**	132
24″ width *(610mm)*	36″	914	13	5.9	0.8	**D2436Z**	112	**D2436C**	122	**D2436BL**	123	**D2436R**	123	**D2436W**	123
	48″	1219	16	7.3	1.2	**D2448Z**	132	**D2448C**	141	**D2448BL**	143	**D2448R**	143	**D2448W**	143



HOW TO ASSEMBLE: Add-A-Shelf® Collar

Numerically calibrated grooved posts, tapered plastic split sleeves and shelf collars combine to make shelving assembly a SIMPLE 3 STEP EXERCISE:



Snap split sleeves onto post over the number of your choice.



Slide collar over split sleeves. When together, a positive lock is created without the use of tools.



Place shelf over collar to complete.



Add-A-Shelf® as a merchandise display unit

100 Industrial Boulevard, Clayton, DE 19938-8903 U.S.A.
Phone: 302-653-3000. Fax: 302-653-2065
http://www.eaglemhc.com

EAGLE MHC Division
Material Handling, Healthcare & Cleanroom Equipment

Posts for Add-A-Shelf®

see spec sheet **EG01.11A**

(•) MTS *(made to stock)* / ( ) MTO *(made to order)*



post height		weight		cu	EAGLEbrite®		chrome		black		red		white	
in.	mm	lb.	kg	ft	model #	list	model #	list	model #	list	model #	list	model #	list
7″	178	0.8	0.4	0.1	**P7-Z** •	15	**P7-C**	17	**P7-BL**	18	**P7-R**	18	**P7-W**	18
14″	356	1.0	0.5	0.1	**P14-Z** •	18	**P14-C** •	19	**P14-BL** •	20	**P14-R**	20	**P14-W**	20
33″	838	2.0	0.9	0.1	**P33-Z** •	22	**P33-C** •	23	**P33-BL** •	25	**P33-R**	25	**P33-W**	25
54″	1372	3.0	1.4	0.1	**P54-Z** •	28	**P54-C** •	30	**P54-BL** •	31	**P54-R**	31	**P54-W**	31
63″	1600	3.5	1.8	0.3	**P63-Z** •	30	**P63-C** •	31	**P63-BL** •	33	**P63-R**	33	**P63-W**	33
74″	1880	4.0	1.8	0.5	**P74-Z** •	31	**P74-C** •	35	**P74-BL** •	37	**P74-R**	37	**P74-W**	37
86″	2184	5.0	2.3	0.8	**P86-Z** •	39	**P86-C** •	42	**P86-BL** •	43	**P86-R**	43	**P86-W**	43

Add-A-Shelf® Post Clamps

see spec sheet **EG01.11A**



stainless steel		black epoxy	
model #	list	model #	list
ADD-A-CLAMP	10	**ADD-A-CLAMP-BL**	15

Add-A-Shelf® Starter Units (NSF)

see spec sheet **EG01.11B**



KIT INCLUDES:

- Two standard shelves.
- Two Add-A-Shelf® shelves.
- Four Redi-Pak® posts.
- Four bags of split sleeves.
- Two bags of Add-A-Shelf® collars.

ALL IN ONE BOX
LOWERING SHIPPING COST!

FEATURES:

- Front edge of shelf can be lowered 4″ *(102mm)* to create slanted shelf.

Note: Top and bottom shelves of unit must be standard shelves.

WARNING:

- Use Add-A-Shelf® shelves for intermediate shelves. Add-A-Shelf® is not recommended for mobile applications.

patented QuadTruss design

(Patent #5,390,803)

Patented QuadTruss® Design
makes shelves up to 25% stronger and provides a retaining ledge for increased strength and product retention.

			Units with 63″ *(1600mm)* Posts				Units with 74″ *(1880mm)* Posts			
	length		chrome		black epoxy		chrome		black epoxy	
	in.	mm	model #	list	model #	list	model #	list	model #	list
14″ width *(356mm)*	36″	914	**RS4-63-A1436C**	640	**RS4-63-A1436BL**	648	**RS4-74-A1436C**	682	**RS4-74-A1436BL**	688
	48″	1219	**RS4-63-A1448C**	683	**RS4-63-A1448BL**	689	**RS4-74-A1448C**	723	**RS4-74-A1448BL**	730
18″ width *(457mm)*	36″	914	**RS4-63-A1836C**	684	**RS4-63-A1836BL**	691	**RS4-74-A1836C**	728	**RS4-74-A1836BL**	733
	48″	1219	**RS4-63-A1848C**	739	**RS4-63-A1848BL**	747	**RS4-74-A1848C**	782	**RS4-74-A1848BL**	790
21″ width *(533mm)*	36″	914	**RS4-63-A2136C**	703	**RS4-63-A2136BL**	710	**RS4-74-A2136C**	747	**RS4-74-A2136BL**	754
	48″	1219	**RS4-63-A2148C**	774	**RS4-63-A2148BL**	786	**RS4-74-A2148C**	817	**RS4-74-A2148BL**	825
24″ width *(610mm)*	36″	914	**RS4-63-A2436C**	747	**RS4-63-A2436BL**	754	**RS4-74-A2436C**	788	**RS4-74-A2436BL**	795
	48″	1219	**RS4-63-A2448C**	853	**RS4-63-A2448BL**	860	**RS4-74-A2448C**	891	**RS4-74-A2448BL**	900

Redi-Pak® Wire Shelving Units NSF

see spec sheet **EG01.26**





Packed and shipped in one box.

SAVES UP TO 50%
ON SHIPPING COSTS!

4-Shelf Units:
- Four wire shelves.
- Four two-piece posts.

5-Shelf Units:
- Five wire shelves.
- Four two-piece posts.

Can be shipped UPS.

(•) MTS *(made to stock)* / ( ) MTO *(made to order)*

patented QuadTruss design

(Patent #5,390,803)

Patented QuadTruss® Design
makes shelves up to 25% stronger and provides a retaining ledge for increased strength and product retention.

(•) MTS *(made to stock)* / ( ) MTO *(made to order)*

4-Shelf Units, 63″ *(1600mm)* Height

	length		weight		cu	EAGLEbrite®		chrome		VALU-MASTER®		Valu-Gard®		EAGLEgard®	
	in.	mm	lb.	kg	ft	model #	list	model #	list	model #	list	model #	list	model #	list
18″ width *(457mm)*	36″	914	52	23.6	2.8	**1836Z63**	553	**1836C63**	588	**1836V63**	632	**1836VG63**	632	**1836E63**	715
	48″	1219	64	29.0	3.6	**1848Z63**	624	**1848C63**	669	**1848V63**	719	**1848VG63**	719	**1848E63**	819
	60″	1524	84	38.1	4.8	**1860Z63**	733	**1860C63**	757	**1860V63**	817	**1860VG63**	817	**1860E63**	934
24″ width *(610mm)*	36″	914	68	30.8	3.2	**2436Z63**	631	**2436C63**	686	**2436V63**	738	**2436VG63**	738	**2436E63**	827
	48″	1219	80	36.3	4.8	**2448Z63**	724	**2448C63**	791	**2448V63**	851	**2448VG63**	851	**2448E63**	976
	60″	1524	100	45.4	6.0	**2460Z63**	847	**2460C63**	919	**2460V63**	987	**2460VG63**	987	**2460E63**	1110

4-Shelf Units, 74″ *(1880mm)* Height

	length		weight		cu	EAGLEbrite®		chrome		VALU-MASTER®		Valu-Gard®		EAGLEgard®	
	in.	mm	lb.	kg	ft	model #	list	model #	list	model #	list	model #	list	model #	list
18″ width *(457mm)*	36″	914	52	23.6	2.8	**1836Z74**	562	**1836C74**	599	**1836V74**	643	**1836VG74**	643	**1836E74**	717
	48″	1219	74	33.6	3.6	**1848Z74**	652	**1848C74**	694	**1848V74**	747	**1848VG74**	747	**1848E74**	845
	60″	1524	84	38.1	4.8	**1860Z74**	733	**1860C74**	774	**1860V74**	835	**1860VG74**	835	**1860E74**	992
24″ width *(610mm)*	36″	914	68	30.8	3.2	**2436Z74**	653	**2436C74**	697	**2436V74**	751	**2436VG74**	751	**2436E74**	844
	48″	1219	80	36.3	4.8	**2448Z74**	757	**2448C74**	814	**2448V74**	875	**2448VG74**	875	**2448E74**	1011
	60″	1524	100	45.4	6.0	**2460Z74**	881	**2460C74**	943	**2460V74**	1014	**2460VG74**	1014	**2460E74**	1140

5-Shelf Units, 63″ *(1600mm)* Height

	length		weight		cu	EAGLEbrite®		chrome		VALU-MASTER®		Valu-Gard®		EAGLEgard®	
	in.	mm	lb.	kg	ft	model #	list	model #	list	model #	list	model #	list	model #	list
18″ width *(457mm)*	36″	914	61	27.7	3.5	**1836Z63-5**	666	**1836C63-5**	709	**1836V63-5**	761	**1836VG63-5**	761	**1836E63-5**	851
	48″	1219	76	34.5	4.5	**1848Z63-5**	761	**1848C63-5**	811	**1848V63-5**	873	**1848VG63-5**	873	**1848E63-5**	998
	60″	1524	101	45.8	6.0	**1860Z63-5**	831	**1860C63-5**	929	**1860V63-5**	1001	**1860VG63-5**	1001	**1860E63-5**	1147
24″ width *(610mm)*	36″	914	81	36.7	4.0	**2436Z63-5**	774	**2436C63-5**	837	**2436V63-5**	897	**2436VG63-5**	897	**2436E63-5**	1010
	48″	1219	96	43.6	6.0	**2448Z63-5**	896	**2448C63-5**	981	**2448V63-5**	1054	**2448VG63-5**	1054	**2448E63-5**	1097
	60″	1524	121	54.9	7.5	**2460Z63-5**	1047	**2460C63-5**	1111	**2460V63-5**	1197	**2460VG63-5**	1197	**2460E63-5**	1355

5-Shelf Units, 74″ *(1880mm)* Height

	length		weight		cu	EAGLEbrite®		chrome		VALU-MASTER®		Valu-Gard®		EAGLEgard®	
	in.	mm	lb.	kg	ft	model #	list	model #	list	model #	list	model #	list	model #	list
18″ width *(457mm)*	36″	914	61	27.7	3.5	**1836Z74-5**	667	**1836C74-5**	734	**1836V74-5**	791	**1836VG74-5**	791	**1836E74-5**	891
	48″	1219	76	34.5	4.5	**1848Z74-5**	787	**1848C74-5**	845	**1848V74-5**	913	**1848VG74-5**	913	**1848E74-5**	1037
	60″	1524	101	45.8	6.0	**1860Z74-5**	845	**1860C74-5**	961	**1860V74-5**	1035	**1860VG74-5**	1035	**1860E74-5**	1192
24″ width *(610mm)*	36″	914	81	36.7	4.0	**2436Z74-5**	798	**2436C74-5**	869	**2436V74-5**	932	**2436VG74-5**	932	**2436E74-5**	1049
	48″	1219	96	43.6	6.0	**2448Z74-5**	926	**2448C74-5**	1009	**2448V74-5**	1085	**2448VG74-5**	1085	**2448E74-5**	1241
	60″	1524	121	54.9	7.5	**2460Z74-5**	1076	**2460C74-5**	1140	**2460V74-5**	1225	**2460VG74-5**	1225	**2460E74-5**	1396

100 Industrial Boulevard, Clayton, DE 19938-8903 U.S.A.
Phone: 302-653-3000. Fax: 302-653-2065
http://www.eaglemhc.com

EAGLE MHC Division
Material Handling, Healthcare & Cleanroom Equipment

Redi-Pak® Utility Carts

see spec sheet **EG01.10**



Packed and shipped in one box.

SAVES UP TO 50% ON SHIPPING COSTS!



Easy handling and inventory tracking!

WEIGHT CAPACITY:
- Medium-duty 500 lb. *(227 kg)*.

INCLUDES:
- 36½″ *(927mm)* height.
- One handle.
- Two posts.
- Four resilient 4″ *(102mm)* casters with donut bumpers.
- Either two or three chrome shelves with built-in 1″ *(25mm)* ledge on three sides.

Can be shipped UPS.

(•) MTS *(made to stock)* / ( ) MTO *(made to order)*

				2-Shelf Unit				3-Shelf Unit			
	length		cubic	weight				weight			
width	in.	mm	feet	lb.	kg	model #	list	lbs.	kg	model #	list
18″ *(457mm)*	36″	914	3.0	38	17.2	**U2-1836C-RP**	448	45	20.4	**U3-1836C-RP**	540

patented QuadTruss design

(Patent #5,390,803)

Reverse Mat Shelves

see spec sheet **EG01.03E**

WEIGHT CAPACITY:
- 250 lb. *(113 kg)*; per shelf.

(•) MTS *(made to stock)* / ( ) MTO *(made to order)*

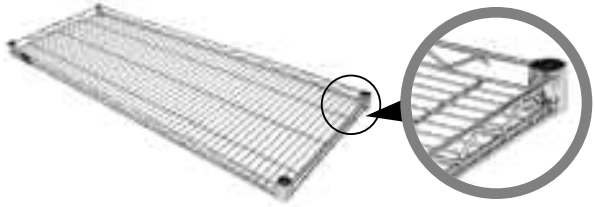

Shelves have built-in ledges which prevent contents from falling off!

patented QuadTruss design

(Patent #5,390,803)

Patented QuadTruss® Design makes shelves up to 25% stronger and provides a retaining ledge for increased strength and product retention.

	length		weight		cu	EAGLEbrite®		chrome		black		red		white	
	in.	mm	lb.	kg	ft	model #	list	model #	list	model #	list	model #	list	model #	list
14″ width *(356mm)*	36″	914	7	3.2	0.5	**RM1436Z**	74	**RM1436C**	85	**RM1436BL**	86	**RM1436R**	86	**RM1436W**	86
	48″	1219	10	4.5	0.7	**RM1448Z**	87	**RM1448C**	96	**RM1448BL** •	98	**RM1448R**	98	**RM1448W**	98
18″ width *(457mm)*	36″	914	9	4.1	0.7	**RM1836Z**	87	**RM1836C**	87	**RM1836BL**	88	**RM1836R**	88	**RM1836W**	88
	48″	1219	11	4.9	0.9	**RM1848Z**	101	**RM1848C**	105	**RM1848BL**	106	**RM1848R**	106	**RM1848W**	106
21″ width *(533mm)*	36″	914	11	4.9	0.8	**RM2136Z**	96	**RM2136C**	104	**RM2136BL**	105	**RM2136R**	105	**RM2136W**	105
	48″	1219	13	5.9	1.1	**RM2148Z**	109	**RM2148C**	122	**RM2148BL**	123	**RM2148R**	123	**RM2148W**	123
24″ width *(610mm)*	24″	610	9	4.1	0.8	**RM2424Z**	96	**RM2424C**	103	**RM2424BL**	104	**RM2424R**	104	**RM2424W**	104
	36″	914	12	5.4	0.8	**RM2436Z**	103	**RM2436C**	109	**RM2436BL**	112	**RM2436R**	112	**RM2436W**	112
	48″	1219	15	6.8	1.2	**RM2448Z**	123	**RM2448C**	132	**RM2448BL**	133	**RM2448R**	133	**RM2448W**	133

Label Holders for Reverse Mat Shelves

see spec sheet **EG01.03E**



length		fits shelf size			
in.	mm	in.	mm	model #	list
3¼″	83	all		**A225494**	6
13″	330	18″	457	**A225512**	13
19″	483	24″	610	**A225513**	17
25″	635	30″	762	**A225514**	19
31″	787	36″	914	**A225515**	31
43″	1092	48″	1219	**A225516**	35
45″	1143	48″	1219	**A225517**	60
55″	1397	60″	1524	**A225518**	62
67″	1702	72″	1829	**A225519**	65

FEATURES:
- Clear plastic.
- Snaps onto shelf edge.
- Provides easy identification of shelf contents or section.
- Holds 1¼″ *(32mm)* high labels.

Note: These also work on standard shelves.

Hybrid Shelves

see spec sheet **EG01.46**



four-post system with hybrid shelves

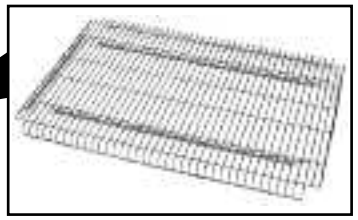

hybrid shelf

FEATURES:

- Shelves mount over two crossbraces of a four-post high-density system.
- Available for new systems or can be retrofitted to existing systems.
- Can be mixed or matched with solid metal shelves as required.
- Load tested to 250 lbs. *(113.4 kg).*
- Open-wire construction.

PACKAGING:

- 24″-48″ *(610-1219mm)* lengths: Four per box.

Additional Side-to-Side Partitions for Optional Center Stop Assemblies

length		EAGLEbrite®	
in.	mm	model #	list
30″	762	**A219390**	56
36″	914	**A219391**	86
42″	1067	**A219392**	94
48″	1219	**A219393**	100



Optional Center Stop Assemblies

- For Standard Four-Post Series only.
- Comes with one side-to-side partition that interlocks with two front-to-back ledges to form an “H”.

Standard Four-Post Series

	length		EAGLEbrite®		VALU-MASTER®		stainless steel		EAGLEbrite®		VALU-MASTER®		stainless steel	
	in.	mm	model #	list	model #	list	model #	list	model #	list	model #	list	model #	list
12″ width *(305mm)*	24″	610	**SP1224Z**	84	**SP1224V**	91	**SP1224S**	142	**SPD1224-Z**	111	**SPD1224-V**	119	**SPD1224-S**	192
	36″	914	**SP1236Z**	93	**SP1236V**	100	**SP1236S**	199	**SPD1236-Z**	120	**SPD1236-V**	133	**SPD1236-S**	268
	42″	1067	**SP1242Z**	97	**SP1242V**	118	**SP1242S**	220	**SPD1242-Z**	131	**SPD1242-V**	157	**SPD1242-S**	291
	48″	1219	**SP1248Z**	119	**SP1248V**	123	**SP1248S**	225	**SPD1248-Z**	159	**SPD1248-V**	165	**SPD1248-S**	297
15″ width *(381mm)*	30″	762	**SP1530Z**	91	**SP1530V**	94	**SP1530S**	155	**SPD1530-Z**	157	**SPD1530-V**	165	**SPD1530-S**	202
	36″	914	**SP1536Z**	100	**SP1536V**	107	**SP1536S**	208	**SPD1536-Z**	198	**SPD1536-V**	207	**SPD1536-S**	278
	42″	1067	**SP1542Z**	118	**SP1542V**	123	**SP1542S**	227	**SPD1542-Z**	207	**SPD1542-V**	222	**SPD1542-S**	302
	48″	1219	**SP1548Z**	123	**SP1548V**	130	**SP1548S**	233	**SPD1548-Z**	220	**SPD1548-V**	228	**SPD1548-S**	313
16″ width *(406mm)*	30″	762	**SP1630Z**	95	**SP1630V**	100	**SP1630S**	156	**SPD1630-Z**	163	**SPD1630-V**	172	**SPD1630-S**	205
	36″	914	**SP1636Z**	107	**SP1636V**	111	**SP1636S**	181	**SPD1636-Z**	202	**SPD1636-V**	210	**SPD1636-S**	243
	42″	1067	**SP1642Z**	120	**SP1642V**	127	**SP1642S**	210	**SPD1642-Z**	209	**SPD1642-V**	225	**SPD1642-S**	285
	48″	1219	**SP1648Z**	130	**SP1648V**	133	**SP1648S**	238	**SPD1648-Z**	225	**SPD1648-V**	233	**SPD1648-S**	317
18″ width *(457mm)*	30″	762	**SP1830Z**	97	**SP1830V**	103	**SP1830S**	172	**SPD1830-Z**	165	**SPD1830-V**	173	**SPD1830-S**	227
	36″	914	**SP1836Z**	108	**SP1836V**	115	**SP1836S**	201	**SPD1836-Z**	205	**SPD1836-V**	220	**SPD1836-S**	270
	42″	1067	**SP1842Z**	120	**SP1842V**	127	**SP1842S**	233	**SPD1842-Z**	209	**SPD1842-V**	228	**SPD1842-S**	313
	48″	1219	**SP1848Z**	130	**SP1848V**	133	**SP1848S**	265	**SPD1848-Z**	226	**SPD1848-V**	238	**SPD1848-S**	351
21″ width *(533mm)*	30″	762	**SP2130Z**	107	**SP2130V**	111	**SP2130S**	190	**SPD2130-Z**	172	**SPD2130-V**	180	**SPD2130-S**	251
	36″	914	**SP2136Z**	118	**SP2136V**	123	**SP2136S**	225	**SPD2136-Z**	209	**SPD2136-V**	225	**SPD2136-S**	297
	42″	1067	**SP2142Z**	127	**SP2142V**	132	**SP2142S**	255	**SPD2142-Z**	225	**SPD2142-V**	233	**SPD2142-S**	342
	48″	1219	**SP2148Z**	135	**SP2148V**	142	**SP2148S**	289	**SPD2148-Z**	231	**SPD2148-V**	243	**SPD2148-S**	384
24″ width *(610mm)*	30″	762	**SP2430Z**	120	**SP2430V**	127	**SP2430S**	245	**SPD2430-Z**	180	**SPD2430-V**	190	**SPD2430-S**	328
	36″	914	**SP2436Z**	123	**SP2436V**	130	**SP2436S**	289	**SPD2436-Z**	223	**SPD2436-V**	232	**SPD2436-S**	384
	42″	1067	**SP2442Z**	151	**SP2442V**	157	**SP2442S**	334	**SPD2442-Z**	228	**SPD2442-V**	241	**SPD2442-S**	449
	48″	1219	**SP2448Z**	156	**SP2448V**	163	**SP2448S**	370	**SPD2448-Z**	240	**SPD2448-V**	250	**SPD2448-S**	498
30″ width *(762mm)*	30″	762	**SP3030Z**	142	**SP3030V**	155	**SP3030S**	291	**SPD3030-Z**	197	**SPD3030-V**	205	**SPD3030-S**	388
	36″	914	**SP3036Z**	151	**SP3036V**	157	**SP3036S**	335	**SPD3036-Z**	238	**SPD3036-V**	247	**SPD3036-S**	450
	42″	1067	**SP3042Z**	172	**SP3042V**	177	**SP3042S**	393	**SPD3042-Z**	245	**SPD3042-V**	260	**SPD3042-S**	524
	48″	1219	**SP3048Z**	184	**SP3048V**	195	**SP3048S**	434	**SPD3048-Z**	255	**SPD3048-V**	270	**SPD3048-S**	584
32″ width *(813mm)*	36″	914	**SP3236Z**	160	**SP3236V**	167	**SP3236S**	341	**SPD3236-Z**	278	**SPD3236-V**	294	**SPD3236-S**	455
	42″	1067	**SP3242Z**	185	**SP3242V**	197	**SP3242S**	341	**SPD3242-Z**	291	**SPD3242-V**	305	**SPD3242-S**	455
	48″	1219	**SP3248Z**	198	**SP3248V**	207	**SP3248S**	444	**SPD3248-Z**	299	**SPD3248-V**	315	**SPD3248-S**	591
36″ width *(914mm)*	36″	914	**SP3636Z**	177	**SP3636V**	190	**SP3636S**	442	**SPD3636-Z**	289	**SPD3636-V**	302	**SPD3636-S**	590
	42″	1067	**SP3642Z**	195	**SP3642V**	202	**SP3642S**	508	**SPD3642-Z**	299	**SPD3642-V**	315	**SPD3642-S**	676
	48″	1219	**SP3648Z**	202	**SP3648V**	217	**SP3648S**	577	**SPD3648-Z**	309	**SPD3648-V**	324	**SPD3648-S**	767

100 Industrial Boulevard, Clayton, DE 19938-8903 U.S.A.
Phone: 302-653-3000. Fax: 302-653-2065
http://www.eaglemhc.com

EAGLE MHC Division
Material Handling, Healthcare & Cleanroom Equipment

Hybrid Shelves (Cont.)

see spec sheet EG01.46

Case Work Series

	length in.	length mm	EAGLEbrite® model #	EAGLEbrite® list	VALU-MASTER® model #	VALU-MASTER® list	stainless steel model #	stainless steel list
12″ width (305mm)	28″	711	SPL1224Z	84	SPL1224V	91	SPL1224S	142
	34″	864	SPL1236Z	93	SPL1236V	100	SPL1236S	199
	40″	1016	SPL1242Z	97	SPL1242V	118	SPL1242S	220
	46″	1168	SPL1248Z	119	SPL1248V	123	SPL1248S	225
15″ width (381mm)	28″	711	SPL1530Z	91	SPL1530V	94	SPL1530S	155
	34″	864	SPL1536Z	100	SPL1536V	107	SPL1536S	208
	40″	1016	SPL1542Z	118	SPL1542V	123	SPL1542S	227
	46″	1168	SPL1548Z	123	SPL1548V	130	SPL1548S	233
16″ width (406mm)	28″	711	SPL1630Z	95	SPL1630V	100	SPL1630S	156
	34″	864	SPL1636Z	107	SPL1636V	111	SPL1636S	181
	40″	1016	SPL1642Z	120	SPL1642V	127	SPL1642S	210
	46″	1168	SPL1648Z	130	SPL1648V	133	SPL1648S	238
18″ width (457mm)	28″	711	SPL1830Z	97	SPL1830V	103	SPL1830S	172
	34″	864	SPL1836Z	108	SPL1836V	115	SPL1836S	201
	40″	1016	SPL1842Z	120	SPL1842V	127	SPL1842S	233
	46″	1168	SPL1848Z	130	SPL1848V	133	SPL1848S	265
21″ width (533mm)	28″	711	SPL2130Z	107	SPL2130V	111	SPL2130S	190
	34″	864	SPL2136Z	118	SPL2136V	123	SPL2136S	225
	40″	1016	SPL2142Z	127	SPL2142V	132	SPL2142S	255
	46″	1168	SPL2148Z	135	SPL2148V	142	SPL2148S	289
24″ width (610mm)	28″	711	SPL2430Z	120	SPL2430V	127	SPL2430S	245
	34″	864	SPL2436Z	123	SPL2436V	130	SPL2436S	289
	40″	1016	SPL2442Z	151	SPL2442V	157	SPL2442S	334
	46″	1168	SPL2448Z	156	SPL2448V	163	SPL2448S	370
30″ width (762mm)	28″	711	SPL3030Z	142	SPL3030V	155	SPL3030S	291
	34″	864	SPL3036Z	151	SPL3036V	157	SPL3036S	335
	40″	1016	SPL3042Z	172	SPL3042V	177	SPL3042S	393
	46″	1168	SPL3048Z	184	SPL3048V	195	SPL3048S	434
32″ width (813mm)	34″	864	SPL3236Z	160	SPL3236V	167	SPL3236S	341
	40″	1016	SPL3242Z	185	SPL3242V	197	SPL3242S	341
	46″	1168	SPL3248Z	198	SPL3248V	207	SPL3248S	444
36″ width (914mm)	34″	864	SPL3636Z	177	SPL3636V	190	SPL3636S	442
	40″	1016	SPL3642Z	195	SPL3642V	202	SPL3642S	508
	46″	1168	SPL3648Z	202	SPL3648V	217	SPL3648S	577

Wire Basket Utility Carts (NSF)

see spec sheet EG01.35

FEATURES:

- Includes four 4″ *(102mm)* swivel stem casters with bumpers and two push handles.
- 40″ *(1016mm)* overall cart height.

description	weight lbs.	weight kg	model #	list
1 chrome basket shelf, 1 chrome standard shelf	31	14.1	WBC1836C-1B1W	452
2 chrome basket shelves	32	14.5	WBC1836C-2B	399



Replacement Wire Basket Shelf — 400-lb. (181.4 kg) weight capacity.

width x length in.	width x length mm	weight lbs.	weight kg	chrome model #	chrome list
18″ x 36″	457 x 914	10	4.5	WBS1836C	130



Stainless Utility Carts (NSF)

see spec sheet EG01.42

FEATURES:

- Type 430 stainless steel construction.
- Three stainless steel hemmed shelves welded to angle legs.
- Galvanized bottom channel frame featuring four 4″ *(102mm)* swivel plate casters.
- 1″-diameter handle on one end.

Shelves are hemmed for further strength and stability!



#UUC-322

Standard Duty Carts — 500-lb. weight capacity.

overall width x length x height in.	overall width x length x height mm	shelf width x length (inner dimensions) in.	shelf width x length (inner dimensions) mm	shelf clearance in.	shelf clearance mm	weight lbs.	weight kg	with * standard upturns model #	with * standard upturns list	with upturn on all sides of all shelves model #	with upturn on all sides of all shelves list
16¾″ x 29⅝″ x 32″	426 x 753 x 813	16½″ x 25⅝″	419 x 643	12½″	318	29	13.2	UC-311	915	UUC-311	949
19″ x 33″ x 32″	483 x 838 x 813	18¾″ x 28 1⁄16″	476 x 729	12½″	318	32	14.5	UC-322	941	UUC-322	976

* Upturn on sides and rear of top and center shelves.

A highly flexible and maneuverable transport product which can be configured in either wire or solid shelves, or a combination of both.

Medium Duty Utility Carts (NSF)

see spec sheet **EG01.10**



patented QuadTruss design

(Patent #5,390,803)

Patented QuadTruss® Design
makes shelves up to 25% stronger and provides a retaining ledge for increased strength and product retention.

WEIGHT CAPACITY:
- 500 lb. *(227 kg)* maximum.

INCLUDES:
- Two utility handles.
- Four resilient rubber casters.
- 18″ wide carts have 4″ *(102mm)* casters.
- 21″ and 24″ carts have 5″ *(127mm)* casters.

Note: For conductive use, order aluminum split sleeves or plastic conductive split sleeves *(page 47)*, and optional grounding cable or anti-static drag chain *(page 168)*.

See page 29 for optional stainless steel handles.

(•) MTS *(made to stock)* / ( ) MTO *(made to order)*

2-Shelf Units

	width	length in.	length mm	cu ft	weight lbs.	weight kg	EAGLEbrite® model #	EAGLEbrite® list	chrome model #	chrome list	stainless steel model #	stainless steel list
40″ height* (1016mm)	18″ (457mm)	24″	610	2.5	32	14.5	EU2-1824Z•	384	EU2-1824C•	388	EU2-1824S	956
		30″	762	2.5	35	15.8	EU2-1830Z•	394	EU2-1830C•	399	EU2-1830S	1038
		36″	914	2.5	38	17.2	EU2-1836Z•	401	EU2-1836C•	404	EU2-1836S	1095
including casters	21″ (533mm)	36″	914	2.9	42	19.1	EU2-2136Z•	437	EU2-2136C•	454	EU2-2136S	1224
	24″ (610mm)	36″	914	2.9	45	20.4	EU2-2436Z•	454	EU2-2436C•	470	EU2-2436S	1291

* Stainless steel cart are 40″ *(1016mm)* height. Chrome carts 37¾″ *(959mm)* height including casters.

3-Shelf Units

	width	length in.	length mm	cu ft	weight lbs.	weight kg	EAGLEbrite® model #	EAGLEbrite® list	chrome model #	chrome list	stainless steel model #	stainless steel list
40″ height* (1016mm)	18″ (457mm)	24″	610	2.5	37	16.7	EU3-1824Z•	470	EU3-1824C•	475	EU3-1824S	1225
		30″	762	2.5	41	18.5	EU3-1830Z•	482	EU3-1830C•	490	EU3-1830S	1348
		36″	914	2.5	45	20.4	EU3-1836Z•	496	EU3-1836C•	499	EU3-1836S	1429
including casters	21″ (533mm)	36″	914	2.9	48	21.8	EU3-2136Z•	539	EU3-2136C•	562	EU3-2136S	1604
	24″ (610mm)	36″	914	2.9	58	26.3	EU3-2436Z•	561	EU3-2436C•	587	EU3-2436S	1708

* Stainless steel cart are 40″ *(1016mm)* height. Chrome carts 37¾″ *(959mm)* height including casters.

Utility Carts with Solid Shelf (NSF)

see spec sheet **EG01.10**



patented QuadTruss design

(Patent #5,390,803)

Patented QuadTruss® Design
makes shelves up to 25% stronger and provides a retaining ledge for increased strength and product retention.

INCLUDES:
- Two chrome handles.
- Four casters.
- Two chrome finish open-wire shelves.
- One stainless steel solid shelf.

Note: For conductive use, order aluminum split sleeves or plastic conductive split sleeves *(page 47)*, and optional grounding cable or anti-static drag chain *(page 168)*.

See page 29 for optional stainless steel handles.

	width	length in.	length mm	caster diameter in.	caster diameter mm	weight lbs.	weight kg	cu ft	model #	list
37¾″ height (959mm)	18″ (457mm)	24″	610	4″	102	36	16.3	2.5	EU3-1824CS	682
		30″	762	4″	102	39	17.7	2.5	EU3-1830CS	706
		36″	914	4″	102	42	19.1	2.5	EU3-1836CS	740
including casters	21″ (533mm)	36″	914	5″	127	65	29.5	2.9	U3-2136CS	810
	24″ (610mm)	36″	914	5″	127	71	32.2	3.3	U3-2436CS	853

100 Industrial Boulevard, Clayton, DE 19938-8903 U.S.A.
Phone: 302-653-3000. Fax: 302-653-2065
http://www.eaglemhc.com

EAGLE MHC Division
Material Handling, Healthcare & Cleanroom Equipment

Heavy Duty Utility Carts (NSF)

see spec sheet **EG01.10**



patented QuadTruss design

(Patent #5,390,803)

Patented QuadTruss® Design
makes shelves up to 25% stronger and provides a retaining ledge for increased strength and product retention.

WEIGHT CAPACITY:
- 800 lb. *(363 kg)* maximum.

INCLUDES:
- Two handles *(see below)*—one on each end.
- Four 5″ *(127mm)* resilient rubber swivel casters.

Note: Carts can be made conductive with the use of aluminum split sleeves or plastic conductive split sleeves *(page 47)*, and optional grounding cable or anti-static drag chain *(page 168)*.

(•) MTS *(made to stock)* / ( ) MTO *(made to order)*

2-Shelf Units

		length		cu	weight		EAGLEbrite®		chrome		stainless steel	
		in.	mm	ft	lbs.	kg	model #	list	model #	list	model #	list
40″ height* (1016mm) including casters	18″ width (457mm)	36″	914	2.5	38	17.2	U2-1836Z •	437	U2-1836C •	443	U2-1836S	1190
		42″	1067	2.9	41	18.5	U2-1842Z •	457	U2-1842C •	470	U2-1842S	1315
	21″ width (533mm)	36″	914	2.9	42	19.1	U2-2136Z •	457	U2-2136C •	476	U2-2136S	1291
		42″	1067	3.4	44	20.0	U2-2142Z •	482	U2-2142C •	502	U2-2142S	1416
		48″	1219	3.9	48	21.8	U2-2148Z •	492	U2-2148C •	509	U2-2148S	1416
	24″ width (610mm)	36″	914	3.3	46	20.9	U2-2436Z •	476	U2-2436C •	496	U2-2436S	1361
		42″	1067	3.9	50	22.7	U2-2442Z •	509	U2-2442C •	531	U2-2442S	1534
		48″	1219	4.4	52	23.6	U2-2448Z •	517	U2-2448C •	540	U2-2448S	1534
		60″	1524	5.5	62	28.1	U2-2460Z •	576	U2-2460C •	590	U2-2460S	1761

* Stainless steel cart are 40″ *(1016mm)* height. Chrome carts 37¾″ *(959mm)* height including casters.

3-Shelf Units

		length		cu	weight		EAGLEbrite®		chrome		stainless steel	
		in.	mm	ft	lbs.	kg	model #	list	model #	list	model #	list
40″ height* (1016mm) including casters	18″ width (457mm)	36″	914	2.5	48	21.8	U3-1836Z •	528	U3-1836C •	535	U3-1836S	1526
		42″	1067	2.9	52	23.6	U3-1842Z •	560	U3-1842C •	578	U3-1842S	1715
	21″ width (533mm)	36″	914	2.9	53	24.0	U3-2136Z •	559	U3-2136C •	588	U3-2136S	1678
		42″	1067	3.4	56	25.4	U3-2142Z •	594	U3-2142C •	625	U3-2142S	1861
		48″	1219	3.9	62	28.1	U3-2148Z •	604	U3-2148C •	635	U3-2148S	1861
	24″ width (610mm)	36″	914	3.3	59	26.8	U3-2436Z •	587	U3-2436C •	609	U3-2436S	1776
		42″	1067	3.9	65	29.5	U3-2442Z •	633	U3-2442C •	667	U3-2442S	2039
		48″	1219	4.4	68	30.8	U3-2448Z •	643	U3-2448C •	680	U3-2448S	2039
		60″	1524	5.5	83	37.6	U3-2460Z •	733	U3-2460C •	755	U3-2460S	2377

* Stainless steel cart are 40″ *(1016mm)* height. Chrome carts 37¾″ *(959mm)* height including casters.

Handles for Utility Carts (NSF)

see spec sheets **EG01.03B** **EG04.07**

Note: Electropolished Utility Hands for cleanroom applications.

(•) MTS *(made to stock)* / ( ) MTO *(made to order)*



width		weight		cubic	chrome*		stainless steel**		electropolished**	
in.	mm	lbs.	kg	feet	model #	list	model #	list	model #	list
18″	457	4.0	1.8	0.9	UH18-C •	58	UH18-S	148	EPUH18-S	194
21″	533	4.2	1.9	0.9	UH21-C •	59	UH21-S	151	EPUH21-S	196
24″	610	4.5	2.1	0.9	UH24-C •	59	UH24-S	154	EPUH24-S	201

*31½″ *(800mm)* height without casters
**33⅜″ *(848mm)* height without casters

Stem Caster Carts (NSF)

see spec sheet **EG01.07**

(•) MTS *(made to stock)* / ( ) MTO *(made to order)*



INCLUDES:

- Four 63″ *(1600mm)* posts.
- Four shelves.
- Plastic split sleeves.
- Donut bumpers.
- Indicated 5″ x 1¼″ *(127 x 32mm)* casters.
- 68″ *(1727mm)* overall height.
- Fast assembly without the use of tools.
- Shipped knocked-down.

Note: Carts can be made conductive with the use of aluminum split sleeves or plastic conductive split sleeves *(page 47)*, and optional grounding cable or anti-static drag chain *(page 168)*.

patented QuadTruss design

(Patent #5,390,803)

Patented QuadTruss® Design
makes shelves up to 25% stronger and provides a retaining ledge for increased strength and product retention.

		weight lbs.	weight kg	cu ft	caster type	wheel tread	EAGLEbrite® model #		list	chrome model #		list
18″ width *(457mm)*	36″ length *(914mm)*	58	26.3	2.6	swivel	resilient	CC1836Z-S	•	644	CC1836C-S	•	653
					swivel	poly	CC1836Z-SP	•	741	CC1836C-SP	•	749
					swivel/brake	resilient	CC1836Z-SB	•	661	CC1836C-SB	•	667
					swivel/brake	poly	CC1836Z-SBP	•	757	CC1836C-SBP	•	768
					swivel/rigid	resilient	CC1836Z-SR	•	678	CC1836C-SR	•	697
					swivel/rigid	poly	CC1836Z-SRP	•	759	CC1836C-SRP	•	786
	48″ length *(1219mm)*	70	31.7	3.5	swivel	resilient	CC1848Z-S	•	653	CC1848C-S	•	714
					swivel	poly	CC1848Z-SP	•	749	CC1848C-SP	•	813
					swivel/brake	resilient	CC1848Z-SB	•	731	CC1848C-SB	•	752
					swivel/brake	poly	CC1848Z-SBP	•	829	CC1848C-SBP	•	847
					swivel/rigid	resilient	CC1848Z-SR	•	737	CC1848C-SR	•	772
					swivel/rigid	poly	CC1848Z-SRP	•	819	CC1848C-SRP	•	859
	60″ length *(1524mm)*	86	39.0	4.4	swivel	resilient	CC1860Z-S	•	789	CC1860C-S	•	813
					swivel	poly	CC1860Z-SP	•	883	CC1860C-SP	•	909
					swivel/brake	resilient	CC1860Z-SB	•	810	CC1860C-SB	•	829
					swivel/brake	poly	CC1860Z-SBP	•	906	CC1860C-SBP	•	926
					swivel/rigid	resilient	CC1860Z-SR	•	811	CC1860C-SR	•	845
					swivel/rigid	poly	CC1860Z-SRP	•	896	CC1860C-SRP	•	929
21″ width *(533mm)*	36″ length *(914mm)*	67	30.4	3.0	swivel	resilient	CC2136Z-S	•	694	CC2136C-S	•	729
					swivel	poly	CC2136Z-SP	•	789	CC2136C-SP	•	823
					swivel/brake	resilient	CC2136Z-SB	•	710	CC2136C-SB	•	747
					swivel/brake	poly	CC2136Z-SBP	•	810	CC2136C-SBP	•	841
					swivel/rigid	resilient	CC2136Z-SR	•	716	CC2136C-SR	•	769
					swivel/rigid	poly	CC2136Z-SRP	•	800	CC2136C-SRP	•	854
	48″ length *(1219mm)*	79	35.8	4.0	swivel	resilient	CC2148Z-S	•	755	CC2148C-S	•	797
					swivel	poly	CC2148Z-SP	•	853	CC2148C-SP	•	894
					swivel/brake	resilient	CC2148Z-SB	•	772	CC2148C-SB	•	815
					swivel/brake	poly	CC2148Z-SBP	•	869	CC2148C-SBP	•	912
					swivel/rigid	resilient	CC2148Z-SR	•	776	CC2148C-SR	•	837
					swivel/rigid	poly	CC2148Z-SRP	•	861	CC2148C-SRP	•	920
	60″ length *(1524mm)*	96	43.5	5.0	swivel	resilient	CC2160Z-S	•	853	CC2160C-S	•	883
					swivel	poly	CC2160Z-SP	•	947	CC2160C-SP	•	984
					swivel/brake	resilient	CC2160Z-SB	•	869	CC2160C-SB	•	906
					swivel/brake	poly	CC2160Z-SBP	•	968	CC2160C-SBP	•	1001
					swivel/rigid	resilient	CC2160Z-SR	•	877	CC2160C-SR	•	925
					swivel/rigid	poly	CC2160Z-SRP	•	966	CC2160C-SRP	•	1006
24″ width *(610mm)*	36″ length *(914mm)*	74	33.5	3.5	swivel	resilient	CC2436Z-S	•	722	CC2436C-S	•	755
					swivel	poly	CC2436Z-SP	•	818	CC2436C-SP	•	853
					swivel/brake	resilient	CC2436Z-SB	•	739	CC2436C-SB	•	772
					swivel/brake	poly	CC2436Z-SBP	•	835	CC2436C-SBP	•	869
					swivel/rigid	resilient	CC2436Z-SR	•	748	CC2436C-SR	•	790
					swivel/rigid	poly	CC2436Z-SRP	•	831	CC2436C-SRP	•	875
	48″ length *(1219mm)*	90	40.8	4.5	swivel	resilient	CC2448Z-S	•	802	CC2448C-S	•	844
					swivel	poly	CC2448Z-SP	•	899	CC2448C-SP	•	942
					swivel/brake	resilient	CC2448Z-SB	•	820	CC2448C-SB	•	862
					swivel/brake	poly	CC2448Z-SBP	•	878	CC2448C-SBP	•	959
					swivel/rigid	resilient	CC2448Z-SR	•	827	CC2448C-SR	•	882
					swivel/rigid	poly	CC2448Z-SRP	•	913	CC2448C-SRP	•	971
	60″ length *(1524mm)*	110	49.9	5.6	swivel	resilient	CC2460Z-S	•	922	CC2460C-S	•	947
					swivel	poly	CC2460Z-SP	•	1018	CC2460C-SP	•	1046
					swivel/brake	resilient	CC2460Z-SB	•	937	CC2460C-SB	•	968
					swivel/brake	poly	CC2460Z-SBP	•	1034	CC2460C-SBP	•	1061
					swivel/rigid	resilient	CC2460Z-SR	•	943	CC2460C-SR	•	988
					swivel/rigid	poly	CC2460Z-SRP	•	1028	CC2460C-SRP	•	1076

100 Industrial Boulevard, Clayton, DE 19938-8903 U.S.A.
Phone: 302-653-3000. Fax: 302-653-2065
http://www.eaglemhc.com

EAGLE MHC Division
Material Handling, Healthcare & Cleanroom Equipment

Cart Covers

see spec sheet **EG01.09**

Meets J.C.A.H. standards for transporting clean linen!



cart cover enveloping entire cart/truck



cart cover with panel folded back for easy shelf accessibility

Light weight, easy to handle!

FEATURES:

- Top corners are reinforced.
- Choice of coated nylon or uncoated polyester.
- Coated cart covers available in powder blue *(suffix "**PB**")* and light green *(suffix "**LG**")*. Example: CVC-63-1836**PB**. Other colors available—consult factory.
- 10˝ x 12˝ *(254 x 305mm)* paperwork pouch at right side, when facing front of cart cover.
- Covers are nonreturnable.

Note: Cart covers to fit Security Units *(pages 42-43)* available. To order cart cover for Stationary or Mobile Security Unit, add suffix "**-S**" to end of model number (ex: CV-63-2436-**S**) and add 20% to list price. To order cart cover for Dolly Truck Security Unit, add suffix "**-D**" to end of model number (ex: CV-63-2436-**D**) and add 20% to list price.

Double-Flap option available. **$47 upcharge.** To order, add suffix "**-DF**" to model number (ex: CV-63-2436-**DF**).

Black electrostatic discharge (ESD) cart covers also available—see page 176.

	length		post height		weight		cu	White Coated Nylon*				White Uncoated Polyester			
								with zipper		with velcro		with zipper		with velcro	
	in.	mm	in.	mm	lbs.	kg	ft	model #	list	model #	list	model #	list	model #	list
18˝ width *(457mm)*	36˝	914	54˝	1372	3	1.4	1	**CZC-54-1836**	311	**CVC-54-1836**	320	**CZ-54-1836**	180	**CV-54-1836**	197
			63˝	1600				**CZC-63-1836**	316	**CVC-63-1836**	334	**CZ-63-1836**	190	**CV-63-1836**	202
	48˝	1219	54˝	1372	4	1.8	1	**CZC-54-1848**	320	**CVC-54-1848**	339	**CZ-54-1848**	200	**CV-54-1848**	213
			63˝	1600				**CZC-63-1848**	331	**CVC-63-1848**	342	**CZ-63-1848**	201	**CV-63-1848**	217
	60˝	1524	54˝	1372	5	2.3	1	**CZC-54-1860**	348	**CVC-54-1860**	360	**CZ-54-1860**	208	**CV-54-1860**	219
			63˝	1600				**CZC-63-1860**	354	**CVC-63-1860**	368	**CZ-63-1860**	211	**CV-63-1860**	222
21˝ width *(533mm)*			54˝	1372				**CZC-54-2148**	358	**CVC-54-2148**	372	**CZ-54-2148**	232	**CV-54-2148**	245
	48˝	1219	63˝	1600	4	1.8	1	**CZC-63-2148**	372	**CVC-63-2148**	389	**CZ-63-2148**	256	**CV-63-2148**	267
			74˝	1880				**CZC-74-2148**	378	**CVC-74-2148**	391	**CZ-74-2148**	292	**CV-74-2148**	309
			54˝	1372				**CZC-54-2160**	411	**CVC-54-2160**	422	**CZ-54-2160**	242	**CV-54-2160**	259
	60˝	1524	63˝	1600	5	2.3	1	**CZC-63-2160**	416	**CVC-63-2160**	431	**CZ-63-2160**	267	**CV-63-2160**	281
			74˝	1880				**CZC-74-2160**	423	**CVC-74-2160**	438	**CZ-74-2160**	314	**CV-74-2160**	320
24˝ width *(610mm)*	24˝	610	54˝	1372	3	1.4	1	**CZC-54-2424**	378	**CVC-54-2424**	380	**CZ-54-2424**	424	**CV-54-2424**	281
			63˝	1600				**CZC-63-2424**	384	**CVC-63-2424**	394	**CZ-63-2424**	439	**CV-63-2424**	338
			54˝	1372				**CZC-54-2436**	316	**CVC-54-2436**	334	**CZ-54-2436**	206	**CV-54-2436**	218
	36˝	914	63˝	1600	3	1.4	1	**CZC-63-2436**	334	**CVC-63-2436**	348	**CZ-63-2436**	213	**CV-63-2436**	228
			74˝	1880				**CZC-74-2436**	341	**CVC-74-2436**	356	**CZ-74-2436**	259	**CV-74-2436**	266
			86˝	2184				**CZC-86-2436**	370	**CVC-86-2436**	394	**CZ-86-2436**	323	**CV-86-2436**	331
			54˝	1372				**CZC-54-2448**	375	**CVC-54-2448**	390	**CZ-54-2448**	222	**CV-54-2448**	240
	48˝	1219	63˝	1600	4	1.8	1	**CZC-63-2448**	391	**CVC-63-2448**	411	**CZ-63-2448**	262	**CV-63-2448**	278
			74˝	1880				**CZC-74-2448**	401	**CVC-74-2448**	414	**CZ-74-2448**	284	**CV-74-2448**	302
			86˝	2184				**CZC-86-2448**	460	**CVC-86-2448**	474	**CZ-86-2448**	344	**CV-86-2448**	356
			54˝	1372				**CZC-54-2460**	420	**CVC-54-2460**	433	**CZ-54-2460**	298	**CV-54-2460**	314
	60˝	1524	63˝	1600	5	2.3	1	**CZC-63-2460**	426	**CVC-63-2460**	444	**CZ-63-2460**	311	**CV-63-2460**	320
			74˝	1880				**CZC-74-2460**	433	**CVC-74-2460**	448	**CZ-74-2460**	352	**CV-74-2460**	366
			86˝	2184				**CZC-86-2460**	500	**CVC-86-2460**	500	**CZ-86-2460**	411	**CV-86-2460**	423
			54˝	1372				**CZC-54-2472**	426	**CVC-54-2472**	444	**CZ-54-2472**	309	**CV-54-2472**	318
	72˝	1829	63˝	1600	6	2.7	1	**CZC-63-2472**	434	**CVC-63-2472**	453	**CZ-63-2472**	331	**CV-63-2472**	342
			74˝	1880				**CZC-74-2472**	446	**CVC-74-2472**	456	**CZ-74-2472**	360	**CV-74-2472**	375
			86˝	2184				**CZC-86-2472**	524	**CVC-86-2472**	517	**CZ-86-2472**	431	**CV-86-2472**	444

* White-coated nylon covers are fire-retardant

Helps keep equipment clean on shelf carts and shelf trucks.

Transparent Vinyl Cart Covers NSF

see spec sheet **EG01.09**

Meets J.C.A.H. standards for transporting clean linen!



transparent cart cover

Light weight, easy to handle!

FEATURES:

- Transparent vinyl allows for ease of viewing cart contents.
- Top corners are reinforced.
- Choice of zipper or velcro closure.
- Fully transparent except for the seams.
- 10˝ x 12˝ *(254 x 305mm)* paperwork pouch at right side, when facing front of cart cover.
- Covers are nonreturnable.

Note: Cart covers to fit Security Units *(pages 42-43)* available. To order cart cover for Stationary or Mobile Security Unit, add suffix "**-S**" to end of model number (ex: CV-63-2436-**S**) and add 20% to list price. To order cart cover for Dolly Truck Security Unit, add suffix "**-D**" to end of model number (ex: CV-63-2436-**D**) and add 20% to list price.

Double-Flap option available. **$47 upcharge.** To order, add suffix "**-DF**" to model number (ex: CV-63-2436-**DF**).

Black electrostatic discharge (ESD) cart covers also available—see page 176.

(•) MTS *(made to stock)* / ( ) MTO *(made to order)*

	length		post height		weight		cu	with zipper		with velcro	
	in.	mm	in.	mm	lbs.	kg	ft	model #	list	model #	list
18˝ width *(457mm)*	36˝	914	54˝	1372	3	1.4	1	**CZ-54-1836-T**	400	**CV-54-1836-T**	439
			63˝	1600				**CZ-63-1836-T**	400	**CV-63-1836-T**	439
	48˝	1219	54˝	1372	4	1.8	1	**CZ-54-1848-T**	405	**CV-54-1848-T**	446
			63˝	1600				**CZ-63-1848-T**	405	**CV-63-1848-T**	446
	60˝	1524	54˝	1372	5	2.3	1	**CZ-54-1860-T**	420	**CV-54-1860-T**	460
			63˝	1600				**CZ-63-1860-T**	448	**CV-63-1860-T**	492
21˝ width *(533mm)*			54˝	1372				**CZ-54-2148-T**	444	**CV-54-2148-T**	489
	48˝	1219	63˝	1600	4	1.8	1	**CZ-63-2148-T**	472	**CV-63-2148-T**	518
			74˝	1880				**CZ-74-2148-T**	497	**CV-74-2148-T**	546
			54˝	1372				**CZ-54-2160-T**	494	**CV-54-2160-T**	542
	60˝	1524	63˝	1600	5	2.3	1	**CZ-63-2160-T**	523	**CV-63-2160-T**	575
			74˝	1880				**CZ-74-2160-T**	551	**CV-74-2160-T**	604
24˝ width *(610mm)*	24˝	610	54˝	1372	3	1.4	1	**CZ-54-2424-T**	426	**CV-54-2424-T**	470
			63˝	1600				**CZ-63-2424-T**	426	**CV-63-2424-T**	470
			54˝	1372				**CZ-54-2436-T**	433	**CV-54-2436-T**	476
	36˝	914	63˝	1600	3	1.4	1	**CZ-63-2436-T**	433	**CV-63-2436-T**	476
			74˝	1880				**CZ-74-2436-T**	529	**CV-74-2436-T**	582
			86˝	2184				**CZ-86-2436-T**	558	**CV-86-2436-T**	614
			54˝	1372				**CZ-54-2448-T**	456	**CV-54-2448-T**	501
	48˝	1219	63˝	1600	4	1.8	1	**CZ-63-2448-T**	456	**CV-63-2448-T**	501
			74˝	1880				**CZ-74-2448-T**	472	**CV-74-2448-T**	518
			86˝	2184				**CZ-86-2448-T**	587	**CV-86-2448-T**	644
			54˝	1372				**CZ-54-2460-T**	500	**CV-54-2460-T**	552
	60˝	1524	63˝	1600	5	2.3	1	**CZ-63-2460-T**	500	**CV-63-2460-T**	552
			74˝	1880				**CZ-74-2460-T**	610	**CV-74-2460-T**	671
			86˝	2184				**CZ-86-2460-T**	641	**CV-86-2460-T**	706
			54˝	1372				**CZ-54-2472-T**	560	**CV-54-2472-T**	616
	72˝	1829	63˝	1600	6	2.7	1	**CZ-63-2472-T**	572	**CV-63-2472-T**	629
			74˝	1880				**CZ-74-2472-T**	629	**CV-74-2472-T**	692
			86˝	2184				**CZ-86-2472-T**	660	**CV-86-2472-T**	727

Helps keep equipment clean on shelf carts and shelf trucks.

100 Industrial Boulevard, Clayton, DE 19938-8903 U.S.A.
Phone: 302-653-3000. Fax: 302-653-2065
http://www.eaglemhc.com

EAGLE MHC Division
Material Handling, Healthcare & Cleanroom Equipment

Angled Shelf/ Visual Merchandising Carts NSF

see spec sheet EG01.44



visual merchandising cart with optional shelf dividers

Ideal for displaying POINT-OF-SALE or SPECIAL SALE ITEMS.

FEATURES:

- 68″ *(1727mm)* height.
- 3¼″ *(83mm)* upturn at front
- 1¼″ *(32mm)* downturn at rear.
- Shelves are reversible.
- Units available in 2′ to 5′ lengths *(610 to 1524mm)*.

WEIGHT CAPACITY:

- 300 lbs. *(136.1 kg)* per shelf.

INCLUDES:

- Four shelves adjust on 1″ *(25mm)* vertical increments and the 0°-30° slope of each shelf.
- Four posts.
- Four 5″ x 1¼″ *(127 x 32mm)* resilient swivel casters, two with brake.
- Additional caster sizes are available.
- Standard wire shelves *(page 6)* can be used.

Note: To order red or white epoxy finish, add suffix "**R**" *(red)* or "**W**" *(white)*. **Example: M1836R.** *Priced same as black epoxy.*

Additional shelves and wire dividers available as options.

(•) MTS *(made to stock)* / ( ) MTO *(made to order)*

All carts listed are 18″ (457mm)-wide. 24″ (610mm)-wide carts available.

length		weight		cu	EAGLEbrite®		chrome		black		VALU-MASTER®		Valu-Gard®	
in.	mm	lb.	kg	ft	model #	list	model #	list	model #	list	model #	list	model #	list
24″	610	52	23.6	3.6	**M1824Z-4**	768	**M1824C-4**	860	**M1824BL-4**	876	**M1824V-4**	876	**M1824VG-4**	876
36″	914	60	27.2	4.4	**M1836Z-4 •**	801	**M1836C-4**	883	**M1836BL-4**	897	**M1836V-4**	897	**M1836VG-4**	897
48″	1219	68	30.8	5.8	**M1848Z-4 •**	890	**M1848C-4**	922	**M1848BL-4**	959	**M1848V-4**	959	**M1848VG-4**	959
60″	1524	76	34.5	7.3	**M1860Z-4 •**	953	**M1860C-4**	984	**M1860BL-4**	1015	**M1860V-4**	1015	**M1860VG-4**	1015



Additional Angled Shelves for Angled Shelf / Visual Merchandising Carts - Hanger rails included.

length		weight		cu	EAGLEbrite®		chrome		black		VALU-MASTER®		Valu-Gard®	
in.	mm	lb.	kg	ft	model #	list	model #	list	model #	list	model #	list	model #	list
24″	610	4	1.8	2.2	**M1824Z**	122	**M1824C**	141	**M1824BL**	151	**M1824V**	151	**M1824VG**	151
36″	914	9	4.1	2.5	**M1836Z**	130	**M1836C**	148	**M1836BL**	155	**M1836V**	155	**M1836VG**	155
48″	1219	12	5.5	2.8	**M1848Z**	152	**M1848C**	157	**M1848BL**	166	**M1848V**	166	**M1848VG**	166
60″	1524	17	7.7	3.1	**M1860Z**	166	**M1860C**	175	**M1860BL**	181	**M1860V**	181	**M1860VG**	181

Note: If purchased as component piece for unit assembly, two 3-sided truss frames must be ordered (see page 34).



Shelf Dividers for Angled Shelf / Visual Merchandising Carts - 4½″ *(114mm)* height.

length		weight		cu	chrome		black		VALU-MASTER®		Valu-Gard®	
in.	mm	lb.	kg	ft	model #	list	model #	list	model #	list	model #	list
18″	457	1.0	0.5	0.6	**M18C**	51	**M18BL**	53	**M18V**	53	**M18VG**	53

Front-to-Back Hanger Rail for Angled Shelf / Visual Merchandising Carts

length		weight		cu	EAGLEbrite®		chrome		black		VALU-MASTER®		Valu-Gard®	
in.	mm	lb.	kg	ft	model #	list	model #	list	model #	list	model #	list	model #	list
18″	457	0.7	0.3	2.0	**WR18-Z**	20	**WR18-C**	23	**WR18-BL**	27	**WR18-V**	28	**WR18-VG**	28



Side-to-Side Hanger Rails for Angled Shelf / Visual Merchandising Carts

length		weight		cu	EAGLEbrite®		chrome		black		VALU-MASTER®		Valu-Gard®	
in.	mm	lb.	kg	ft	model #	list	model #	list	model #	list	model #	list	model #	list
24″	610	1.5	0.7	0.3	**LR24-Z**	28	**LR24-C**	35	**LR24-BL**	38	**LR24-V**	38	**LR24-VG**	38
36″	914	1.9	0.9	0.6	**LR36-Z**	30	**LR36-C**	41	**LR36-BL**	45	**LR36-V**	45	**LR36-VG**	45
48″	1219	2.1	1.0	0.7	**LR48-Z**	31	**LR48-C**	51	**LR48-BL**	53	**LR48-V**	53	**LR48-VG**	53
60″	1524	2.5	1.1	0.8	**LR60-Z**	35	**LR60-C**	58	**LR60-BL**	59	**LR60-V**	59	**LR60-VG**	59

...Merchandising Carts (Cont.) NSF

see spec sheet EG01.44



three-sided truss snare
18″ (457mm) front-to-back.



four-sided truss snare
18″ (457mm) front-to-back.

3-Sided Truss Frame for Angled Shelf/Visual Merchandising Cart

length		weight		cu	EAGLEbrite®		chrome		black		VALU-MASTER®		Valu-Gard®	
in.	mm	lb.	kg	ft	model #	list	model #	list	model #	list	model #	list	model #	list
36″	914	3.5	1.6	2	**3TF1836-Z**	41	**3TF1836-C**	43	**3TF1836-BL**	47	**3TF1836-V**	47	**3TF1836-VG**	47
48″	1219	4.0	1.8	3	**3TF1848-Z**	43	**3TF1848-C**	51	**3TF1848-BL**	55	**3TF1848-V**	55	**3TF1848-VG**	55
60″	1524	4.5	2.0	4	**3TF1860-Z**	48	**3TF1860-C**	55	**3TF1860-BL**	60	**3TF1860-V**	60	**3TF1860-VG**	60

4-Sided Truss Frame for Angled Shelf/Visual Merchandising Carts

length		weight		cu	EAGLEbrite®		chrome		black		VALU-MASTER®		Valu-Gard®	
in.	mm	lb.	kg	ft	model #	list	model #	list	model #	list	model #	list	model #	list
36″	914	3.5	1.6	2	**4TF1836-Z**	67	**4TF1836-C**	72	**4TF1836-BL**	81	**4TF1836-V**	81	**4TF1836-VG**	81
48″	1219	4.0	1.8	3	**4TF1848-Z**	72	**4TF1848-C**	83	**4TF1848-BL**	86	**4TF1848-V**	86	**4TF1848-VG**	86
60″	1524	4.5	2.0	4	**4TF1860-Z**	76	**4TF1860-C**	90	**4TF1860-BL**	96	**4TF1860-V**	96	**4TF1860-VG**	96

Mobile Platform Carts NSF

see spec sheet EG60.36



Lifetime guarantee against rust and corrosion!

5-year guarantee against workmanship and material defects!

FEATURES:
- Heavy duty all-aluminum construction.
- 1½″ x 2¾″ *(38 x 70mm)* square tubing.
- 5″ *(127mm)* casters—two swivel with brake and two rigid.

overall dimensions width x depth x height		deck size width x depth		weight capacity			
in.	mm	in.	mm	lbs.	kg	model #	list
20″ x 37¾″ x 42″	508 x 959 x 1067	20″ x 36″	508 x 914	1200	544.3	**1202**	869
20″ x 49¾″ x 42″	508 x 1264 x 1067	20″ x 48″	508 x 1219	1200	544.3	**1203**	958
20″ x 61¾″ x 42″	508 x 1569 x 1067	20″ x 60″	508 x 1524	1200	544.3	**1212**	1115

Black Polymer Utility Cart NSF

see spec sheet EG01.06



WEIGHT CAPACITY:
- 200 lb. *(90.7 kg)*.

FEATURES:
- Four 4″ *(102mm)* diameter swivel casters, two with brake.
- Stylish brushed aluminum uprights.

Utilizes three heavy duty black polymer shelves and utility handles!

height	width	length in.	length mm	weight lbs.	weight kg	model #	list
37¾″ *(959mm)* *including casters*	**18⅝″** *(473mm)*	33⅝″	854	30	13.6	**EU3-2030-P**	927

100 Industrial Boulevard, Clayton, DE 19938-8903 U.S.A.
Phone: 302-653-3000. Fax: 302-653-2065
http://www.eaglemhc.com

EAGLE MHC Division
Material Handling, Healthcare & Cleanroom Equipment

Dolly Trucks (NSF)

see spec sheet **EG01.08**



FEATURES:

- Fast assembly without tools.
- Open wire construction.
- Shipped knocked-down.

INCLUDES:

- Four shelves.
- Four posts.
- Plastic split sleeves.
- Four designated 5˝ x 1¼˝ *(127 x 32mm)* casters.
- Aluminum truck dolly with wraparound bumper.

patented QuadTruss design

(Patent #5,390,803)

Patented QuadTruss® Design makes shelves up to 25% stronger and provides a retaining ledge for increased strength and product retention.

			shelf dimensions width x length in.	mm	weight lbs.	kg	cu ft	caster type	wheel tread	with EAGLEbrite® shelf unit model #	list	with chrome shelf unit model #	list
69˝ height *(1753mm)*	23¾˝ width *(603mm)*	40⅞˝ length *(1038mm)*	18˝ x 36˝	457 x 914	72	32.7	4.2	swivel	resilient	DT1836-ZS	1200	DT1836-CS	1240
								swivel	poly	DT1836-ZSP	1163	DT1836-CSP	1200
								swivel/brake	resilient	DT1836-ZSB	1212	DT1836-CSB	1248
								swivel/brake	poly	DT1836-ZSBP	1177	DT1836-CSBP	1212
		52⅞˝ length *(1343mm)*	18˝ x 48˝	457 x 1219	86	39.0	5.6	swivel	resilient	DT1848-ZS	1294	DT1848-CS	1345
								swivel	poly	DT1848-ZSP	1257	DT1848-CSP	1306
								swivel/brake	resilient	DT1848-ZSB	1304	DT1848-CSB	1356
								swivel/brake	poly	DT1848-ZSBP	1268	DT1848-CSBP	1317
		64⅞˝ length *(1648mm)*	18˝ x 36˝	457 x 914	100	45.4	6.8	swivel	resilient	DT1860-ZS	1412	DT1860-CS	1465
								swivel	poly	DT1860-ZSP	1375	DT1860-CSP	1427
								swivel/brake	resilient	DT1860-ZSB	1424	DT1860-CSB	1474
								swivel/brake	poly	DT1860-ZSBP	1384	DT1860-CSBP	1435
	26¾˝ width *(680mm)*	40⅞˝ length *(1038mm)*	21˝ x 36˝	533 x 914	82	37.2	4.8	swivel	resilient	DT2136-ZS	1268	DT2136-CS	1332
								swivel	poly	DT2136-ZSP	1235	DT2136-CSP	1296
								swivel/brake	resilient	DT2136-ZSB	1275	DT2136-CSB	1345
								swivel/brake	poly	DT2136-ZSBP	1244	DT2136-CSBP	1306
		52⅞˝ length *(1343mm)*	21˝ x 48˝	533 x 1219	98	44.5	6.4	swivel	resilient	DT2148-ZS	1361	DT2148-CS	1431
								swivel	poly	DT2148-ZSP	1327	DT2148-CSP	1397
								swivel/brake	resilient	DT2148-ZSB	1372	DT2148-CSB	1444
								swivel/brake	poly	DT2148-ZSBP	1335	DT2148-CSBP	1406
		64⅞˝ length *(1648mm)*	21˝ x 60˝	533 x 1524	114	51.7	7.9	swivel	resilient	DT2160-ZS	1497	DT2160-CS	1555
								swivel	poly	DT2160-ZSP	1463	DT2160-CSP	1522
								swivel/brake	resilient	DT2160-ZSB	1509	DT2160-CSB	1566
								swivel/brake	poly	DT2160-ZSBP	1471	DT2160-CSBP	1582
	29¾˝ width *(756mm)*	40⅞˝ length *(1038mm)*	24˝ x 36˝	610 x 914	90	40.8	5.6	swivel	resilient	DT2436-ZS	1291	DT2436-CS	1351
								swivel	poly	DT2436-ZSP	1255	DT2436-CSP	1312
								swivel/brake	resilient	DT2436-ZSB	1303	DT2436-CSB	1361
								swivel/brake	poly	DT2436-ZSBP	1267	DT2436-CSBP	1327
		52⅞˝ length *(1343mm)*	24˝ x 48˝	610 x 1219	112	50.8	7.2	swivel	resilient	DT2448-ZS	1406	DT2448-CS	1482
								swivel	poly	DT2448-ZSP	1372	DT2448-CSP	1444
								swivel/brake	resilient	DT2448-ZSB	1419	DT2448-CSB	1489
								swivel/brake	poly	DT2448-ZSBP	1381	DT2448-CSBP	1454
		64⅞˝ length *(1648mm)*	24˝ x 60˝	610 x 1524	134	60.8	8.9	swivel	resilient	DT2460-ZS	1562	DT2460-CS	1619
								swivel	poly	DT2460-ZSP	1526	DT2460-CSP	1586
								swivel/brake	resilient	DT2460-ZSB	1575	DT2460-CSB	1629
								swivel/brake	poly	DT2460-ZSBP	1534	DT2460-CSBP	1592

Garment Racks



model # GRS1836C

see spec sheet **EG01.28**

patented QuadTruss design

(Patent #5,390,803)

Patented QuadTruss® Design
makes shelves up to 25% stronger and provides a retaining ledge for increased strength and product retention.

INCLUDES:

- Four chrome post with adjustable feet.
- Two wire chrome plated shelves.
- 74˝ *(1880mm)* height on stationary units.
- 80˝ *(3032mm)* height on mobile units.
- Mobile racks four 5˝ *(127mm)* polyurethane tread casters, with rubber donut bumper.

(•) MTS *(made to stock)* / ( ) MTO *(made to order)*

Convenient storage of coats, uniforms, or garments.

	length		weight		cu		STATIONARY		MOBILE	
	in.	mm	lbs.	kg	ft	description	model #	list	model #	list
18˝ width (457mm)	36˝	914	48	21.8	2.2	unit as shown	**GR1836C**	412	**UR1836C**	652
	36˝	914	64	29.0	2.2	same, plus 1 solid shelf	**GRS1836C**	569	**URS1836C**	855
	48˝	1219	52	23.6	2.6	unit as shown	**GR1848C**	448	**UR1848C**	697
	48˝	1219	72	32.7	2.6	same, plus 1 solid shelf	**GRS1848C**	625	**URS1848C**	937
	60˝	1524	58	26.3	3.2	unit as shown	**GR1860C**	502	**UR1860C**	754
	60˝	1524	82	37.2	3.2	same, plus 1 solid shelf	**GRS1860C**	716	**URS1860C**	1073

Optional Wire Shelves

	length		weight		cu		
	in.	mm	lbs.	kg	ft	model #	list
18˝ width (457mm)	36˝	914	9	4.1	0.7	**1836C** •	86
	48˝	1219	12	5.5	0.9	**1848C** •	103
	60˝	1524	17	7.7	1.2	**1860C** •	122

Optional Hangers

	weight		cu	chrome	
description	lbs.	kg	ft	model #	list
open loop hanger	0.4	0.2	0.3	**OLH-C** •	18
closed loop hanger	0.4	0.2	0.3	**CLH-C**	18

Replacement Coat Hanger Tubes

length		weight		cubic		
in.	mm	lbs.	kg	feet	model #	list
24˝	610	1.5	0.7	0.1	**CH24**	48
30˝	762	1.7	0.8	0.1	**CH30**	52
36˝	914	2.2	1.0	0.1	**CH36**	55
42˝	1067	2.7	1.2	0.1	**CH42**	56
48˝	1219	3.2	1.5	0.1	**CH48** •	58
54˝	1372	3.5	1.6	0.2	**CH54**	61
60˝	1524	3.8	1.7	0.2	**CH60**	65





Platforms NSF

see spec sheet **EG01.13**

FEATURES:

- Open-wire construction for improved air circulation, minimizing dust.

(•) MTS *(made to stock)* / ( ) MTO *(made to order)*



600 lbs. weight capacity

patented QuadTruss design

(Patent #5,390,803)

Patented QuadTruss® Design
makes shelves up to 25% stronger and provides a retaining ledge for increased strength and product retention.

		length		weight		cu	EAGLEbrite®		chrome		EAGLEgard®	
		in.	mm	lbs.	kg	ft	model #	list	model #	list	model #	list
14˝ height (356mm)	18˝ width (457mm)	24˝	610	10	4.5	0.7	**PF1824-Z** •	148	**PF1824-C** •	156	**PF1824-E** •	185
		30˝	762	11	5.0	0.7	**PF1830-Z** •	151	**PF1830-C** •	157	**PF1830-E** •	189
		36˝	914	13	5.9	0.7	**PF1836-Z** •	154	**PF1836-C** •	159	**PF1836-E** •	194
	21˝ width (533mm)	24˝	610	12	5.4	0.7	**PF2124-Z** •	156	**PF2124-C** •	168	**PF2124-E** •	199
		30˝	762	13	5.9	0.7	**PF2130-Z** •	158	**PF2130-C** •	175	**PF2130-E** •	201
		36˝	914	14	6.4	0.8	**PF2136-Z** •	160	**PF2136-C** •	177	**PF2136-E** •	203
	24˝ width (610mm)	24˝	610	13	5.9	0.8	**PF2424-Z** •	160	**PF2424-C** •	176	**PF2424-E** •	211
		30˝	762	15	6.8	0.8	**PF2430-Z** •	165	**PF2430-C** •	180	**PF2430-E** •	213
		36˝	914	17	7.7	0.8	**PF2436-Z** •	167	**PF2436-C** •	182	**PF2436-E** •	216

100 Industrial Boulevard, Clayton, DE 19938-8903 U.S.A.
Phone: 302-653-3000. Fax: 302-653-2065
http://www.eaglemhc.com

EAGLE MHC Division
Material Handling, Healthcare & Cleanroom Equipment

Dunnage Shelves

see spec sheet **EG01.13**



Improves your system's weight-bearing capacity.

FEATURES:

- Four-sided frame with center supports.
- Removable heavy duty 5/16″ *(8mm)*-diameter wire mat assembly.

Note: All weights and cubic feet are approximate.

(•) MTS *(made to stock)* / ( ) MTO *(made to order)*

	length		weight		cu	chrome		EAGLEgard®		stainless steel	
	in.	mm	lbs.	kg	ft	model #	list	model #	list	model #	list
18″ width *(457mm)*	24″	610	14	6.4	0.6	**DS1824-C**	200	**DS1824-E**	254	n/a	n/a
	30″	762	18	8.2	0.7	**DS1830-C**	220	**DS1830-E**	267	n/a	n/a
	36″	914	21	9.5	0.8	**DS1836-C**	234	**DS1836-E**	285	**DS1836-S**	737
	48″	1219	28	12.7	1.1	**DS1848-C**	273	**DS1848-E** •	337	**DS1848-S**	896
	60″	1524	33	15.0	1.3	**DS1860-C**	317	**DS1860-E** •	378	**DS1860-S**	1054
21″ width *(533mm)*	24″	610	15	6.8	0.6	**DS2124-C**	225	**DS2124-E**	276	n/a	n/a
	30″	762	19	8.6	0.8	**DS2130-C**	232	**DS2130-E**	287	n/a	n/a
	36″	914	22	10.0	0.9	**DS2136-C**	246	**DS2136-E**	302	n/a	n/a
	48″	1219	28	12.7	1.2	**DS2148-C**	282	**DS2148-E**	344	n/a	n/a
	60″	1524	34	15.4	1.5	**DS2160-C**	322	**DS2160-E**	409	n/a	n/a
24″ width *(610mm)*	24″	610	16	7.3	0.8	**DS2424-C**	218	**DS2424-E**	266	n/a	n/a
	30″	762	20	9.0	0.9	**DS2430-C**	240	**DS2430-E**	287	n/a	n/a
	36″	914	24	10.9	1.1	**DS2436-C**	258	**DS2436-E**	311	**DS2436-S**	802
	48″	1219	30	13.6	1.4	**DS2448-C**	291	**DS2448-E** •	354	**DS2448-S**	971
	60″	1524	37	16.8	1.8	**DS2460-C**	344	**DS2460-E** •	416	**DS2460-S**	1165

Dunnage Racks

see spec sheet **EG01.13**



Store large items off the floor!

Snag-free wire surface.

WEIGHT CAPACITY:

- Up to 36″ long: 1600 lbs. *(635 kg)*.
- 48″ long: 1300 lbs. *(590 kg)*.
- 60″ long: 1000 lbs. *(454 kg)*.
  - static load equally distributed.

Note: All weights and cubic feet are approximate.

(•) MTS *(made to stock)* / ( ) MTO *(made to order)*

		length		weight		cu	chrome		EAGLEgard®		stainless steel	
		in.	mm	lbs.	kg	ft	model #	list	model #	list	model #	list
14″ overall height *(356mm)*	**18″ width** *(457mm)*	24″	610	21	9.5	0.5	**DR1824-C**	323	**DR1824-E**	378	n/a	n/a
		30″	762	24	10.9	1.0	**DR1830-C**	343	**DR1830-E**	404	n/a	n/a
		36″	914	31	14.1	1.6	**DR1836-C**	366	**DR1836-E**	429	**DR1836-S**	932
		48″	1219	37	16.8	2.2	**DR1848-C**	432	**DR1848-E** •	513	**DR1848-S**	1244
		60″	1524	43	19.5	3.0	**DR1860-C**	535	**DR1860-E**	567	n/a	n/a
	21″ width *(533mm)*	24″	610	24	10.9	0.8	**DR2124-C**	338	**DR2124-E**	401	n/a	n/a
		30″	762	27	12.2	2.0	**DR2130-C**	361	**DR2130-E**	429	n/a	n/a
		36″	914	33	15.0	2.0	**DR2136-C**	386	**DR2136-E**	454	n/a	n/a
		48″	1219	39	17.6	2.9	**DR2148-C**	457	**DR2148-E**	537	n/a	n/a
		60″	1524	45	20.4	3.3	**DR2160-C**	520	**DR2160-E**	588	n/a	n/a
	24″ width *(610mm)*	24″	610	27	12.2	1.4	**DR2424-C**	344	**DR2424-E**	409	n/a	n/a
		30″	762	30	13.6	1.8	**DR2430-C**	371	**DR2430-E**	431	n/a	n/a
		36″	914	35	15.9	2.1	**DR2436-C** •	397	**DR2436-E** •	467	**DR2436-S**	1071
		48″	1219	41	18.6	2.8	**DR2448-C** •	469	**DR2448-E** •	551	**DR2448-S**	1362
		60″	1524	47	21.3	3.5	**DR2460-C**	539	**DR2460-E**	619	n/a	n/a

Mobile Dunnage Racks NSF

see spec sheet **EG01.13**



Easy to maneuver!

WEIGHT CAPACITY:
- 800 lbs. *(363 kg)*.
  - equally distributed on the top surface.

INCLUDES:
- Four 5″ swivel polyurethane tread casters, two with brakes.
- 3-sided frame with 1″ *(25mm)*-square tubing.
- Snag-free wire surface.

Note: All weights and cubic feet are approximate.

		length		weight		cu	chrome		EAGLEgard®		stainless steel	
		in.	mm	lbs.	kg	ft	model #	list	model #	list	model #	list
14″ overall height *(356mm)*	18″ width *(457mm)*	24″	610	33	15.0	1.0	**MDR1824-C**	728	**MDR1824-E**	837	n/a	n/a
		30″	762	36	16.3	2.3	**MDR1830-C**	741	**MDR1830-E**	854	n/a	n/a
		36″	914	43	19.5	2.3	**MDR1836-C**	797	**MDR1836-E**	891	**MDR1836-S**	1482
		48″	1219	49	22.2	3.0	**MDR1848-C**	867	**MDR1848-E**	1015	**MDR1848-S**	1749
		60″	1524	55	24.9	4.5	**MDR1860-C**	882	**MDR1860-E**	1028	n/a	n/a
	21″ width *(533mm)*	24″	610	36	16.3	3.1	**MDR2124-C**	748	**MDR2124-E**	860	n/a	n/a
		30″	762	39	17.6	3.3	**MDR2130-C**	754	**MDR2130-E**	874	n/a	n/a
		36″	914	45	20.4	3.0	**MDR2136-C**	771	**MDR2136-E**	891	n/a	n/a
		48″	1219	51	23.1	4.0	**MDR2148-C**	841	**MDR2148-E**	977	n/a	n/a
		60″	1524	57	25.9	5.0	**MDR2160-C**	909	**MDR2160-E**	1033	n/a	n/a
	24″ width *(610mm)*	24″	610	40	18.1	3.0	**MDR2424-C**	752	**MDR2424-E**	869	n/a	n/a
		30″	762	42	19.1	3.0	**MDR2430-C**	759	**MDR2430-E**	878	n/a	n/a
		36″	914	47	21.3	3.0	**MDR2436-C**	820	**MDR2436-E**	922	**MDR2436-S**	1582
		48″	1219	53	24.0	4.0	**MDR2448-C**	896	**MDR2448-E**	1014	**MDR2448-S**	1866
		60″	1524	63	28.6	5.0	**MDR2460-C**	929	**MDR2460-E**	1084	n/a	n/a

Polymer Dunnage Racks NSF

see spec sheet **EG01.17**

FEATURES:
- No assembly required.

Durable polyethylene construction prevents corrosion and rust.



	width		length		weight		cubic	capacity				
	in.	mm	in.	mm	lbs.	kg	feet	lbs.	kg	color	model #	list
12″ height *(305mm)*	22″	559	36″	914	18	8.2	5.5	2000	907	black	**PD3622**	402
	22″	559	48″	1219	24	10.9	7.3	3000	1361	black	**PD4822**	483
	22″	559	60″	1524	28	12.7	9.2	3000	1361	black	**PD6022**	558
	36″	914	48″	1219	35	15.9	14.5	3500	1588	black	**PD4836**	534

Starter Units with Dunnage Shelf NSF

see spec sheet **EG01.19**



Heavy duty dunnage shelf improves the units overall weight-bearing capacity.

FEATURES:
- Tapered split sleeves create a positive lock that becomes stronger as the load increases.
- 74″ *(1880mm)* posts numbered in increments of 1″ *(25mm)* to ensure fast and level assembly.

Stationary

width x length		zinc		chrome		EAGLEgard®	
in.	mm	model #	list	model #	list	model #	list
24″ x 48″	610 x 1219	**DS4-P74-2448Z**	925	**DS4-P74-2448C**	1059	**DS4-P74-2448E**	1084

patented QuadTruss design **(Patent #5,390,803)**

Mobile

width x length		zinc		chrome		EAGLEgard®	
in.	mm	model #	list	model #	list	model #	list
24″ x 48″	610 x 1219	**DS4-CP74-2448Z**	1058	**DS4-CP74-2448C**	1197	**DS4-CP74-2448E**	1218

Note: Mobile models feature 5″ resilient swivel casters with bumpers.

100 Industrial Boulevard, Clayton, DE 19938-8903 U.S.A.
Phone: 302-653-3000. Fax: 302-653-2065
http://www.eaglemhc.com

EAGLE MHC Division
Material Handling, Healthcare & Cleanroom Equipment

Aluminum Dunnage Racks NSF

see spec sheet **EG01.17**

FEATURES:
- 1½″ *(38mm)* square tubing.
- Plastic feet.



(•) MTS *(made to stock)* / ( ) MTO *(made to order)*

	length in.	length mm	weight lbs.	weight kg	cubic feet	weight capacity lbs.	weight capacity kg	number of lats	RACKS WITH 8″ (203mm) HEIGHT model #	RACKS WITH 8″ (203mm) HEIGHT list	RACKS WITH 12″ (305mm) HEIGHT model #	RACKS WITH 12″ (305mm) HEIGHT list
20″ width *(508mm)*	36″	914	10	4.5	6.8	2000	907	4	**WDR203608-A** •	337	**WDR203612-A** •	337
	48″	1219	14	6.4	8.9	2000	907	4	**WDR204808-A** •	389	**WDR204812-A** •	389
	60″	1524	18	8.2	11.0	1500	680	4	**WDR206008-A** •	438	**WDR206012-A** •	438
24″ width *(610mm)*	36″	914	12	5.4	8.0	2000	907	5	**WDR243608-A** •	378	**WDR243612-A** •	378
	48″	1219	16	7.3	10.5	2000	907	5	**WDR244808-A** •	425	**WDR244812-A** •	425
	60″	1524	20	9.1	13.1	1500	680	5	**WDR246008-A** •	492	**WDR246012-A** •	492

Nesting Dunnage Racks NSF

see spec sheet **EG01.17**

FEATURES:
- All-aluminum construction.



Racks are stackable, saving space when not in use.

2,700 to 3,200 lb. (1225 to 1452 kg) weight capacity.

		length in.	length mm	weight lbs.	weight kg	cubic feet	weight capacity lbs.	weight capacity kg	model #	list
12″ height *(305mm)*	**18″ width** *(457mm)*	24″	610	8	3.6	3.0	3200	1452	**NDR182412-A**	320
		36″	914	10	4.5	4.5	3200	1452	**NDR183612-A**	370
		48″	1219	12	5.4	6.0	2700	1225	**NDR184812-A**	413
	20″ width *(508mm)*	24″	610	8	3.6	3.4	3200	1452	**NDR202412-A**	320
		36″	914	10	4.5	5.1	3200	1452	**NDR203612-A**	370
		48″	1219	12	5.4	6.7	2700	1225	**NDR204812-A**	413
	24″ width *(610mm)*	24″	610	9	4.1	4.0	3200	1452	**NDR242412-A**	380
		36″	914	11	5.0	6.0	3200	1452	**NDR243612-A**	423
		48″	1219	14	6.4	8.0	2700	1225	**NDR244812-A**	492

Aluminum Truck Dollies

see spec sheet **EG01.03B**

INCLUDES:
- Four designated 5″ x 1¼″ *(127 x 32mm)* casters with poly tread.
- Wraparound bumpers.



	length in.	length mm	weight lbs.	weight kg	cubic feet	caster type	caster load rate (each) lbs.	caster load rate (each) kg	model #	list
29¾″ width *(756mm)*	52⅞″	1343	41	18.6	6.3	swivel	300	136.1	**TD2448-SP**	722
	52⅞″	1343	44	20.0	6.3	swivel/brake	300	136.1	**TD2448-BSP**	1485
	64⅞″	1648	48	21.8	7.6	swivel	300	136.1	**TD2460-SP**	757
	64⅞″	1648	50	22.7	7.6	swivel/brake	300	136.1	**TD2460-BSP**	1492

Dolly Frames with Wraparound Bumper

see spec sheet **EG01.03B**



dolly frames with wraparound bumper

ORDERING:

- If ordering casters list dolly frame and caster model numbers separately.
- Holes are prepunched for use with plate casters on page 10.

(•) MTS *(made to stock)* / ( ) MTO *(made to order)*

	length		Aluminum					Chrome Plated Steel				
	in.	mm	weight lbs.	weight kg	cu ft	model #	list	weight lbs.	weight kg	cu ft	model #	list
23¾″ width *(603mm)*	40⅞″	1038	14	6.4	1.6	**DF1836-A**	426	16	7.3	1.6	**DF1836-C**	643
	46⅞″	1191	16	7.3	1.9	**DF1842-A**	448	18	8.2	1.9	**DF1842-C**	676
	52⅞″	1343	18	8.2	2.1	**DF1848-A**	463	20	9.1	2.1	**DF1848-C**	697
	64⅞″	1648	21	9.6	2.6	**DF1860-A**	509	23	10.4	2.6	**DF1860-C**	771
	76⅞″	1953	23	10.4	2.9	**DF1872-A**	592	25	11.3	2.9	**DF1872-C**	894
26¾″ width *(680mm)*	40⅞″	1038	17	7.7	1.8	**DF2136-A**	459	19	8.6	1.8	**DF2136-C**	692
	46⅞″	1191	19	8.6	2.1	**DF2142-A**	475	21	9.6	2.1	**DF2142-C**	716
	52⅞″	1343	21	9.6	2.4	**DF2148-A**	497	24	10.9	2.4	**DF2148-C**	748
	64⅞″	1648	23	10.4	2.9	**DF2160-A**	534	23	11.8	2.9	**DF2160-C**	801
	76⅞″	1953	25	11.3	3.5	**DF2172-A**	560	28	12.7	3.5	**DF2172-C**	847
29¾″ width *(756mm)*	40⅞″	1038	21	9.6	2.1	**DF2436-A**	451	23	10.4	2.1	**DF2436-C**	682
	46⅞″	1191	26	11.8	2.4	**DF2442-A**	473	29	13.2	2.4	**DF2442-C**	714
	52⅞″	1343	29	13.2	3.9	**DF2448-A**	492	32	14.5	3.9	**DF2448-C**	740
	64⅞″	1648	31	14.1	4.2	**DF2460-A** •	534	34	15.4	4.2	**DF2460-C**	801
	76⅞″	1953	39	17.7	4.5	**DF2472-A**	625	42	19.1	4.5	**DF2472-C**	942

Plastic Label Holders

see spec sheet **EG01.03D**



gray plastic label holder



black plastic label holder



clear plastic label holder

FEATURES:

- Snaps onto shelf edge.
- Provides easy identification of shelf contents or section.
- Holds 1″ to 1¼″ *(25 to 32mm)* high labels.

(•) MTS *(made to stock)* / ( ) MTO *(made to order)*

length		fits shelf size		gray		black		clear	
in.	mm	in.	mm	model #	list	model #	list	model #	list
3″	76	all	all	**A204331***	4	**A206216** *	4	**A208746**	4
13″	330	18″	457	**A206196**	8	**A206217**	8	**A208747**	8
19″	483	24″	610	**A206197**	13	**A206218**	13	**A208749**	13
25″	635	30″	762	**A206198**	15	**A206219**	15	**A208750**	15
31″	787	36″	914	**A206199**	17	**A206220**	17	**A208751** •	17
33″	838	36″	914	**A213096**	17	**A227763**	17	**A227764**	17
37″	940	42″	1067	**A223747**	18	**A223748**	18	**A223749**	18
43″	1092	48″	1219	**A206200**	19	**A206221**	19	**A208752**	19
45″	1143	48″	1219	**A212494**	23	**A225208**	23	**A217621**	23
55″	1397	60″	1524	**A206201**	26	**A206222**	26	**A208753**	26
67″	1702	72″	1829	**A227842**	35	**A227841**	35	**A222144**	35

* Actual length: 3¼″ *(83mm)*



Wire Basket Shelf NSF

see spec sheet **EG01.03E**

FEATURES:

- Chrome-plated.
- For use with standard shelving posts.
- 4¼″ *(107mm)* depth.



400-lb. (181.4 kg) weight capacity!

width	length in	length mm	weight lbs.	weight kg	chrome model #	list
18″ *(457mm)*	36″	914	10	4.5	**WBS1836C**	130

100 Industrial Boulevard, Clayton, DE 19938-8903 U.S.A.
Phone: 302-653-3000. Fax: 302-653-2065
http://www.eaglemhc.com

EAGLE MHC Division
Material Handling, Healthcare & Cleanroom Equipment

Security Modules (NSF)

see spec sheet **EG01.16**



shown with hinged door (shown mounted to shelf unit sold separately)



shown with flip-up door (shown mounted to shelf unit sold separately)

INCLUDES:

- End panels.
- Rear panel.
- Door(s).
- Fits in between two wire shelves spaced 20″ *(508mm)* apart.

Note: Shelving units sold separately—see pages 18 and 20.

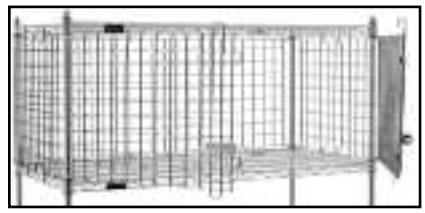

Converts portion of shelf unit into a lockable enclosed security unit, adding versatility to shelf unit. More than one module can be added to unit, depending on unit's overall height.

Hinged Doors

	length		weight		EAGLEbrite® zinc		chrome		Valu-Gard® green		EAGLEgard®		stainless steel	
	in.	mm	lb.	kg	model #	list	model #	list	model #	list	model #	list	model #	list
18″ width *(457mm)*	30″	762	20	9.0	**SECM1830Z**	460	**SECM1830C**	603	**SECM1830VG**	628	**SECM1830E**	635	**SECM1830S**	1630
	36″	914	23	10.4	**SECM1836Z**	471	**SECM1836C**	610	**SECM1836VG**	635	**SECM1836E**	642	**SECM1836S**	1660
	48″	1219	27	12.2	**SECM1848Z**	500	**SECM1848C**	648	**SECM1848VG**	675	**SECM1848E**	683	**SECM1848S**	1775
	60″	1524	32	14.5	**SECM1860Z**	503	**SECM1860C**	729	**SECM1860VG**	759	**SECM1860E**	767	**SECM1860S**	1786
21″ width *(533mm)*	30″	762	21	9.5	**SECM2130Z**	470	**SECM2130C**	609	**SECM2130VG**	633	**SECM2130E**	641	**SECM2130S**	1655
	36″	914	24	10.9	**SECM2136Z**	478	**SECM2136C**	619	**SECM2136VG**	645	**SECM2136E**	653	**SECM2136S**	1690
	48″	1219	29	13.2	**SECM2148Z**	513	**SECM2148C**	660	**SECM2148VG**	687	**SECM2148E**	696	**SECM2148S**	1819
	60″	1524	33	15.0	**SECM2160Z**	519	**SECM2160C**	738	**SECM2160VG**	769	**SECM2160E**	776	**SECM2160S**	1838
24″ width *(610mm)*	30″	762	24	10.9	**SECM2430Z**	476	**SECM2430C**	618	**SECM2430VG**	644	**SECM2430E**	652	**SECM2430S**	1682
	36″	914	27	12.2	**SECM2436Z**	494	**SECM2436C**	660	**SECM2436VG**	687	**SECM2436E**	696	**SECM2436S**	1742
	48″	1219	31	14.1	**SECM2448Z**	524	**SECM2448C**	749	**SECM2448VG**	781	**SECM2448E**	790	**SECM2448S**	1859
	60″	1524	35	15.9	**SECM2460Z**	557	**SECM2460C**	840	**SECM2460VG**	875	**SECM2460E**	882	**SECM2460S**	1982

Flip-Up Door

	length		weight		EAGLEbrite® zinc		chrome		Valu-Gard® green		EAGLEgard®		stainless steel	
	in.	mm	lb.	kg	model #	list	model #	list	model #	list	model #	list	model #	list
18″ width *(457mm)*	30″	762	24	10.9	**SECM1830FZ**	542	**SECM1830FC**	643	**SECM1830FVG**	670	**SECM1830FE**	682	**SECM1830FS**	1904
	36″	914	29	13.2	**SECM1836FZ**	549	**SECM1836FC**	653	**SECM1836FVG**	681	**SECM1836FE**	687	**SECM1836FS**	1931
	48″	1219	34	15.4	**SECM1848FZ**	573	**SECM1848FC**	684	**SECM1848FVG**	712	**SECM1848FE**	719	**SECM1848FS**	2027
	60″	1524	39	17.6	**SECM1860FZ**	578	**SECM1860FC**	684	**SECM1860FVG**	712	**SECM1860FE**	777	**SECM1860FS**	2039
21″ width *(533mm)*	30″	762	26	11.8	**SECM2130FZ**	547	**SECM2130FC**	653	**SECM2130FVG**	681	**SECM2130FE**	687	**SECM2130FS**	1928
	36″	914	30	13.6	**SECM2136FZ**	558	**SECM2136FC**	660	**SECM2136FVG**	687	**SECM2136FE**	696	**SECM2136FS**	1957
	48″	1219	35	15.9	**SECM2148FZ**	592	**SECM2148FC**	697	**SECM2148FVG**	727	**SECM2148FE**	733	**SECM2148FS**	2062
	60″	1524	40	18.1	**SECM2160FZ**	599	**SECM2160FC**	751	**SECM2160FVG**	782	**SECM2160FE**	791	**SECM2160FS**	2084
24″ width *(610mm)*	30″	762	28	12.7	**SECM2430FZ**	556	**SECM2430FC**	658	**SECM2430FVG**	685	**SECM2430FE**	692	**SECM2430FS**	1949
	36″	914	32	14.5	**SECM2436FZ**	567	**SECM2436FC**	692	**SECM2436FVG**	723	**SECM2436FE**	730	**SECM2436FS**	1999
	48″	1219	38	17.2	**SECM2448FZ**	594	**SECM2448FC**	761	**SECM2448FVG**	794	**SECM2448FE**	799	**SECM2448FS**	2098
	60″	1524	43	19.5	**SECM2460FZ**	622	**SECM2460FC**	829	**SECM2460FVG**	863	**SECM2460FE**	874	**SECM2460FS**	2196

FULL-SIZE SECURITY UNITS

Safely store and transport costly materials and items subject to pilferage.

Full-Size Stationary Security Units (NSF)

see spec sheet **EG01.22**



patented QuadTruss design

(Patent #5,390,803)

Patented QuadTruss® Design
makes shelves up to 25% stronger and provides a retaining ledge for increased strength and product retention.

FEATURES:
- 2˝ x 2˝ *(51 x 51mm)* mesh.
- Shipped knocked-down.

Note: See pages 31-32 for optional cart covers available.
Doors on front and rear of unit available. To order, add suffix "**-2D**" (ex: SC2436S-**2D**). **20% upcharge**.

(•) MTS *(made to stock)* / ( ) MTO *(made to order)*

		length		weight		cu	chrome		EAGLEgard®		stainless steel	
		in.	mm	lbs.	kg	ft	model #	list	model #	list	model #	list
67˝ overall height *(1702mm)*	17¼˝ width *(438mm)*	33¼˝	845	114	51.7	5	**SC1430**	1345	**SC1430E**	1351	**SC1430S**	3188
		39¼˝	997	123	55.8	5	**SC1436** •	1494	**SC1436E**	1500	**SC1436S**	3540
		51¼˝	1302	141	64.0	9	**SC1448** •	1858	**SC1448E**	1881	**SC1448S**	4310
		63¼˝	1607	159	72.1	10	**SC1460**	2059	**SC1460E**	2038	**SC1460S**	4492
	27¼˝ width *(692mm)*	33¼˝	845	123	55.8	9	**SC2430**	1434	**SC2430E**	1752	**SC2430S**	3975
		39¼˝	997	145	65.8	9	**SC2436** •	1592	**SC2436E** •	1949	**SC2436S**	4414
		51¼˝	1302	171	77.6	13	**SC2448** •	1986	**SC2448E** •	2422	**SC2448S**	5377
		63¼˝	1607	197	89.4	15	**SC2460** •	2153	**SC2460E**	2628	**SC2460S**	5568
	33¼˝ width *(845mm)*	33¼˝	845	145	65.8	15	**SC3030**	1804	**SC3030E**	2144	**SC3030S**	4966
		39¼˝	997	163	73.9	13	**SC3036**	2002	**SC3036E**	2381	**SC3036S**	5518
		51¼˝	1302	181	82.1	15	**SC3048**	2495	**SC3048E**	3114	**SC3048S**	6724
		63¼˝	1607	207	93.9	18	**SC3060**	2692	**SC3060E**	3348	**SC3060S**	6959

Full-Size Mobile Security Units (NSF)

see spec sheet **EG01.22**



patented QuadTruss design

(Patent #5,390,803)

Patented QuadTruss® Design
makes shelves up to 25% stronger and provides a retaining ledge for increased strength and product retention.

FEATURES:
- Four swivel 5˝ x 1¼˝ *(127 x 32mm)* stem casters with polyurethane tread, two with brake.
- 2˝ x 2˝ *(51 x 51mm)* mesh.
- Shipped knocked-down.

Note: All stainless steel mobile security units come with stainless steel casters with polyurethane tread. See page 9 for other stem casters available.
See pages 30-31 for optional cart covers available.
Doors on front and rear of unit available. To order, add suffix "**-2D**" (ex: CSC2430-**2D**). **20% upcharge**.

(•) MTS *(made to stock)* / ( ) MTO *(made to order)*

		length		weight		cu	chrome		EAGLEgard®		stainless steel	
		in.	mm	lbs.	kg	ft	model #	list	model #	list	model #	list
69˝ overall height *(1753mm)*	27¼˝ width *(692mm)*	33¼˝	845	135	61.2	9	**CSC2430**	1685	**CSC2430E**	2001	**CSC2430S**	3975
		39¼˝	997	161	73.0	9	**CSC2436** •	1873	**CSC2436E** •	2223	**CSC2436S**	4414
		51¼˝	1302	185	83.9	13	**CSC2448** •	2263	**CSC2448E** •	2702	**CSC2448S**	5378
		63¼˝	1607	204	92.5	15	**CSC2460** •	2435	**CSC2460E**	2906	**CSC2460S**	5568
	33¼˝ width *(845mm)*	33¼˝	845	161	73.0	15	**CSC3030**	2130	**CSC3030E**	2565	**CSC3030S**	4966
		39¼˝	997	179	87.2	13	**CSC3036**	2368	**CSC3036E**	2853	**CSC3036S**	5518
		51¼˝	1302	203	92.1	15	**CSC3048**	2855	**CSC3048E** •	3461	**CSC3048S**	6724
		63¼˝	1607	221	100.2	18	**CSC3060** •	3070	**CSC3060E**	3727	**CSC3060S**	6959

100 Industrial Boulevard, Clayton, DE 19938-8903 U.S.A.
Phone: 302-653-3000. Fax: 302-653-2065
http://www.eaglemhc.com

EAGLE MHC Division
Material Handling, Healthcare & Cleanroom Equipment

Full-Size Dolly Truck Security Units (NSF)

see spec sheet **EG01.22**



patented QuadTruss design

(Patent #5,390,803)

Patented QuadTruss® Design
makes shelves up to 25% stronger and provides a retaining ledge for increased strength and product retention.

INCLUDES:

- Dolly with wraparound bumper.
- 2″ x 2″ *(51x 51mm)* mesh.
- Four swivel 5″ x 1¼″ *(127 x 32mm)* poly plate casters, two with brakes.
- Shipped knocked down.

Note: See page 10 for optional plate casters.
See pages 31-32 for optional cart covers available.
Doors on front and rear of unit available. To order, add suffix "**-2D**" (ex: DTSC2448-**2D**). **20% upcharge**.

(•) MTS *(made to stock)* / ( ) MTO *(made to order)*

		length		weight		cu	chrome shelf unit with aluminum dolly		EAGLEgard® shelf unit with aluminum dolly		stainless steel shelf unit with stainless steel dolly	
		in.	mm	lbs.	kg	ft	model #	list	model #	list	model #	list
69″ overall height *(1753mm)*	**29¾″ width** *(756mm)*	34⅞″	886	161	73.0	7.3	**DTSC2430**	2025	**DTSC2430E**	3510	**DTSC2430S**	6534
		40⅞″	1038	177	80.3	10.7	**DTSC2436**	2249	**DTSC2436E**	3898	**DTSC2436S**	7261
		52⅞″	1343	214	97.1	18.5	**DTSC2448**	2668	**DTSC2448E**	4641	**DTSC2448S**	8617
		64⅞″	1648	245	111.1	22.9	**DTSC2460**	2868	**DTSC2460E**	5118	**DTSC2460S**	8845

Optional Posts for Full-Size Security Units

post height		weight		cu	chrome		EAGLEgard®		stainless steel	
in.	mm	lbs.	kg	ft	model #	list	model #	list	model #	list
74″	1880	4	1.8	0.5	**SP74-CS**	38	**SP74-ES**	45	**SP74-SS**	98
86″	2184	5	2.3	0.8	**SP86-CS**	47	**SP86-ES**	51	**SP86-SS**	113

Optional Shelves for Full-Size Security Units

Wire Shelves — Must be installed when assembling unit.

Optional Quad-Adjust® Shelves — For use as intermediate shelves only.

	length		weight		cu	chrome		EAGLEgard®		stainless steel		chrome		EAGLEgard®		stainless steel	
	in.	mm	lbs.	kg	ft	model #	list	model #	list	model #	list	model #	list	model #	list	model #	list
14″ width* *(356mm)*	30″	762	7	3.2	0.5	**1430C•**	76	**1430E•**	90	**1430S**	261	n/a		n/a		n/a	
	36″	914	8	3.6	0.5	**1436C•**	83	**1436E•**	94	**1436S•**	263	**QA1436C**	131	**QA1436E**	146	**QA1436S**	360
	48″	1219	10	4.5	0.7	**1448C•**	94	**1448E•**	108	**1448S•**	324	**QA1448C**	148	**QA1448E**	167	**QA1448S**	431
	60″	1524	14	6.4	0.9	**1460C•**	106	**1460E•**	124	**1460S•**	412	**QA1460C**	159	**QA1460E**	181	**QA1460S**	540
24″ width *(610mm)*	30″	762	11	5.0	0.8	**2430C•**	104	**2430E•**	126	**2430S•**	400	n/a		n/a		n/a	
	36″	914	13	5.9	0.8	**2436C•**	106	**2436E•**	128	**2436S•**	404	**QA2436C**	159	**QA2436E**	186	**QA2436S**	531
	48″	1219	16	7.3	1.2	**2448C•**	128	**2448E•**	157	**2448S•**	490	**QA2448C**	186	**QA2448E**	219	**QA2448S**	631
	60″	1524	21	9.5	1.5	**2460C•**	154	**2460E•**	186	**2460S•**	598	**QA2460C**	213	**QA2460E**	251	**QA2460S**	768
30″ width* *(762mm)*	30″	762	16	7.3	1.0	**3030C**	138	**3030E**	165	**3030S**	472						
	36″	914	17	7.7	1.0	**3036C•**	157	**3036E•**	190	**3036S•**	535						
	48″	1219	20	9.1	1.5	**3048C•**	181	**3048E•**	217	**3048S•**	624						
	60″	1524	25	11.4	1.8	**3060C•**	199	**3060E•**	246	**3060S•**	692						

* 14″ and 30″ widths *(356 and 762mm) do not fit Full-Size Dolly Truck Security Units.*

Ordering Full Size Security Units Assembled:

- Security carts shipped assembled, **add $1415** to list price and add suffix "**-A**". **Example: SC1460E-A.**
- For assembled unit with center shelves installed *(evenly spaced)*, indicate number of center shelves wanted by adding a number before the **"A"** in suffix **"-A"**.
- For **example, suffix "-1A"** indicates assembled unit with one center shelf, suffix **"-2A"** indicates assembled unit with two center shelves, and so on. **Example: SC1460E-2A.**
- **PRICING: add $1415 to list price** of security unit, and add list price of each applicable center shelf to be added.

Mini Security Units (NSF)

see spec sheet **EG01.22**



patented QuadTruss design

(Patent #5,390,803)

Patented QuadTruss® Design
makes shelves up to 25% stronger and provides a retaining ledge for increased strength and product retention.

FEATURES:
- Stationary chrome plated units.
- 40˝ *(1016mm)* height.
- Shipped knocked down.

(•) MTS *(made to stock)* / ( ) MTO *(made to order)*

	length in.	length mm	weight lbs.	weight kg	cubic feet	model #	list
16˝ width *(406mm)*	38˝	965	88	39.9	8.6	**MSC1436•**	1288
	50˝	1270	104	47.2	9.6	**MSC1448**	1647
26˝ width *(660mm)*	38˝	965	100	45.4	9.2	**MSC2436***	1337
	50˝	1270	114	51.7	10.6	**MSC2448***	1708

* Optional stem casters *(page 9)* available only for these models.

Optional Shelves for Mini Security Units

- With chrome plated finish.

	length in.	length mm	weight lbs.	weight kg	cubic feet	model #	list
14˝ width *(356mm)*	36˝	914	8	3.6	0.5	**1436C •**	83
	48˝	1219	10	4.5	0.7	**1448C •**	94
24˝ width *(610mm)*	36˝	914	13	6.0	0.8	**2436C •**	106
	48˝	1219	16	7.3	1.2	**2448C •**	128



Optional Add-A-Shelf® Adjustable Shelves for All Security Units

see spec sheet **EG01.22**



optional Add-A-Shelf® being added to security unit

WEIGHT CAPACITY:
- 300 lb.*(136.1 kg)* per shelf.

Note: Top and bottom shelves of unit must be standard shelves—see page 43.

WARNING:
- Use Add-A-Shelf® shelves for intermediate shelves.

FEATURES:
- Chrome finish.

(•) MTS *(made to stock)* / ( ) MTO *(made to order)*

	length in.	length mm	weight lbs.	weight kg	cubic feet	model #	list
14˝ width *(356mm)*	36˝	914	8	3.6	0.5	**A1436C •**	90
	48˝	1219	10	4.6	0.7	**A1448C •**	103
24˝ width *(610mm)*	36˝	914	13	5.9	0.8	**A2436C •**	117
	48˝	1219	16	7.3	1.2	**A2448C •**	138
	60˝	1524	21	9.5	1.5	**A2460C •**	177

patented QuadTruss design

(Patent #5,390,803)

Patented QuadTruss® Design
makes shelves up to 25% stronger and provides a retaining ledge for increased strength and product retention.

Just a quick note...

GET FREE DOWNLOADS

• Spec Sheet • Product Instructions • Special Flyers • Brochures •

www.eaglemhc.com

100 Industrial Boulevard, Clayton, DE 19938-8903 U.S.A.
Phone: 302-653-3000. Fax: 302-653-2065
http://www.eaglemhc.com

EAGLE MHC Division
Material Handling, Healthcare & Cleanroom Equipment

Tank Racks

see spec sheet EG01.31

FEATURES:
- All models chrome-plated.
- Two styles available.



style "B" tank rack with optional drip pan shown



style "A" tank rack with optional drip pan shown

Style "A" – 33″ *(838mm)* height
Includes:
- One dunnage mat with frame.
- One 3-sided frame.
- Four 33″ *(838mm)* posts.
- Cable assembly.

Style "B" – 74″ *(1880mm)* height
Includes:
- One dunnage mat with frame.
- One 3-sided frame.
- Four 74″ *(1880mm)* posts.
- Cable assembly.
- Two standard shelves.

	length		weight		cu			weight		cu		
	in.	mm	lb.	kg	ft	model #	list	lb.	kg	ft	model #	list
24″ width *(610mm)*	30″	762	40	18.1	0.2	**STR2430A**	594	68	30.8	0.3	**STR2430B**	906
	48″	1219	50	22.7	0.3	**STR2448A**	710	88	39.9	0.4	**STR2448B**	1099

Optional Drip Pans for Tank Racks

- Stainless steel.



	length		weight		cu		
	in.	mm	lb.	kg	ft	model #	list
24″ width *(610mm)*	30″	762	8	3.6	0.2	**DP30**	316
	48″	1219	12	5.4	0.3	**DP48**	359

Optional Cylinder Retainer for Tank Racks

- Chrome-plated.
- Cylinders are secured to retainer to further prevent damage.

width		weight		cu		
in.	mm	lb.	kg	ft	model #	list
24″	610	7	3.2	0.3	**CRR24-C**	151



Modular Desks / Workstations

see spec sheet EG01.02

FEATURES:
- Heavy gauge type 304 stainless steel.
- Two chrome cantilever open-wire shelves.
- 16 gauge 1″ *(25mm)* diameter chrome-plated posts with exclusive MasterSeal® coating.
- Rear grid panel constructed of chrome.
- Three-sided 1″ *(25mm)* channel frame.
- Leveling feet.
- 74″ *(1880mm)* O.A. height.



	length		weight		cubic		
	in.	mm	lb.	kg	feet	model #	list
24″ width *(610mm)*	36″	914	78	35.3	1.0	**MD2436**	1632
	48″	1219	85	38.6	1.0	**MD2448**	1768

Optional Keyboard Station

- Mounts under tabletop.
- 20½″ wide x 11½″ deep *(521 x 292mm)*.

weight		cu	chrome		stainless	
lbs.	kg	ft	model #	list	model #	list
6.0	2.7	0.35	**KBD-1**	340	**KBD-1/SS**	472



adjusTable® Work Surface Systems

see spec sheet **EG10.09**

CUSTOM:

- Unit can be expanded and customized by adding optional shelving accessories *(pages 48-53)*.
- Custom configurations available, including alternate finishes and solid shelving. Contact factory to configure your custom workstation.
- Optional drawers available *(see pages 212-215)*.



basic unit

CUSTOMIZABLE WORK SURFACE CONFIGURATIONS TO MEET YOUR NEEDS!



1-tier unit



2-tier unit

Note: To order table with 5″ *(127mm)* resilient-tread casters, add suffix **"-CAH"** and **add to list price $718**. **Example: T3036EBW-1-CAH.**

To order table with 5″ *(127mm)* poly-tread casters, add suffix **"-CAHP"** and **add to list price $622**. **Example: T3036EBW-1-CAHP.**

(•) MTS *(made to stock)* / ( ) MTO *(made to order)*

patented QuadTruss design

(Patent #5,390,803)

Patented QuadTruss® Design makes shelves up to 25% stronger and provides a retaining ledge for increased strength and product retention.

adjusTable®

Additional wire undershelves, solid stainless steel undershelves, chrome wire overshelves, or solid stainless steel overshelves make the possibilities almost unlimited.

				Basic Units 33½″ *(851mm)* overall height.						**1-tier Units** 54½″ *(1384mm)* overall height.						**2-tier Units** 62½″ *(1588mm)* overall height.					
	length		**cu**	**weight**		**16/304**		**14/304**		**weight**		**16/304**		**14/304**		**weight**		**16/304**		**14/304**	
	in.	**mm**	**ft**	**lbs.**	**kg**	**model #**	**list**	**model #**	**list**	**lbs.**	**kg**	**model #**	**list**	**model #**	**list**	**lbs.**	**kg**	**model #**	**list**	**model #**	**list**
24″ width *(610mm)*	36″	914	4.5	65	29.5	**T2436EBW**	1134	**T2436EW**	1243	73	33.1	**T2436EBW-1**	1411	**T2436EW-1**	1520	81	36.7	**T2436EBW-2**	1547	**T2436EW-2**	1657
	48″	1219	5.7	81	36.7	**T2448EBW**	1231	**T2448EW**	1427	91	41.3	**T2448EBW-1**	1582	**T2448EW-1**	1729	101	45.8	**T2448EBW-2**	1744	**T2448EW-2**	1895
	60″	1524	7.1	99	44.9	**T2460EBW**	1442	**T2460EW**	1640	113	51.3	**T2460EBW-1**	1786	**T2460EW-1**	1954	127	57.6	**T2460EBW-2**	1962	**T2460EW-2**	2131
30″ width *(762mm)*	36″	914	4.5	75	34.0	**T3036EBW**	1255	**T3036EW**	1406	83	37.6	**T3036EBW-1**	1532	**T3036EW-1**	1690	91	41.3	**T3036EBW-2**	1668	**T3036EW-2**	1826
	48″	1219	5.7	94	42.6	**T3048EBW**	1417	**T3048EW**	1614	104	47.2	**T3048EBW-1**	1722	**T3048EW-1**	1912	114	51.7	**T3048EBW-2**	1883	**T3048EW-2**	2085
	60″	1524	7.1	115	52.2	**T3060EBW**	1640	**T3060EW**	1867	129	58.5	**T3060EBW-1**	1954	**T3060EW-1**	2186	143	64.9	**T3060EBW-2**	2130	**T3060EW-2**	2365

CONSISTS OF:

- Stainless steel table top/work surface with hat channel supports.
- Four 33″ *(838mm)* chrome posts.
- Two chrome wire undershelves.*

CONSISTS OF:

- Stainless steel table top/work surface with hat channel supports.
- Two 54″ *(1372mm)* rear chrome posts.
- Two 33″ *(838mm)* front chrome posts.
- Two 21″ *(533mm)* front chrome posts for overshelf.
- One 14″ *(356mm)* wide chrome wire overshelf.
- Two chrome wire undershelves.*

CONSISTS OF:

- Stainless steel table top/work surface with hat channel supports.
- Two 63″ *(1600mm)* rear chrome posts.
- Two 33″ *(838mm)* front chrome posts.
- Two 29″ *(737mm)* front chrome posts for overshelves.
- Two 14″ *(356mm)* wide chrome wire overshelves.
- Two chrome wire undershelves.*

*18″ *(457mm)* wide undershelves used for 24″ *(610mm)* wide tables; 24″ *(610mm)* wide undershelves used for 30″ *(762mm)* wide tables.

			Table Mount				**Wire Mount**			
weight		**cu**	**chrome**		**stainless**		**chrome**		**stainless**	
lbs.	**kg**	**ft**	**model #**	**list**	**model #**	**list**	**model #**	**list**	**model #**	**list**
6.0	2.7	0.35	**KBD-1**	340	**KBD-1/SS**	472	**KBD-2•**	295	**KBD-2/SS**	514



table mount keyboard station



wire mount keyboard station

Post Clamp for 1-tier and 2-tier Units

- Attaches 3″ x 3″ *(76 x 76mm)* grid panel *(see enclosure panels on page 48 and wall mats on page 90)* onto AdjusTable® systems with overshelves.
- Chrome-plated collar with ¼-20 weld stud, chrome acorn nut and heavy gauge clamp.

model #	**list each**
A210098	5



100 Industrial Boulevard, Clayton, DE 19938-8903 U.S.A.
Phone: 302-653-3000. Fax: 302-653-2065
http://www.eaglemhc.com

EAGLE MHC Division
Material Handling, Healthcare & Cleanroom Equipment

Shelving Components / Accessories

see spec sheets **EG01.03A** **EG01.03D**

(•) MTS *(made to stock)* / ( ) MTO *(made to order)*

Collar Plug

- Fills shelf corner openings where posts have been eliminated by use of "S" hooks.
- Packed four per bag.



model #	list
COLLAR PLUG *(set of four)*	10

Post Cap

- Fills post end openings at top of shelving unit.



model #	list ea
POST CAP	1

Post Clamps

- Provides maximum strength when shelving units are connected by clamping posts securely together.



chrome		black epoxy	
model #	list ea	model #	list ea
POST CLAMP	8	**A214169**	10

Note: Will not work with QuadPLUS® or Add-A-Shelf®

Retaining Clamp

- Chrome-plated.
- For use with enclosure panels *(page 48)* in conjunction with wire shelf.



model #	list ea
RETAINING CLAMP	4

Glides

- Fits under leveling bolt to protect floors from abrasion.



model #	list ea
GLIDES	2

Aluminum Split Sleeves

- For conductive, over-the-road or high-temperature installations.
- Set of four.



aluminum split sleeves and ring

with zinc rings		with stainless rings	
model #	list	model #	list
A208909 •	22	**A208908** •	35

Plastic Split Sleeves

- Four included with each shelf.
- High-temperature-resistant ABS plastic create a positive lock that becomes stronger as the load increases.



model #	list
PLASTIC SPLIT SLEEVES *(set of four)*	5

Plastic Conductive Split Sleeves

- Packed four per bag.



model #	list
A219236	15

Casting

- Stabilizes leveling foot.



model #	list ea
A203568	2

Leveling Foot

- Use these to accommodate for uneven floors.

model #	list ea
LEVELING FOOT	1

Security "S" Hooks

- Discourages separation of adjoined shelf units.
- Hardware included.



model #	list ea
S-HOOKS-SK	9

"S" Hooks

- Join individual shelving units in a number of combinations using "S" hooks.
- Joins end-to-end, back-to-back, or at right angles.
- Two hooks required per connection.
- Stainless steel.



model #	list ea
A200012 •	3

Foot Plates

- These allow unit to be bolted to the floor.
- Can be used without bolts when a wider foot is desired for more stability.



type of foot plate	chrome model #	chrome list ea	black epoxy model #	black epoxy list ea	stainless steel model #	stainless steel list ea
Triangular	**FOOT PLATE**	18	**FOOT PLATE-BL**	18	**FOOT PLATE-S**	35
Square	**A207199**	26	**A226104**	26	**A208627**	38
"Space-Saving" Square	**A226093**	28	**A226105**	28	**A226096**	41
Space-Saving "Slim"	**A230624**	28	**A230625**	28	**A230612**	39

Enclosure Panels (NSF)

see spec sheet **EG01.03A**

• Includes four retaining clamps.

(•) MTS *(made to stock)* / ( ) MTO *(made to order)*

Note: These do not work with corner castings of solid shelves. Recommended for use with wire shelves only.

Helps secure shelf contents, enclosing the back and sides of unit.



shelf	panel width in.	panel width mm	post height in.	post height mm	weight lb.	weight kg	cubic feet	chrome model #	chrome list	stainless model #	stainless list
18″ width (457mm)	14″	356	54″	1372	6	2.7	1.5	**E1854-C**	87	**E1854-S**	195
	14″	356	63″	1600	7	3.2	1.8	**E1863-C** •	91	**E1863-S**	208
	14″	356	74″	1880	8	3.6	2.0	**E1874-C** •	100	**E1874-S**	245
	14″	356	86″	2184	9	4.1	2.3	**E1886-C**	181	**E1886-S**	253
24″ width (610mm)	20″	233	54″	1372	9	4.1	2.1	**E2454-C**	103	**E2454-S**	234
	20″	233	63″	1600	10	4.5	2.3	**E2463-C** •	109	**E2463-S**	257
	20″	233	74″	1880	11	5.0	2.6	**E2474-C** •	114	**E2474-S**	281
	20″	233	86″	2184	12	5.4	2.8	**E2486-C**	201	**E2486-S**	296

CONSULT THESE TABLES FOR NUMBER OF PANELS REQUIRED:

Panels sold individually. Consult charts below for number of panels needed.

For the Back of Unit

shelf length in.	shelf length mm	for 54″ (1372mm) post height —panel(s) required	for 63″ (1600mm) post height —panel(s) required	for 74″ (1880mm) post height —panel(s) required	for 86″ (2184mm) post height —panel(s) required
30″	762	one (1) **E2454**	one (1) **E2463**	one (1) **E2474**	one (1) **E2486**
36″	914	two (2) **E1854**	two (2) **E1863**	two (2) **E1874**	two (2) **E1886**
42″	1067	one (1) **E1854**	one (1) **E1863**	one (1) **E1874**	one (1) **E1886**
		one (1) **E2454**	one (1) **E2463**	one (1) **E2474**	one (1) **E2486**
48″	1092	two (2) **E2454**	two (2) **E2463**	two (2) **E2474**	two (2) **E2486**
54″	1372	two (2) **E1854**	two (2) **E1863**	two (2) **E1874**	two (2) **E1886**
		one (1) **E2454**	one (1) **E2463**	one (1) **E2474**	one (1) **E2486**
60″	1524	two (2) **E2454**	two (2) **E2463**	two (2) **E2474**	two (2) **E2486**
		one (1) **E1854**	one (1) **E1863**	one (1) **E1874**	one (1) **E1886**
72″	1829	three (3) **E2454**	three (3) **E2463**	three (3) **E2474**	three (3) **E2486**

For Each End

shelf width in.	shelf width mm	for 54″ (1372mm) post height —panel(s) required	for 63″ (1600mm) post height —panel(s) required	for 74″ (1880mm) post height —panel(s) required	for 86″ (2184mm) post height —panel(s) required
18″	457	one (1) **E1854**	one (1) **E1863**	one (1) **E1874**	one (1) **E1886**
21″	533	one (1) **E1854**	one (1) **E1863**	one (1) **E1874**	one (1) **E1886**
24″	610	one (1) **E2454**	one (1) **E2463**	one (1) **E2474**	one (1) **E2486**
30″	762	one (1) **E2454**	one (1) **E2463**	one (1) **E2474**	one (1) **E2486**
36″	914	two (2) **E1854**	two (2) **E1863**	two (2) **E1874**	one (1) **E1886**

Clips for Solid Shelves (ONLY)

spec sheet **EG01.03A**

…for Bottom Shelves ONLY

Order one for every two (2) enclosure panels.



	list
SSENCBKT	56

…for All Other Solid Shelves

Sold individually.



model #	list each
A204318	1

Rods and Tabs

see spec sheet **EG01.03D**



chrome model #	chrome list ea	stainless steel model #	stainless steel list ea
R54-C	15	**R54-S**	45
R63-C •	17	**R63-S**	51
R74-C •	18	**R74-S**	58
R86-C •	20	**R86-S**	61

FEATURES:

- Used to enclose backs or sides of shelving units to prevent contents from falling.
- Also used to partition shelving units by positioning rods interior to shelves.
- Model number indicates height.
- Each rod comes with four tabs.

(•) MTS *(made to stock)* / ( ) MTO *(made to order)*

100 Industrial Boulevard, Clayton, DE 19938-8903 U.S.A.
Phone: 302-653-3000. Fax: 302-653-2065
http://www.eaglemhc.com

EAGLE MHC Division
Material Handling, Healthcare & Cleanroom Equipment

Dividers

see spec sheet **EG01.03A**

FEATURES:
- 8″ high *(203mm)* dividers keep shelf contents organized.

Solid Shelving Dividers

(•) MTS *(made to stock)* / ( ) MTO *(made to order)*

length in.	length mm	cubic feet	weight lb.	weight kg	chrome model #	chrome list	stainless steel model #	stainless steel list
14″	356	0.6	1.0	0.5	**SSD14-C**	30	**SSD14-S**	100
18″	457	0.6	1.3	0.6	**SSD18-C**	35	**SSD18-S**	104
21″	533	0.8	1.5	0.7	**SSD21-C**	38	**SSD21-S**	123
24″	610	1.0	1.8	0.8	**SSD24-C** •	42	**SSD24-S**	126
30″	762	1.2	2.3	1.0	**SSD30-C**	58	**SSD30-S**	156
36″	914	1.4	3.0	1.4	**SSD36-C**	71	**SSD36-S**	184





Wire Shelving Dividers (NSF)

length in.	length mm	cubic feet	weight lb.	weight kg	chrome model #	chrome list	VALU-MASTER® model #	VALU-MASTER® list	Valu-Gard® model #	Valu-Gard® list	EAGLEgard® model #	EAGLEgard® list	stainless model #	stainless list
14″	356	0.6	1.0	0.5	**SD14-C** •	30	**SD14-V**	31	**SD14-VG**	31	**SD14-E**	33	**SD14-S**	87
18″	457	0.6	1.0	0.5	**SD18-C**	35	**SD18-V**	37	**SD18-VG**	37	**SD18-E**	38	**SD18-S**	99
21″	533	0.8	2.0	0.9	**SD21-C** •	38	**SD21-V**	39	**SD21-VG**	39	**SD21-E**	42	**SD21-S**	113
24″	610	1.0	2.0	0.9	**SD24-C** •	43	**SD24-V**	47	**SD24-VG**	47	**SD24-E**	52	**SD24-S** •	122
30″	762	1.2	2.0	0.9	**SD30-C**	52	**SD30-V**	53	**SD30-VG**	53	n/a	n/a	**SD30-S**	148
36″	914	1.4	3.0	1.4	**SD36-C**	60	**SD36-V**	63	**SD36-VG**	63	n/a	n/a	**SD36-S**	178

Slanted Shelves

see spec sheet **EG01.03E**

FEATURES:
- 2″ *(51mm)* slope.
- Shipped knocked-down.



optional slanted shelves

2″ slant increases visibility, allows easy access to shelf contents.

patented QuadTruss design

(Patent #5,390,803)

Patented QuadTruss® Design
makes shelves up to 25% stronger and provides a retaining ledge for increased strength and product retention.

	length in.	length mm	weight lb.	weight kg	cubic feet	EAGLEbrite® model #	EAGLEbrite® list	chrome model #	chrome list	EAGLEgard® model #	EAGLEgard® list
21″ width *(533mm)*	36″	914	11	5.0	0.8	**SL2136Z**	128	**SL2136C**	141	**SL2136E**	166
	48″	1219	14	6.4	1.1	**SL2148Z**	166	**SL2148C**	184	**SL2148E**	220
	60″	1524	18	8.2	1.1	**SL2160Z**	180	**SL2160C**	197	**SL2160E**	257
24″ width *(610mm)*	36″	914	13	5.9	0.8	**SL2436Z**	158	**SL2436C**	177	**SL2436E**	212
	48″	1219	16	7.3	1.2	**SL2448Z**	185	**SL2448C**	203	**SL2448E**	249
	60″	1524	21	9.5	1.5	**SL2460Z**	200	**SL2460C**	217	**SL2460E**	263

Stationary Wire Wall Mounts (NSF)

see spec sheet **EG02.12**



end unit

Designed for fixed application

Note: Shelves *(page 6)* sold separately.

END UNIT:
- One single shelf support and mounting plate.

MID UNIT:
- One double shelf support and mounting plate.

(•) MTS *(made to stock)* / ( ) MTO *(made to order)*

			End Units*								Mid Units							
length in.	length mm	cu ft	weight** lbs.	weight** kg	chrome model #	chrome list	Valu-Gard® model #	Valu-Gard® list	stainless** model #	stainless** list	weight** lbs.	weight** kg	chrome model #	chrome list	Valu-Gard® model #	Valu-Gard® list	stainless** model #	stainless** list
14″	356	0.5	6	2.7	**WB14-C** •	60	**WB14-VG** •	61	**WB14-S**•	143	8	3.6	**DWB14-C** •	90	**DWB14-VG**	91	**DWB14-S**	217
18″	457	0.5	8	3.6	**WB18-C** •	61	**WB18-VG** •	62	**WB18-S**•	153	10	4.5	**DWB18-C** •	92	**DWB18-VG**	94	**DWB18-S**	230
21″	533	0.7	10	4.5	**WB21-C** •	61	**WB21-VG**	62	**WB21-S**	156	12	5.5	**DWB21-C**	92	**DWB21-VG**	94	**DWB21-S**	235
24″	610	0.7	12	5.5	**WB24-C** •	62	**WB24-VG**	65	**WB24-S**•	160	14	6.4	**DWB24-C** •	94	**DWB24-VG**	96	**DWB24-S**	245

*End Units priced per piece; **For stainless steel units, add 1 lb. *(0.5 kg)* weight.

Ledges

see spec sheet EG01.03A

FEATURES:

- Prevents contents from falling off unit.
- Easily attaches without the use of tools.

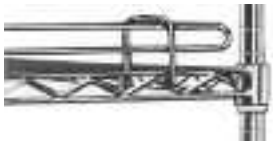

1˝-high (25mm) ledge for wire shelving



4˝-high (102mm) ledge for wire shelving

(•) MTS *(made to stock)* / ( ) MTO *(made to order)*

Ledges are stackable!

Solid Shelving Ledges

length		cu	1˝-high *(25mm)* Ledges *						4˝-high *(102mm)* Ledges					
			weight		chrome		stainless steel		weight		chrome		stainless steel	
in.	mm	ft	lb.	kg	model #	list	model #	list	lb.	kg	model #	list	model #	list
14˝	356	0.2	0.2	0.1	**SL14-1C**	23	**SL14-1S**	47	0.8	0.4	**SL14-4C**	30	**SL14-4S**	58
18˝	457	0.3	0.3	0.1	**SL18-1C**	25	**SL18-1S**	51	0.9	0.4	**SL18-4C**	31	**SL18-4S**	60
21˝	533	0.3	0.4	0.2	**SL21-1C**	26	**SL21-1S**	55	1.0	0.5	**SL21-4C**	33	**SL21-4S**	67
24˝	610	0.3	0.5	0.2	**SL24-1C**	30	**SL24-1S**	61	1.2	0.6	**SL24-4C**	35	**SL24-4S**	81
30˝	762	0.5	0.7	0.3	**SL30-1C**	37	**SL30-1S**	73	1.4	0.6	**SL30-4C**	41	**SL30-4S**	91
36˝	914	0.6	0.9	0.4	**SL36-1C**	39	**SL36-1S**	86	1.6	0.7	**SL36-4C**	45	**SL36-4S**	109
42˝	1067	0.6	1.1	0.5	**SL42-1C**	41	**SL42-1S**	94	1.8	0.8	**SL42-4C**	48	**SL42-4S**	124
48˝	1092	0.7	1.3	0.6	**SL48-1C**	45	**SL48-1S**	108	2.0	0.9	**SL48-4C**	56	**SL48-4S**	154
54˝	1372	0.8	1.5	0.7	**SL54-1C**	48	**SL54-1S**	120	2.2	1.0	**SL54-4C**	58	**SL54-4S**	175
60˝	1524	0.8	1.7	0.8	**SL60-1C**	51	**SL60-1S**	126	2.4	1.1	**SL60-4C**	59	**SL60-4S**	185
72˝	1829	1.0	2.1	1.0	**SL72-1C**	56	**SL72-1S**	139	2.6	1.2	**SL72-4C**	68	**SL72-4S**	190

* When installed, actual height of ledge is 1½˝ *(38mm)*.

Wire Shelving 1˝-high *(25mm)* Ledges *

length		cu	weight		chrome		VALU-MASTER®		Valu-Gard®		stainless	
in.	mm	ft	lb.	kg	model #	list	model #	list	model #	list	model #	list
14˝	356	0.2	0.2	0.1	**L14-1C**	18	**L14-1V**	19	**L14-1VG**	19	**L14-1S**	28
18˝	457	0.3	0.3	0.1	**L18-1C**	19	**L18-1V**	20	**L18-1VG**	20	**L18-1S**	31
21˝	533	0.3	0.4	0.2	**L21-1C**	20	**L21-1V**	22	**L21-1VG**	22	**L21-1S**	35
24˝	610	0.3	0.5	0.2	**L24-1C** •	22	**L24-1V**	23	**L24-1VG**	23	**L24-1S**	38
30˝	762	0.5	0.7	0.3	**L30-1C**	25	**L30-1V**	26	**L30-1VG**	26	**L30-1S**	52
36˝	914	0.6	0.9	0.4	**L36-1C**	30	**L36-1V**	31	**L36-1VG**	31	**L36-1S**	58
42˝	1067	0.6	1.1	0.5	**L42-1C**	31	**L42-1V**	33	**L42-1VG**	33	**L42-1S**	63
48˝	1092	0.7	1.3	0.6	**L48-1C** •	33	**L48-1V**	35	**L48-1VG**	35	**L48-1S**	63
54˝	1372	0.8	1.5	0.7	**L54-1C** •	37	**L54-1V**	38	**L54-1VG**	38	**L54-1S**	81
60˝	1524	0.8	1.7	0.8	**L60-1C** •	37	**L60-1V**	39	**L60-1VG**	39	**L60-1S**	81
72˝	1829	1.0	2.1	1.0	**L72-1C**	38	**L72-1V**	41	**L72-1VG**	41	**L72-1S**	88

* When installed, actual height of ledge is 1½˝ *(38mm)*.

Wire Shelving 4˝-high *(102mm)* Ledges

length		cu	weight		chrome		VALU-MASTER®		Valu-Gard®		EAGLEgard®		stainless	
in.	mm	ft	lb.	kg	model #	list	model #	list	model #	list	model #	list	model #	list
14˝	356	0.2	0.8	0.4	**L14-4C** •	23	**L14-4V**	25	**L14-4VG**	25	**L14-4E**	26	**L14-4S**	51
18˝	457	0.3	0.9	0.4	**L18-4C** •	25	**L18-4V**	26	**L18-4VG**	26	**L18-4E**	31	**L18-4S** •	56
21˝	533	0.3	1.0	0.5	**L21-4C** •	26	**L21-4V**	28	**L21-4VG**	28	**L21-4E**	33	**L21-4S**	63
24˝	610	0.3	1.2	0.6	**L24-4C** •	30	**L24-4V**	31	**L24-4VG**	31	**L24-4E**	35	**L24-4S** •	67
30˝	762	0.5	1.4	0.6	**L30-4C** •	35	**L30-4V**	37	**L30-4VG**	37	**L30-4E**	41	**L30-4S**	84
36˝	914	0.6	1.6	0.7	**L36-4C** •	38	**L36-4V**	39	**L36-4VG**	39	**L36-4E**	43	**L36-4S** •	98
42˝	1067	0.6	1.8	0.8	**L42-4C** •	45	**L42-4V**	48	**L42-4VG**	48	**L42-4E**	55	**L42-4S**	124
48˝	1092	0.7	2.0	0.9	**L48-4C** •	45	**L48-4V**	51	**L48-4VG**	51	**L48-4E**	55	**L48-4S**	124
54˝	1372	0.8	2.2	1.0	**L54-4C**	51	**L54-4V**	53	**L54-4VG**	53	**L54-4E**	59	**L54-4S**	141
60˝	1524	0.8	2.4	1.1	**L60-4C** •	51	**L60-4V**	55	**L60-4VG**	55	**L60-4E**	59	**L60-4S**	141
72˝	1829	1.0	2.6	1.2	**L72-4C** •	60	**L72-4V**	63	**L72-4VG**	63	**L72-4E**	71	**L72-4S** •	178

100 Industrial Boulevard, Clayton, DE 19938-8903 U.S.A.
Phone: 302-653-3000. Fax: 302-653-2065
http://www.eaglemhc.com

EAGLE MHC Division
Material Handling, Healthcare & Cleanroom Equipment

Slide Systems

see spec sheet **EG01.03C**

LOAD CAPACITY:
- Up to 35 lbs. *(15.9 kg)*.

FEATURES:
- Easily attaches without the use of tools.



slide system with tote boxes

Weight Capacity Up to 35 lbs.

Clever way to improve space efficiency.

(•) MTS *(made to stock)* / ( ) MTO *(made to order)*

fits shelf width	adaptable tote boxes	width x length x depth	weight lbs.	weight kg	cubic feet	model #	list
24″ *(610mm)*	TB1722-3, TB1722-6, TB1722-9	21⅝″ x 20″ x 10¼″ *(683 x 508 x 260mm)*	7.5	3.4	3.8	**TS2021•**	144
21″ *(533mm)*	TB1016-3, TB1016-6	17⅛″ x 14″ x 10¼″ *(543 x 356 x 260mm)*	4.0	1.8	1.8	**TS1417**	137
21″ *(533mm)*	TB1722-3*, TB1722-6*, TB1722-9*	17⅛″ x 25⅛″ x 10¼″ *(543 x 797 x 260mm)*	5.0	2.3	4.0	**TS2517**	143

* Fits TS2517 sideways

Tote Boxes for Slide Systems

see spec sheet **EG01.03C**

FEATURES:
- Dividable up to 1⅛″ *(29mm)* square compartments.
- Injection molded from high-density polyethylene material.

Note: Also available in molded fiberglass *(see page 52)*.



ESD Tote Boxes and Accessories also available! See pages 173 and 174.

(•) MTS *(made to stock)* / ( ) MTO *(made to order)*

fits slide system	width x length x depth inches	width x length x depth mm	weight lbs.	weight kg	cubic feet	color	model #	list
TS1417	10⅜″ x 16½″ x 3½″	276 x 419 x 89	1.0	0.5	0.4	gray	**TB1016-3**	42
TS1417	10⅜″ x 16½″ x 6″	276 x 419 x 152	1.5	0.7	0.8	gray	**TB1016-6**	45
TS2021, TS2517	17½″ x 22½″ x 3″	444 x 572 x 76	2.3	1.0	0.8	gray	**TB1722-3***	68
TS2021, TS2517	17½″ x 22½″ x 6″	444 x 572 x 152	3.5	1.6	1.5	gray	**TB1722-6*•**	81
TS2021, TS2517	17½″ x 22½″ x 8″	444 x 572 x 203	4.0	1.8	3.0	gray	**TB1722-9***	95

* Fits TS2517 sideways

Tote Box Dividers and Covers

		Long Dividers			Short Dividers			Covers	
fits tote box	color	model #	list	max. # accepted	model #	list	max. # accepted	model #	list
TB1016-3	gray	**A217766**	4	7	**A217760**	4	11	**A217765**	39
TB1016-6	gray	**A203841**	5	7	**A203843**	4	11	**A217765**	39
TB1722-3	gray	**A217763**	4	11	**A217764**	4	15	**A217638**	48
TB1722-6	gray	**A203842**	5	11	**A203844**	6	15	**A217638**	48
TB1722-9	gray	**A203845**	8	11	**A203846**	6	15	**A217638**	48



cover



dividers

Card Holders for Tote Boxes

see spec sheet **EG01.03C**

FEATURES:
- Clear vinyl.



holds labels in.	holds labels mm	model #	list
2″ x 8″	51 x 203	**CH28**	10
3″ x 5″	76 x 127	**CH35**	13
5″ x 8″	127 x 203	**CH58**	15

Molded Fiberglass Boxes and Trays

see spec sheet **EG01.03C**

FEATURES:
- Made of thermoset polyester composite material.
- Flame and chemical resistant.

Boxes are stackable for maximum storage efficiency!



assorted molded fiberglass boxes and trays

description	bottom inside dimensions length x width x depth in.	bottom inside dimensions mm	top outside dimensions length x width x height in.	top outside dimensions mm	cu ft	model #	list
tray	24⅜″ x 16¼″ x 1″	619 x 413 x 25	25¾″ x 17⅞″ x 1⅛″	654 x 454 x 29	0.1	**A208505**	100
stacking box	23⅞″ x 15⅞″ x 2⅞″	606 x 403 x 73	25¾″ x 17¾″ x 3″	654 x 451 x 76	0.6	**A208506**	133
stacking box	23⅞″ x 15⅞″ x 4½″	606 x 403 x 114	25¾″ x 17¾″ x 4½″	654 x 451 x 114	1.0	**A208507**	123
stacking box	23⅞″ x 15⅞″ x 5¾″	606 x 403 x 146	25¾″ x 17¾″ x 6″	654 x 451 x 152	1.3	**A208508**	117
lid	—	—	25¾″ x 17¾″	654 x 451	—	**A208513***	71

* Model #A208513 lid fits models A208506, A208507, and A208508 stacking boxes.

Storage Baskets

see spec sheet **EG01.03E**

FEATURES:
- Chrome-plated.
- Easily attaches to hanger rail or side of wire shelf.



width x length x height in.	width x length x height mm	weight lbs.	weight kg	cubic feet	model #	list
13⅜″ x 5″ x 7″	340 x 127 x 178	9	4.1	0.4	**A216650**	51
17⅜″ x 7½″ x 5″	441 x 191 x 127	7	3.2	0.6	**A216651**	55
17⅜″ x 7½″ x 10″	441 x 191 x 254	11	5.0	1.0	**A216652**	73

File Basket

see spec sheet **EG01.03E**

FEATURES:
- Chrome-plated.
- Fits all widths.



Ideal for organizing standard-sized file folders.

width x length x height in.	width x length x height mm	weight lbs.	weight kg	cubic feet	model #	list
2⅝″ x 12¾″ x 8¾″	67 x 324 x 222	2	0.9	0.3	**A216649**	60

Triangle Shelf

see spec sheet **EG01.03E**

FEATURES:
- Attached to standard posts *(sold separately —see pages 8 and 23)*, can be a freestanding unit.
- Or added onto standard 18″ wide wire shelving *(page 6)* via “S” hooks.



width	weight lbs.	weight kg	chrome model #	chrome list	black epoxy model #	black epoxy list
18″ *(457mm)*	16	7.3	**TR18C**	60	**TR18BL**	67

100 Industrial Boulevard, Clayton, DE 19938-8903 U.S.A.
Phone: 302-653-3000. Fax: 302-653-2065
http://www.eaglemhc.com

EAGLE MHC Division
Material Handling, Healthcare & Cleanroom Equipment

Sliding Shelf

see spec sheet **EG01.03E**



FEATURES:
- Chrome-plated.
- For use with standard 1″ (*25mm*)-diameter posts—on wire shelf or solid shelf units.

width x length in	width x length mm	weight lbs.	weight kg	chrome model #	chrome list
18″ x 36″	457 x 914	9	4.1	**SLS1836C**	106

Tray Slides (NSF)

see spec sheet **EG01.03C**



FEATURES:
- 1¾″ *(45mm)* spacing, 22″ *(559mm)* height.
- Sold as a set of two.
- 18″ or 24″ *(457 or 610mm)* wide applications.
- Can be used with tote boxes on page 51.

		Standard Holds 9 trays.						**Heavy Duty** Holds 11 trays. Features panel assembly welded to the back of slides					
width	cu ft	weight lbs.	weight kg	chrome model #	chrome list	EAGLEgard® model #	EAGLEgard® list	weight lbs.	weight kg	chrome model #	chrome list	EAGLEgard® model #	EAGLEgard® list
17⅛″ *(435mm)*	2.3	9	4.1	**TS18-C**	113	**TS18-E**	133	12	5.4	**HDTS18-C**	266	**HDTS18-E**	296
23⅛″ *(587mm)*	3.0	11	5.0	**TS24-C**	120	**TS24-E**	139	15	6.8	**HDTS24-C**	294	**HDTS24-E**	325

Adjustable Undershelf Slides

see spec sheet **EG01.03C**



adjustable undershelf slides with tote box

FEATURES:
- Stainless steel.
- Accommodates any tote box side-to-side dimension.
- Sold as a set.

(•) MTS *(made to stock)* / ( ) MTO *(made to order)*

description	weight lbs.	weight kg	model #	list
slides for 18″ *(457mm)* wide shelf	3	1.4	**US18-S**	77
slides for 21″ *(533mm)* wide shelf	3	1.4	**US21-S**	85
slides for 24″ *(610mm)* wide shelf	3	1.4	**US24-S**	88
slides for 30″ *(762mm)* wide shelf	4	1.8	**US30-S**	94
slides with side-to-side mount, for 24″ *(610mm)* wide shelf	3	1.4	**USS24-S**	175
slides with side-to-side mount, for 30″ *(762mm)* wide shelf	4	1.8	**USS30-S**	211

Tote Boxes for Adjustable Undershelf Slides

width x length x depth in.	width x length x depth mm	weight lbs.	weight kg	cubic feet	model #	list
17½″ x 22⅜″ x 3″	446 x 568 x 76	2	0.9	0.8	**TB1722-3**	68
17½″ x 22⅜″ x 6″	446 x 568 x 152	3	1.4	1.4	**TB1722-6•**	81
17½″ x 22⅜″ x 8″	446 x 568 x 203	4	1.8	2.3	**TB1722-9**	95

One-Piece Slides

see spec sheet **EG01.03C**



one-piece slide with tote box

FEATURES:
- Easily attaches to shelf.

(•) MTS *(made to stock)* / ( ) MTO *(made to order)*

Helps prevent shelf clutter!

description	weight lbs.	weight kg	cubic feet	model #	list
slides for 18″ *(457mm)* wide shelf	6	2.7	0.4	**OUS18**	166
slides for 21″ *(533mm)* wide shelf	8	3.6	0.6	**OUS21**	168
slides for 24″ *(610mm)* wide shelf	9	4.1	0.8	**OUS24**	178

Tote Box for One-Piece Slides

width x length x depth in.	width x length x depth mm	weight lbs.	weight kg	cubic feet	model #	list
17½″ x 22⅜″ x 6″	446 x 568 x 152	3.5	1.6	1.5	**TB1722-6•**	81

Post Extension Kit and Components

see spec sheet **EG01.03D**

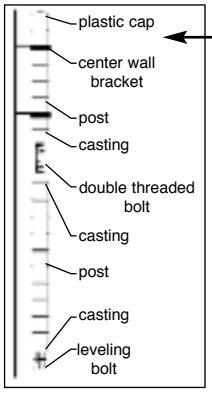

Post Extension Kit

description	model #	list
consists of components listed below, set of four	**4PEK**	85

Components

item	model #	list
double-threaded bolt	**A200868**	2
wall bracket	**B201023**	13
casting	**A207351**	5

FEATURES:

- Screw posts together with double-threaded bolt and extra foot casting.

Note: DO NOT attempt to use any higher combinations than P54 and P86 maximum, 140″ *(3556mm)* total. Any combinations higher than 86″ *(2184mm)* must be attached to walls using wall bracket on post adjacent to wall. Place units only against wall, not in center of room.

(•) MTS *(made to stock)* / ( ) MTO *(made to order)*

3-Sided Double Truss Frames

see spec sheet **EG01.03B**



two trusses in one

Note: See page 55 for 3-Sided Channel Frames.

Improves support and stability!

	length		weight		cu	chrome		EAGLEgard®		stainless steel	
	in.	mm	lbs.	kg	ft	model #	list	model #	list	model #	list
18″ width *(457mm)*	24″	610	5	2.2	0.7	**DTF1824-C**	94	**DTF1824-E**	104	**DTF1824-S**	285
	30″	762	6	2.7	0.7	**DTF1830-C**	95	**DTF1830-E**	106	**DTF1830-S**	294
	36″	914	6	2.7	0.7	**DTF1836-C**	96	**DTF1836-E**	112	**DTF1836-S**	299
	42″	1067	7	3.2	0.8	**DTF1842-C**	98	**DTF1842-E**	113	**DTF1842-S**	310
	48″	1219	7	3.2	0.8	**DTF1848-C**	101	**DTF1848-E**	114	**DTF1848-S**	316
	60″	1524	8	3.6	1.0	**DTF1860-C**	114	**DTF1860-E**	133	**DTF1860-S**	362
	72″	1829	9	4.1	1.4	**DTF1872-C**	128	**DTF1872-E**	151	**DTF1872-S**	402
21″ width *(533mm)*	24″	610	5	2.2	0.8	**DTF2124-C**	96	**DTF2124-E**	109	**DTF2124-S**	289
	30″	762	6	2.7	0.8	**DTF2130-C**	98	**DTF2130-E**	112	**DTF2130-S**	294
	36″	914	6	2.7	0.8	**DTF2136-C**	101	**DTF2136-E**	114	**DTF2136-S**	298
	42″	1067	7	3.2	0.9	**DTF2142-C**	104	**DTF2142-E**	124	**DTF2142-S**	318
	48″	1219	8	3.6	0.9	**DTF2148-C**	105	**DTF2148-E**	126	**DTF2148-S**	322
	60″	1524	8	3.6	1.1	**DTF2160-C**	127	**DTF2160-E**	148	**DTF2160-S**	374
	72″	1829	10	4.5	1.4	**DTF2172-C**	165	**DTF2172-E**	196	**DTF2172-S**	411
24″ width *(610mm)*	24″	610	6	2.7	1.5	**DTF2424-C**	96	**DTF2424-E**	112	**DTF2424-S**	291
	30″	762	7	3.2	1.5	**DTF2430-C**	98	**DTF2430-E**	113	**DTF2430-S**	298
	36″	914	7	3.2	1.5	**DTF2436-C**	103	**DTF2436-E**	122	**DTF2436-S**	313
	42″	1067	8	3.6	2.0	**DTF2442-C**	104	**DTF2442-E**	124	**DTF2442-S**	319
	48″	1219	9	4.1	2.5	**DTF2448-C**	106	**DTF2448-E**	128	**DTF2448-S**	323
	60″	1524	10	4.5	2.5	**DTF2460-C**	128	**DTF2460-E**	151	**DTF2460-S**	378
	72″	1829	11	5.0	2.7	**DTF2472-C**	165	**DTF2472-E**	196	**DTF2472-S**	572
30″ width *(762mm)*	36″	914	7	3.2	2.0	**DTF3036-C**	117	**DTF3036-E**	138	**DTF3036-S**	382
	48″	1219	9	4.1	2.5	**DTF3048-C**	127	**DTF3048-E**	148	**DTF3048-S**	402
	60″	1524	10	4.5	2.5	**DTF3060-C**	138	**DTF3060-E**	160	**DTF3060-S**	463
	72″	1829	11	5.0	2.7	**DTF3072-C**	177	**DTF3072-E**	212	**DTF3072-S**	509
36″ width *(914mm)*	36″	914	7	3.2	2.5	**DTF3636-C**	137	**DTF3636-E**	157	**DTF3636-S**	397
	48″	1219	9	4.1	2.7	**DTF3648-C**	144	**DTF3648-E**	165	**DTF3648-S**	409
	60″	1524	10	4.5	2.7	**DTF3660-C**	158	**DTF3660-E**	181	**DTF3660-S**	470
	72″	1829	11	5.0	3.0	**DTF3672-C**	199	**DTF3672-E**	231	**DTF3672-S**	517

100 Industrial Boulevard, Clayton, DE 19938-8903 U.S.A.
Phone: 302-653-3000. Fax: 302-653-2065
http://www.eaglemhc.com

EAGLE MHC Division
Material Handling, Healthcare & Cleanroom Equipment

3-Sided Channel Frames

see spec sheet **EG01.03B**

(•) MTS *(made to stock)* / ( ) MTO *(made to order)*



	length		weight		cu	chrome		EAGLEgard®		stainless steel	
	in.	mm	lbs.	kg	ft	model #	list	model #	list	model #	list
18″ width *(457mm)*	24″	610	5	2.2	0.7	**CF1824-C**	126	**CF1824-E**	148	**CF1824-S**	323
	30″	762	6	2.7	0.7	**CF1830-C**	131	**CF1830-E**	156	**CF1830-S**	340
	36″	914	6	2.7	0.7	**CF1836-C**	132	**CF1836-E**	157	**CF1836-S**	353
	42″	1067	7	3.2	0.8	**CF1842-C**	137	**CF1842-E**	160	**CF1842-S**	356
	48″	1219	7	3.2	0.8	**CF1848-C**	138	**CF1848-E**	163	**CF1848-S**	361
	60″	1524	8	3.6	1.0	**CF1860-C**	155	**CF1860-E**	184	**CF1860-S**	414
	72″	1829	9	4.1	1.4	**CF1872-C**	175	**CF1872-E**	211	**CF1872-S**	455
21″ width *(533mm)*	24″	610	5	2.2	0.8	**CF2124-C**	128	**CF2124-E**	152	**CF2124-S**	329
	30″	762	6	2.7	0.8	**CF2130-C**	132	**CF2130-E**	157	**CF2130-S**	340
	36″	914	6	2.7	0.8	**CF2136-C**	137	**CF2136-E**	160	**CF2136-S**	345
	42″	1067	7	3.2	0.9	**CF2142-C**	141	**CF2142-E**	166	**CF2142-S**	361
	48″	1219	8	3.6	0.9	**CF2148-C**	143	**CF2148-E**	167	**CF2148-S**	365
	60″	1524	8	3.6	1.1	**CF2160-C**	165	**CF2160-E**	199	**CF2160-S**	429
	72″	1829	10	4.5	1.4	**CF2172-C**	231	**CF2172-E**	280	**CF2172-S**	472
24″ width *(610mm)*	24″	610	6	2.7	1.5	**CF2424-C**	132	**CF2424-E**	157	**CF2424-S**	340
	30″	762	7	3.2	1.5	**CF2430-C**	137	**CF2430-E**	160	**CF2430-S**	354
	36″	914	7	3.2	1.5	**CF2436-C**	141	**CF2436-E**	166	**CF2436-S**	361
	42″	1067	8	3.6	2.0	**CF2442-C**	143	**CF2442-E**	167	**CF2442-S**	374
	48″	1219	9	4.1	2.5	**CF2448-C•**	144	**CF2448-E•**	175	**CF2448-S**	378
	60″	1524	10	4.5	2.5	**CF2460-C•**	175	**CF2460-E•**	211	**CF2460-S**	443
	72″	1829	11	5.0	2.7	**CF2472-C**	241	**CF2472-E**	287	**CF2472-S**	483
30″ width *(762mm)*	36″	914	7	3.2	2.0	**CF3036-C**	148	**CF3036-E**	180	**CF3036-S**	443
	48″	1219	9	4.1	2.5	**CF3048-C**	154	**CF3048-E**	184	**CF3048-S**	455
	60″	1524	10	4.5	2.5	**CF3060-C**	243	**CF3060-E**	222	**CF3060-S**	528
	72″	1829	11	5.0	2.7	**CF3072-C**	257	**CF3072-E**	313	**CF3072-S**	581
36″ width *(914mm)*	36″	914	7	3.2	2.5	**CF3636-C**	159	**CF3636-E**	195	**CF3636-S**	452
	48″	1219	9	4.1	2.7	**CF3648-C**	165	**CF3648-E**	199	**CF3648-S**	471
	60″	1524	10	4.5	2.7	n/a	n/a	**CF3660-E**	240	**CF3660-S**	538
	72″	1829	11	5.0	3.0	n/a	n/a	**CF3672-E**	338	**CF3672-S**	597

Handles for Caster Carts NSF

see spec sheet **EG01.03B**



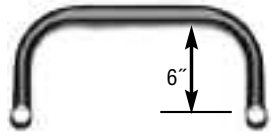

FEATURES:
- Fits unit widths only.

Push Handles
Easily slips over posts.

Extended Push Handles
Designed to prevent damage to knuckles.

width		weight		cubic	chrome		stainless steel		cubic	chrome		stainless steel	
in.	mm	lbs.	kg	feet	model #	list	model #	list	feet	model #	list	model #	list
14″	356	1.7	0.8	0.1	**PH14-C**	37	**PH14-S**	98	0.2	**EH14-C**	130	**EH14-S**	139
18″	457	1.9	0.9	0.1	**PH18-C•**	41	**PH18-S**	112	0.3	**EH18-C**	133	**EH18-S**	168
21″	533	2.1	1.0	0.1	**PH21-C**	42	**PH21-S**	123	0.3	**EH21-C**	134	**EH21-S**	177
24″	610	2.3	1.1	0.2	**PH24-C•**	42	**PH24-S**	132	0.4	**EH24-C**	135	**EH24-S**	189
30″	762	2.6	1.2	0.3	**PH30-C**	53	**PH30-S**	144	0.5	**EH30-C**	138	**EH30-S**	197
36″	914	3.0	1.4	0.3	**PH36-C**	60	**PH36-S**	154	0.5	**EH36-C**	139	**EH36-S**	214

Note: Stainless steel models include electropolished finish.



SHELVES
sold separately *(see page 6)* are available in EAGLEbrite® zinc, chrome, VALU-MASTER® pewter gray epoxy, EAGLEgard® green epoxy, and stainless steel finish.

Maximum shelf length should not exceed 60˝ *(1524mm)*.

patented QuadTruss design

(Patent #5,390,803)

Patented QuadTruss® Design
makes shelves up to 25% stronger and provides a retaining ledge for increased strength and product retention.



UNIQUE ROLLER DESIGN
- Patent #5,680,942.
- Makes moving mobile units easy.
- Eliminates binding due to uneven floors.
- Rollers also support track.



Master Trak®

Overhead Track High-Density Storage System NSF

Note: Master Trak® not recommended for use in carpeted areas.

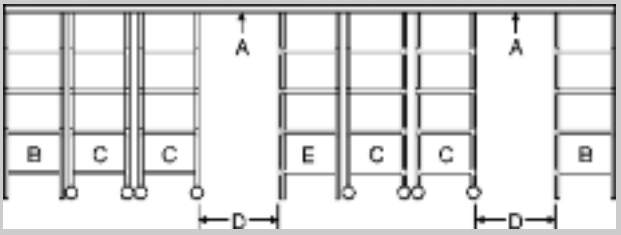

Components

Shelves sold separately *(see page 6)*.

A front & rear overhead tracks
B stationary end units
C mobile units
D open aisle—30˝ to 36˝ *(762 to 914mm)* is recommended
E stationary mid unit *(optional—use same model # as stationary end unit kit)*

Stationary End / Intermediate Unit Kits

see spec sheet **EG01.18**

(•) MTS *(made to stock)* / ( ) MTO *(made to order)*

- Posts.
- Hardware necessary for connecting stationary end units to track.
- One kit is required for each end unit.
- End units must be anchored to the floor to prevent movement.
- Priced per kit.

Note: Shelves sold separately *(see page 6)*.

***74˝ (1880mm)* Posts**									***86˝ (2184mm)* Posts**								
weight		cu	EAGLEbrite®		chrome		EAGLEgard®		weight		cu	EAGLEbrite®		chrome		EAGLEgard®	
lbs.	kg	ft	model #	list	model #	list	model #	list	lbs.	kg	ft	model #	list	model #	list	model #	list
17	7.7	0.1	**EP74-Z•**	257	**EP74-C•**	275	**EP74-E•**	301	21	9.5	0.1	**EP86-Z**	268	**EP86-C**	291	**EP86-E**	322

100 Industrial Boulevard, Clayton, DE 19938-8903 U.S.A.
Phone: 302-653-3000. Fax: 302-653-2065
http://www.eaglemhc.com

EAGLE MHC Division
Material Handling, Healthcare & Cleanroom Equipment



(Shelves shown are sold separately—see page 6)

Master Trak® Mobile Unit Kits

see spec sheet **EG01.18**

- Posts.
- Casters are 5˝ x 1½˝ *(127 x 38mm)* polymer.
- All parts and necessary hardware.
- One kit is required for each mobile unit.
- Priced per kit.

WEIGHT CAPACITY:
- 900 lbs. *(408 kg).*

Note: Shelves sold separately see page 6.

(•) MTS *(made to stock)* / ( ) MTO *(made to order)*

Replacement Caster
Offset rigid poly caster replacement

model #	list
CSRO5P-300	68

width		cu	74˝ *(1880mm)* Height*								86˝ *(2184mm)* Height*							
			weight		EAGLEbrite®		chrome		EAGLEgard®		weight		EAGLEbrite®		chrome		EAGLEgard®	
in.	mm	ft	lbs.	kg	model #	list	model #	list	model #	list	lbs.	kg	model #	list	model #	list	model #	list
18˝	457	0.1	33	15.0	**MUK18-Z**	535	**MUK18-C•**	594	**MUK18-E**	991	37	16.8	**MUK18-Z86**	556	**MUK18-C86**	615	**MUK18-E86**	1006
21˝	533	0.1	34	15.4	**MUK21-Z**	553	**MUK21-C**	609	**MUK21-E**	1005	38	17.2	**MUK21-Z86**	576	**MUK21-C86**	633	**MUK21-E86**	1033
24˝	610	0.1	35	15.9	**MUK24-Z**	559	**MUK24-C•**	618	**MUK24-E•**	1019	39	17.6	**MUK24-Z86**	584	**MUK24-C86**	643	**MUK24-E86**	1057
30˝	762	0.1	35	15.9	**MUK30-Z**	571	**MUK30-C**	633	**MUK30-E**	1049	39	17.6	**MUK30-Z86**	594	**MUK30-C86**	659	**MUK30-E86**	1085
36˝	914	0.1	36	16.3	**MUK36-Z**	583	**MUK36-C**	661	**MUK36-E**	1078	40	18.1	**MUK36-Z86**	603	**MUK36-C86**	691	**MUK36-E86**	1112

* Casters are included in post height.

Master Trak® Overhead Track Kits

see spec sheet **EG01.18**

- All necessary sections of front and rear tracks for assembling track lengths of 6´ to 21´ *(1829 to 6401mm)*, plus all hardware.

PACKAGING:
- Kits 13´ *(3962mm)* and longer are wood-crated.

(•) MTS *(made to stock)* / ( ) MTO *(made to order)*

Note: Any kits 9´ *(2743mm)* or longer include two or more front and rear track sections, with joiner pieces and all hardware. A mid-stationary unit is recommended on lengths of over 30´ *(9144mm)*.

length		weight		cu		
ft.	mm	lbs.	kg	ft	model #	list
6´	1829	18	8.2	1.8	**OHT-6**	583
7´	2134	21	9.5	2.1	**OHT-7**	651
8´	2438	24	10.9	2.4	**OHT-8**	976
9´	2743	27	12.2	2.7	**OHT-9**	1061
10´	3048	30	13.6	3.0	**OHT-10**	1152

length		weight		cu		
ft.	mm	lbs.	kg	ft	model #	list
11´	3353	33	15.0	3.3	**OHT-11**	1239
12´	3658	36	16.3	3.6	**OHT-12**	1327
13´	3962	39	17.7	3.9	**OHT-13**	1406
14´	4267	42	19.1	4.2	**OHT-14**	1488
15´	4572	45	20.4	4.5	**OHT-15**	1808

length		weight		cu		
ft.	mm	lbs.	kg	ft	model #	list
16´	4877	48	21.8	4.8	**OHT-16**	1896
17´	5181	51	23.1	5.1	**OHT-17•**	1983
18´	5486	54	24.5	5.4	**OHT-18**	2067
19´	5791	57	25.9	5.7	**OHT-19**	2151
20´	6096	60	27.2	6.0	**OHT-20**	2237
21´	6401	63	28.6	6.3	**OHT-21**	2317

Single-Deep Floor-Trak® High-Density Storage System NSF

see spec sheet **EG01.39A**

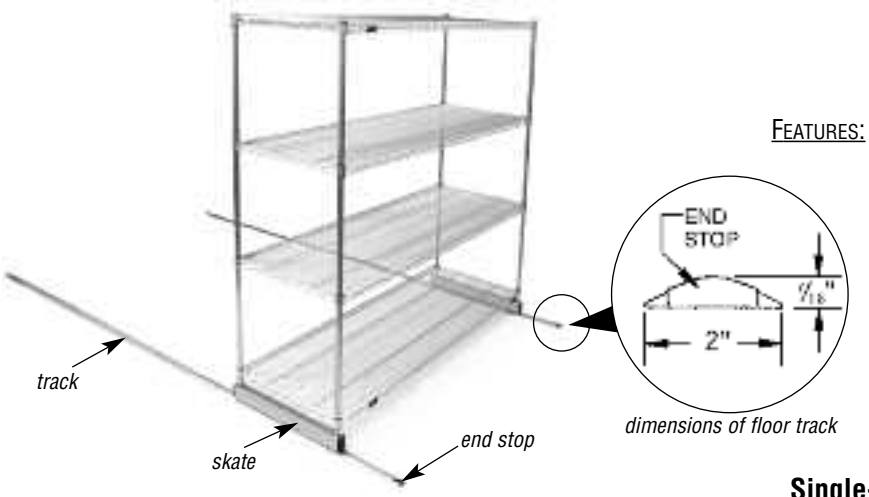

single deep unit shown assembled with wire starter unit

FEATURES:

- Non-corrosive track constructed of anodized aluminum.
- The system is ADA-compliant. NSF approved.
- Simple and easy to install.
- Easy to add on additional units.
- Open construction allows for the use of cart covers when required.
- Industrial-type, hardened steel bearings allow loaded units to glide effortlessly over the track.

Note: Unit will tilt if not loaded properly.
LOAD BOTTOM FIRST!

Single-Deep Skate Kits

- Two skates.
- All necessary parts and hardware.
- One kit is required for each mobile unit.
- Skates are aircraft-quality aluminum with stainless steel inserts and hardened steel ball bearings.
- Weight capacity of 2000 lbs *(907.2 kg)* per mobile section.

Note: Shelves *(page 6)* and posts *(page 8)* sold separately.

width		weight		cu		
in.	mm	lbs.	kg	ft	model #	list
18˝	457	6	2.7	0.09	**SDSK-18**	755
21˝	533	7	3.2	0.11	**SDSK-21**	783
24˝	610	7	3.2	0.23	**SDSK-24**	815
30˝	762	8	3.6	0.15	**SDSK-30**	910
36˝	914	10	4.5	0.18	**SDSK-36**	1204

Anti-Tip Brackets for use with Floor-Trak® Skate Kits

Stainless steel. Set of four.

model #	list
SDSKATB-S	263



...sold individually

Hardware included.

model #	list
SKATB-S	88

Optional Shim Kits

Accommodates uneven floors.

model #	list
912991	201

Optional Foot Brake Kit

Mounts onto frontmost skate.

model #	list
MFBK-S	127

Single-Deep Floor Track Kits

- Pair of aluminum tracks with plastic end stops.
- All hardware included.

Note: Not recommended to piece tracks together. Order length needed. Custom lengths available. Consult factory.

length		weight		cu		
ft.	mm	lbs.	kg	ft	model #	list
6´	1829	5	2.3	0.06	**SDFT-6**	768
7´	2134	5	2.3	0.07	**SDFT-7**	869
8´	2438	6	2.7	0.08	**SDFT-8**	972
9´	2743	7	3.2	0.09	**SDFT-9**	1076
10´	3048	8	3.6	0.10	**SDFT-10**	1177
11´	3353	8	3.6	0.11	**SDFT-11**	1276
12´	3658	9	4.1	0.12	**SDFT-12**	1382
13´	3962	10	4.5	0.13	**SDFT-13**	1486
14´	4267	11	5.0	0.14	**SDFT-14**	1588
15´	4572	11	5.0	0.15	**SDFT-15**	1690
16´	4877	12	5.4	0.16	**SDFT-16**	1795
17´	5181	13	5.8	0.17	**SDFT-17**	1898
18´	5486	14	6.4	0.18	**SDFT-18**	2000
19´	5791	14	6.4	0.19	**SDFT-19**	2101
20´	6096	15	6.8	0.20	**SDFT-20**	2206
21´	6401	16	7.3	0.21	**SDFT-21**	2308
22´	6706	17	7.7	0.21	**SDFT-22**	2365
23´	7010	18	8.2	0.21	**SDFT-23**	2400
24´	7315	19	8.6	0.21	**SDFT-24**	2497
25´	7620	20	9.0	0.21	**SDFT-25**	2596
26´	7925	21	9.5	0.21	**SDFT-26**	2692
27´	8230	22	10.0	0.21	**SDFT-27**	2789
28´	8534	23	10.4	0.21	**SDFT-28**	2887
29´	8839	24	10.9	0.21	**SDFT-29**	2985
30´	9144	25	11.3	0.21	**SDFT-30**	3084

100 Industrial Boulevard, Clayton, DE 19938-8903 U.S.A.
Phone: 302-653-3000. Fax: 302-653-2065
http://www.eaglemhc.com

EAGLE MHC Division
Material Handling, Healthcare & Cleanroom Equipment

Double-Deep Floor-Trak® High-Density Storage System

see spec sheet **EG01.39B**

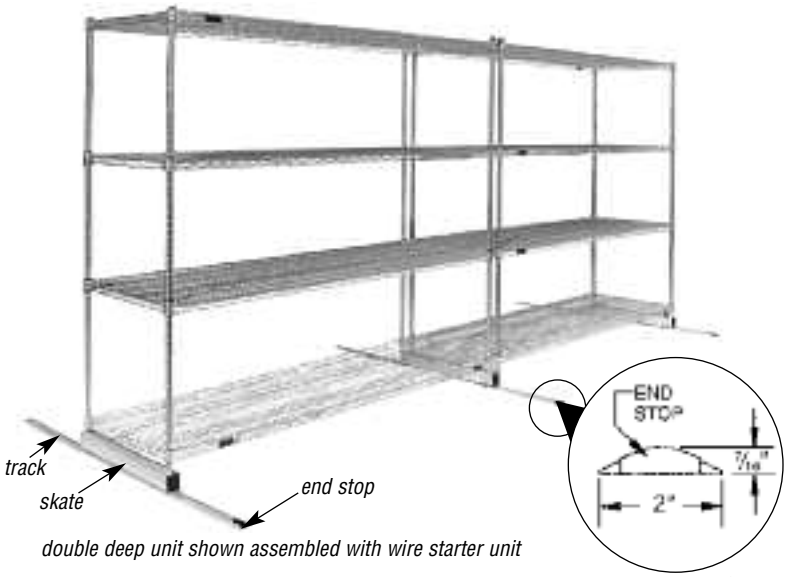

double deep unit shown assembled with wire starter unit

dimensions of floor track

Double-Deep Skate Kits

- Three skates.
- All necessary parts and hardware.
- One kit is required for each mobile unit.
- Skates are aircraft-quality aluminum with stainless steel inserts and hardened steel ball bearings.
- Weight capacity of 1500 lbs *(680.4 kg)* per mobile section —3000 lbs. *(1361 kg)* at middle skate.

Note: Shelves *(see page 6)* and posts *(see page 8)* sold separately.

width		weight		cu		
in.	mm	lbs.	kg	ft	model #	list
18″	457	10	4.5	0.14	**DDSK-18**	1372
21″	533	11	5.0	0.16	**DDSK-21**	1411
24″	610	12	5.4	0.18	**DDSK-24**	1463
30″	762	14	6.4	0.23	**DDSK-30**	1604
36″	914	16	7.3	0.27	**DDSK-36**	2042

Optional Shim Kits

Accommodates uneven floors.

model #	list
912991	201

Optional Foot Brake Kit

Mounts onto frontmost skate.

model #	list
MFBK-S	127

Note: Unit will tilt if not loaded properly. **LOAD BOTTOM FIRST!**

Double-Deep Floor Track Kits

- Three aluminum tracks with plastic end stops.
- All hardware included.

Note: Not recommended to piece tracks together. Order length needed. Custom lengths available. Consult factory.

Double-deep units should not exceed depths of 12' *(3658mm)*. 11' and 12' *(2794 and 3658mm)*-deep units should be used only with 24", 30" *or* 36" *(610, 762, or 914mm)*-wide shelves.

length		weight		cu		
ft.	mm	lbs.	kg	ft	model #	list
6′	1829	7	3.2	0.09	**DDFT-6**	1149
7′	2134	8	3.6	0.11	**DDFT-7**	1304
8′	2438	9	4.1	0.12	**DDFT-8**	1456
9′	2743	10	4.5	0.14	**DDFT-9**	1611
10′	3048	13	5.8	0.16	**DDFT-10**	1767
11′	3353	14	6.4	0.17	**DDFT-11**	1920
12′	3658	15	6.8	0.18	**DDFT-12**	2077
13′	3962	16	7.3	0.20	**DDFT-13**	2227
14′	4267	16	7.3	0.21	**DDFT-14**	2383
15′	4572	17	7.7	0.23	**DDFT-15**	2537
16′	4877	18	8.2	0.24	**DDFT-16**	2689
17′	5181	19	8.6	0.26	**DDFT-17**	2845
18′	5486	21	9.5	0.27	**DDFT-18**	3001
19′	5791	22	10.0	0.29	**DDFT-19**	3154
20′	6096	23	10.4	0.30	**DDFT-20**	3308
21′	6401	24	10.9	0.32	**DDFT-21**	3461
22′	6706	25	11.3	0.32	**DDFT-22**	3554
23′	7010	26	11.8	0.32	**DDFT-23**	3597
24′	7315	27	12.2	0.32	**DDFT-24**	3744
25′	7620	28	12.7	0.32	**DDFT-25**	3891
26′	7925	29	13.2	0.32	**DDFT-26**	4038
27′	8230	30	13.6	0.32	**DDFT-27**	4185
28′	8534	31	14.1	0.32	**DDFT-28**	4332
29′	8839	32	14.5	0.32	**DDFT-29**	4481
30′	9144	33	15.0	0.32	**DDFT-30**	4626

Anti-Tip Brackets for use with Floor-Trak® Skate Kits

Stainless steel. Set of six.

model #	list
DDSKATB-S	360



…sold individually

Hardware included.

model #	list
SKATB-S	88

Inside Posts for Double-Deep Units

- Each double-deep unit requires a set of four 'inside' posts *(listed below)* along with four standard stationary posts.

Note: See page 8 for standard stationary posts and page 6 for wire shelves *(posts and shelves sold separately)*.

Sets of four 74″ *(1880mm)* posts

weight		cu	EAGLEbrite®		chrome		EAGLEgard®	
lbs.	kg	ft	model #	list	model #	list	model #	list
17	7.7	0.1	**TEP74-Z**	195	**TEP74-C**	219	**TEP74-E**	235

Sets of four 86″ *(2184mm)* posts

weight		cu	EAGLEbrite®		chrome		EAGLEgard®	
lbs.	kg	ft	model #	list	model #	list	model #	list
21	9.5	0.1	**TEP86-Z**	228	**TEP86-C**	244	**TEP86-E**	262

IMPORTANT: Maximum post height per skate size: 18″-, 21″-, and 24″-wide skates on 74″ post height or less; 30″- and 36″-wide skates on 86″ post height or less.

STAND OUTS™

Show-off your merchandise when you use our wire display shelving units in various configurations highlighted by our brilliant finishes.

- Open wire grid shelf allows maximum merchandise visibility.
- Easy to assemble.
- Shelf spacing adjusts in seconds.
- Choose from our custom and standard colors.

Decorative Shelves

see spec sheet **EG01.34A**



patented QuadTruss® design

(Patent #5,390,803)

Patented QuadTruss® Design
makes shelves up to 25% stronger and provides a retaining ledge for increased strength and product retention.

INCLUDES:
- Four plastic split sleeves per shelf ordered, packaged four per bag.
- Black sleeves except white shelves.
- White shelves come with white sleeves.

Note: To order custom decorative colors, add suffix **"BM"** *(black matte)*, **"L"** *(lilac)*, **"M"** *(maroon)*, **"SV"** *(silver vein)*, **"SA"** *(sapphire)*, **"SG"** *(smoked glass)*, **"T"** *(teal)*, **"GV"** *(gold vein)*, **"CV"** *(copper vein)*, or **"RU"** *(ruby)* to the desired shelf size model number when ordering. **Call for custom decorative color pricing.** There is also a **$263 NET set up charge** for any custom color orders less than 250 pieces.



(•) MTS *(made to stock)* / ( ) MTO *(made to order)*

	length		weight		cubic	red		white		black	
	in.	mm	lbs.	kg	feet	model #	list	model #	list	model #	list
14″ width *(356mm)*	24″	610	6	2.9	0.5	**1424R** •	74	**1424W** •	74	**1424BL** •	74
	30″	762	7	3.2	0.5	**1430R**	81	**1430W**	81	**1430BL**	81
	36″	914	8	3.6	0.5	**1436R**	85	**1436W**	85	**1436BL** •	85
	42″	1067	9	3.9	0.7	**1442R**	95	**1442W**	95	**1442BL**	95
	48″	1219	10	4.4	0.7	**1448R**	98	**1448W**	98	**1448BL** •	98
	54″	1372	12	5.4	0.9	**1454R**	106	**1454W**	106	**1454BL** •	106
	60″	1524	14	6.4	0.9	**1460R**	112	**1460W**	112	**1460BL** •	112
	72″	1829	17	7.7	1.1	**1472R**	131	**1472W**	131	**1472BL** •	131
18″ width *(457mm)*	24″	610	7	3.2	0.7	**1824R**	85	**1824W**	85	**1824BL**	85
	30″	762	8	3.6	0.7	**1830R**	91	**1830W** •	91	**1830BL** •	91
	36″	914	9	3.9	0.7	**1836R**	95	**1836W**	95	**1836BL** •	95
	42″	1067	11	5.0	0.9	**1842R**	105	**1842W**	105	**1842BL** •	105
	48″	1219	12	5.4	0.9	**1848R**	113	**1848W**	113	**1848BL**	113
	54″	1372	15	6.8	1.2	**1854R**	135	**1854W**	135	**1854BL** •	135
	60″	1524	17	7.7	1.2	**1860R**	137	**1860W**	137	**1860BL** •	137
	72″	1829	20	9.1	1.3	**1872R**	157	**1872W**	157	**1872BL**	157
21″ width *(533mm)*	24″	610	8	3.7	0.7	**2124R**	96	**2124W**	96	**2124BL**	96
	30″	762	9	4.1	0.7	**2130R**	103	**2130W**	103	**2130BL** •	103
	36″	914	11	5.0	0.8	**2136R**	105	**2136W**	105	**2136BL**	105
	42″	1067	12	5.4	1.1	**2142R**	123	**2142W**	123	**2142BL** •	123
	48″	1219	14	6.4	1.1	**2148R**	124	**2148W**	124	**2148BL**	124
	54″	1372	16	7.3	1.3	**2154R**	146	**2154W**	146	**2154BL**	146
	60″	1524	18	8.2	1.3	**2160R**	151	**2160W**	151	**2160BL**	151
	72″	1829	24	10.9	1.4	**2172R**	181	**2172W**	181	**2172BL** •	181
24″ width *(610mm)*	24″	610	9	4.1	0.8	**2424R**	104	**2424W**	104	**2424BL**	104
	30″	762	11	5.0	0.8	**2430R** •	112	**2430W**	112	**2430BL** •	112
	36″	914	13	5.9	0.8	**2436R**	114	**2436W**	114	**2436BL**	114
	42″	1067	15	6.8	1.2	**2442R**	137	**2442W**	137	**2442BL** •	137
	48″	1219	16	7.3	1.2	**2448R**	143	**2448W**	143	**2448BL**	143
	54″	1372	19	8.6	1.5	**2454R**	159	**2454W**	159	**2454BL** •	159
	60″	1524	21	9.5	1.5	**2460R**	167	**2460W**	167	**2460BL** •	167
	72″	1829	26	11.8	1.6	**2472R**	196	**2472W**	196	**2472BL**	196

100 Industrial Boulevard, Clayton, DE 19938-8903 U.S.A.
Phone: 302-653-3000. Fax: 302-653-2065
http://www.eaglemhc.com

EAGLE MHC Division
Material Handling, Healthcare & Cleanroom Equipment

STAND-OUTS™ Decorative Shelving Accessories

see spec sheet **EG01.34A** **EG01.34B**

(•) MTS *(made to stock)* / ( ) MTO *(made to order)*

Inlays

- Fits between posts and levels with top of shelf edge.



	length		weight**		cu	Black & White Hardboard Reversible. Priced per inlay. ⅛″-thick.		Clear * Plastic Priced per pack of four. 1/32″-thick.	
	in.	mm	lbs.	kg	ft	model #	list	model #	list
14″ width *(356mm)*	30″	762	1.0	0.5	0.2	**DSI-1430**	63	**CSI-1430**	101
	36″	914	1.0	0.5	0.2	**DSI-1436**	68	**CSI-1436**	106
	48″	1219	1.0	0.5	0.2	**DSI-1448**	81	**CSI-1448** •	130
	60″	1524	1.0	0.5	0.2	**DSI-1460**	84	**CSI-1460**	181
18″ width *(457mm)*	36″	914	1.0	0.5	0.2	**DSI-1836**	77	**CSI-1836** •	112
	48″	1219	1.0	0.5	0.2	**DSI-1848**	88	**CSI-1848**	132
	60″	1524	1.0	0.5	0.2	**DSI-1860**	91	**CSI-1860**	156
	72″	1829	1.0	0.5	0.2	**DSI-1872**	96	**CSI-1872**	178
21″ width *(533mm)*	36″	914	1.1	0.5	0.2	**DSI-2136**	86	**CSI-2136**	120
	48″	1219	1.2	0.5	0.3	**DSI-2148**	91	**CSI-2148**	138
	60″	1524	1.3	0.5	0.3	**DSI-2160**	96	**CSI-2160**	158
	72″	1829	1.4	0.5	0.3	**DSI-2172**	100	**CSI-2172**	181
24″ width *(610mm)*	24″	610	1.0	0.5	0.2	**DSI-2424**	73	**CSI-2424**	103
	30″	762	1.0	0.5	0.3	**DSI-2430**	82	**CSI-2430**	117
	36″	914	1.0	0.5	0.3	**DSI-2436**	88	**CSI-2436**	124
	48″	1219	1.1	0.5	0.3	**DSI-2448**	103	**CSI-2448**	144
	54″	1372	1.3	0.6	0.3	**DSI-2454**	108	**CSI-2454**	159
	60″	1524	1.4	0.6	0.3	**DSI-2460**	114	**CSI-2460**	182
	72″	1829	1.8	0.8	0.3	**DSI-2472**	122	**CSI-2472**	199
30″ width *(762mm)*	60″	1524	2.0	0.9	0.3	**DSI-3060**	127	**CSI-3060**	286
	72″	1829	2.5	1.1	0.3	**DSI-3072**	133	**CSI-3072**	291

* Actual width of CSI Inlays is minus 1¼″ *(32mm)*; CSI Inlays shipped with protective blue film. Remove film before installing.

** Weight shown per inlay.

Cantilever Shelves

see spec sheet **EG01.34B**

FEATURES:

- 1″ *(25mm)* wraparound ledge.
- 12″ *(305mm)* wide shelves.
- 75 lb. *(34 kg)* - evenly distributed static load.

NOTE: When ordering back posts, confirm with customer service, the correct post height to accommodate these shelves.



Packaged two per box.

Ideal for adding extra storage above an existing shelving unit.

	length		weight		cu	red		white		black	
	in.	mm	lbs.	kg	ft	model #	list	model #	list	model #	list
12″ width *(305mm)*	24″	610	4	1.8	0.5	**CS1224-R**	83	**CS1224-W**	83	**CS1224-BL**	83
	30″	762	5	2.3	0.8	**CS1230-R**	87	**CS1230-W**	87	**CS1230-BL**	87
	36″	914	6	2.7	0.8	**CS1236-R**	90	**CS1236-W**	90	**CS1236-BL**	90
	42″	1067	7	3.2	0.9	**CS1242-R**	100	**CS1242-W**	100	**CS1242-BL**	100
	48″	1219	8	3.6	1.0	**CS1248-R**	104	**CS1248-W**	104	**CS1248-BL**	104
	54″	1371	8	3.6	1.0	**CS1254-R**	113	**CS1254-W**	113	**CS1254-BL**	113
	60″	1524	9	4.1	1.0	**CS1260-R**	122	**CS1260-W**	122	**CS1260-BL**	122

Decorative Casters

For use with Stationary Posts *(page 62)*. 150-lb. *(68.0 kg)* wt. cap.

	wheel diameter		weight		cubic		
type	in.	mm	lbs.	kg	feet	model #	list
swivel	2″	51	0.4	0.2	0.03	**A208903** •	13
swivel/brake	2″	51	0.4	0.2	0.03	**A208904** •	15
swivel	4″	102	0.7	0.3	0.03	**A208905** •	30
swivel/brake	4″	102	0.8	0.4	0.03	**A208906** •	39



#A208903 *#A208905*

Decorative Foot Plate



diameter			
in.	mm	model #	list
2″	51	**A204942**	5

STAND-OUTS™ Decorative Shelving Accessories

see spec sheet **EG01.34A** **EG01.34B**

Ledges

see spec sheet **EG01.34A**

(•) MTS *(made to stock)* / ( ) MTO *(made to order)*

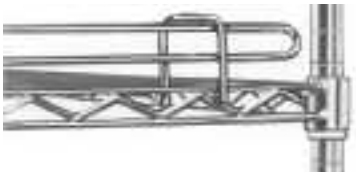



					1″ *(25mm)* Ledges*				4″ *(102mm)* Ledges					
length		cu	weight		Model numbers				weight		Model numbers			
in.	mm	ft	lbs.	kg	red	white	black	list	lbs.	kg	red	white	black	list
14″	356	0.2	0.2	0.1	L14-1R	L14-1W	L14-1BL	19	0.8	0.4	L14-4R	L14-4W	L14-4BL	25
18″	457	0.3	0.3	0.1	L18-1R	L18-1W	L18-1BL	20	0.9	0.4	L18-4R	L18-4W	L18-4BL	26
21″	533	0.3	0.4	0.2	L21-1R	L21-1W	L21-1BL	22	1.0	0.5	L21-4R	L21-4W	L21-4BL	28
24″	610	0.3	0.5	0.2	L24-1R	L24-1W	L24-1BL	23	1.2	0.6	L24-4R	L24-4W	L24-4BL	31
30″	762	0.5	0.7	0.3	L30-1R	L30-1W	L30-1BL	26	1.4	0.6	L30-4R	L30-4W	L30-4BL	37
36″	914	0.6	0.9	0.4	L36-1R	L36-1W	L36-1BL	31	1.6	0.7	L36-4R	L36-4W	L36-4BL•	39
42″	1067	0.6	1.1	0.5	L42-1R	L42-1W	L42-1BL	33	1.8	0.8	L42-4R	L42-4W	L42-4BL	48
48″	1219	0.7	1.3	0.6	L48-1R	L48-1W	L48-1BL	35	2.0	0.9	L48-4R	L48-4W	L48-4BL•	51
54″	1372	0.8	1.5	0.7	L54-1R	L54-1W	L54-1BL	38	2.2	1.0	L54-4R	L54-4W	L54-4BL	53
60″	1524	0.8	1.7	0.8	L60-1R	L60-1W	L60-1BL	39	2.4	1.1	L60-4R	L60-4W	L60-4BL	55
72″	1829	1.0	2.1	1.0	L72-1R	L72-1W	L72-1BL	41	2.6	1.2	L72-4R	L72-4W	L72-4BL	63

* When installed, actual height of ledge is 1½″ *(38mm)*.

Shelf Dividers

see spec sheet **EG01.34A**

(•) MTS *(made to stock)* / ( ) MTO *(made to order)*

Organize shelf contents with these snap-on dividers!



length		weight		cubic	red		white		black	
in.	mm	lbs.	kg	feet	model #	list	model #	list	model #	list
14″	356	1.0	0.5	0.6	SD14-R	31	SD14-W	31	SD14-BL	31
18″	457	1.3	0.6	0.6	SD18-R	37	SD18-W	37	SD18-BL	37
21″	533	1.5	0.7	0.8	SD21-R	39	SD21-W	39	SD21-BL	39
24″	610	1.8	0.8	1.0	SD24-R	47	SD24-W	47	SD24-BL	47
30″	762	2.2	1.0	1.2	SD30-R	53	SD30-W	53	SD30-BL	53
36″	914	2.7	1.2	1.4	SD36-R	63	SD36-W	63	SD36-BL	63

Posts

see spec sheet **EG01.34A**

(•) MTS *(made to stock)* / ( ) MTO *(made to order)*



					For Stationary Applications				For Mobile Applications			
height		weight		cu	Model #				Model #			
in.	mm	lbs.	kg	ft	red	white	black	list	red	white	black	list
7″	178	0.8	0.4	0.1	P7-R	P7-W	P7-BL	18	CP7-R	CP7-W	CP7-BL	18
14″	356	1.0	0.5	0.1	P14-R	P14-W	P14-BL •	20	CP14-R	CP14-W	CP14-BL	20
33″	838	2.0	0.9	0.1	P33-R	P33-W	P33-BL •	25	CP33-R	CP33-W	CP33-BL	25
54″	1372	3.0	1.4	0.1	P54-R	P54-W	P54-BL •	31	CP54-R	CP54-W	CP54-BL•	31
63″	1600	3.5	1.8	0.3	P63-R	P63-W	P63-BL •	33	CP63-R	CP63-W	CP63-BL	33
74″	1880	4.0	1.8	0.5	P74-R	P74-W	P74-BL •	37	CP74-R	CP74-W	CP74-BL•	37
86″	2184	5.0	2.3	0.8	P86-R	P86-W	P86-BL •	43	CP86-R	CP86-W	CP86-BL	43

100 Industrial Boulevard, Clayton, DE 19938-8903 U.S.A.
Phone: 302-653-3000. Fax: 302-653-2065
http://www.eaglemhc.com

EAGLE MHC Division
Material Handling, Healthcare & Cleanroom Equipment

Quik-Set® Flat Solid Shelves

see spec sheet **EG01.23**



FEATURES:

- Heavy duty.
- All sides of shelves are constructed with a 2″ *(51mm)* downturn and marine edge.
- Each corner is fitted with a heavy-duty aluminum casting to accept a split sleeve.
- No tools are required for assembly.

Stainless Steel

	length		cu	14 gauge weight				16 gauge weight			
	in.	mm	ft	lb.	kg	model #	list	lb.	kg	model #	list
18″ width (457mm)	36″	914	0.8	24	10.9	**SHDS1836SF**	575	19	8.6	**HDS1836SF**	551
	42″	1067	0.9	26	11.8	**SHDS1842SF**	639	21	9.5	**HDS1842SF**	598
	48″	1219	1.0	29	13.2	**SHDS1848SF**	696	24	10.9	**HDS1848SF**	644
	54″	1372	1.1	33	15.0	**SHDS1854SF**	757	27	12.2	**HDS1854SF**	706
	60″	1524	1.3	36	16.3	**SHDS1860SF**	817	29	13.2	**HDS1860SF**	771
24″ width (610mm)	36″	914	1.0	35	15.9	**SHDS2436SF**	747	28	12.7	**HDS2436SF**	684
	42″	1067	1.2	39	17.6	**SHDS2442SF**	818	32	14.5	**HDS2442SF**	771
	48″	1219	1.3	43	19.5	**SHDS2448SF**	919	36	16.3	**HDS2448SF**	835
	54″	1372	1.5	48	21.8	**SHDS2454SF**	992	41	18.6	**HDS2454SF**	910
	60″	1524	1.7	55	24.9	**SHDS2460SF**	1063	47	21.3	**HDS2460SF**	976

VALU-MASTER® Gray Epoxy

	length		cu	14 gauge weight				16 gauge weight			
	in.	mm	ft	lb.	kg	model #	list	lb.	kg	model #	list
18″ width (457mm)	36″	914	0.8	24	10.9	**SHDS1836VF**	294	19	8.6	**HDS1836VF**	284
	42″	1067	0.9	26	11.8	**SHDS1842VF**	313	21	9.5	**HDS1842VF**	297
	48″	1219	1.0	29	13.2	**SHDS1848VF**	320	24	10.9	**HDS1848VF**	309
	54″	1372	1.1	33	15.0	**SHDS1854VF**	343	27	12.2	**HDS1854VF**	310
	60″	1524	1.3	36	16.3	**SHDS1860VF**	360	29	13.2	**HDS1860VF**	340
24″ width (610mm)	36″	914	1.0	35	15.9	**SHDS2436VF**	318	28	12.7	**HDS2436VF**	304
	42″	1067	1.2	39	17.6	**SHDS2442VF**	335	32	14.5	**HDS2442VF**	317
	48″	1219	1.3	43	19.5	**SHDS2448VF**	344	36	16.3	**HDS2448VF**	326
	54″	1372	1.5	48	21.8	**SHDS2454VF**	377	41	18.6	**HDS2454VF**	354
	60″	1524	1.7	55	24.9	**SHDS2460VF**	388	47	21.3	**HDS2460VF**	369

Valu-Gard® Green Epoxy

	length		cu	14 gauge weight				16 gauge weight			
	in.	mm	ft	lb.	kg	model #	list	lb.	kg	model #	list
18″ width (457mm)	36″	914	0.8	24	10.9	**SHDS1836VGF**	294	19	8.6	**HDS1836VGF**	284
	42″	1067	0.9	26	11.8	**SHDS1842VGF**	313	21	9.5	**HDS1842VGF**	297
	48″	1219	1.0	29	13.2	**SHDS1848VGF**	320	24	10.9	**HDS1848VGF**	309
	54″	1372	1.1	33	15.0	**SHDS1854VGF**	343	27	12.2	**HDS1854VGF**	310
	60″	1524	1.3	36	16.3	**SHDS1860VGF**	360	29	13.2	**HDS1860VGF**	340
24″ width (610mm)	36″	914	1.0	35	15.9	**SHDS2436VGF**	318	28	12.7	**HDS2436VGF**	304
	42″	1067	1.2	39	17.6	**SHDS2442VGF**	335	32	14.5	**HDS2442VGF**	317
	48″	1219	1.3	43	19.5	**SHDS2448VGF**	344	36	16.3	**HDS2448VGF**	326
	54″	1372	1.5	48	21.8	**SHDS2454VGF**	377	41	18.6	**HDS2454VGF**	354
	60″	1524	1.7	55	24.9	**SHDS2460VGF**	388	47	21.3	**HDS2460VGF**	369

Quik-Set® Embossed Solid Shelves

see spec sheet **EG01.23**



FEATURES:

- Heavy duty.
- Constructed with a 2″ *(51mm)* downturn and marine edge.
- Each corner is fitted with a heavy-duty aluminum casting to accept a split sleeve.
- Top of shelf is die stamped with a 1″ *(25mm)* diameter drawn impression to provide a raised area for air circulation.
- Each emboss is on 3″ *(76mm)* centers for the width and 3″ *(76mm)* centers for the length.

Stainless Steel

	length		cu	14 gauge weight				16 gauge weight			
	in.	mm	ft	lb.	kg	model #	list	lb.	kg	model #	list
18″ width *(457mm)*	36″	914	0.8	24	10.9	**SHDS1836SE**	628	19	8.6	**HDS1836SE**	609
	42″	1067	0.9	26	11.8	**SHDS1842SE**	696	21	9.5	**HDS1842SE**	674
	48″	1219	1.0	29	13.2	**SHDS1848SE**	756	24	10.9	**HDS1848SE**	738
	54″	1372	1.1	33	15.0	**SHDS1854SE**	813	27	12.2	**HDS1854SE**	771
	60″	1524	1.3	36	16.3	**SHDS1860SE**	867	29	13.2	**HDS1860SE**	811
24″ width *(610mm)*	36″	914	1.0	35	15.9	**SHDS2436SE**	783	28	12.7	**HDS2436SE**	729
	42″	1067	1.2	39	17.6	**SHDS2442SE**	802	32	14.5	**HDS2442SE**	792
	48″	1219	1.3	43	19.5	**SHDS2448SE**	873	36	16.3	**HDS2448SE**	840
	54″	1372	1.5	48	21.8	**SHDS2454SE**	977	41	18.6	**HDS2454SE**	932
	60″	1524	1.7	55	24.9	**SHDS2460SE**	1084	47	21.3	**HDS2460SE**	1001

VALU-MASTER® Gray Epoxy

	length		cu	14 gauge weight				16 gauge weight			
	in.	mm	ft	lb.	kg	model #	list	lb.	kg	model #	list
18″ width *(457mm)*	36″	914	0.8	24	10.9	**SHDS1836VE**	304	19	8.6	**HDS1836VE**	291
	42″	1067	0.9	26	11.8	**SHDS1842VE**	318	21	9.5	**HDS1842VE**	306
	48″	1219	1.0	29	13.2	**SHDS1848VE**	324	24	10.9	**HDS1848VE**	313
	54″	1372	1.1	33	15.0	**SHDS1854VE**	352	27	12.2	**HDS1854VE**	338
	60″	1524	1.3	36	16.3	**SHDS1860VE**	365	29	13.2	**HDS1860VE**	344
24″ width *(610mm)*	36″	914	1.0	35	15.9	**SHDS2436VE**	323	28	12.7	**HDS2436VE**	313
	42″	1067	1.2	39	17.6	**SHDS2442VE**	340	32	14.5	**HDS2442VE**	322
	48″	1219	1.3	43	19.5	**SHDS2448VE**	352	36	16.3	**HDS2448VE**	337
	54″	1372	1.5	48	21.8	**SHDS2454VE**	381	41	18.6	**HDS2454VE**	362
	60″	1524	1.7	55	24.9	**SHDS2460VE**	399	47	21.3	**HDS2460VE**	374

Valu-Gard® Green Epoxy

	length		cu	14 gauge weight				16 gauge weight			
	in.	mm	ft	lb.	kg	model #	list	lb.	kg	model #	list
18″ width *(457mm)*	36″	914	0.8	24	10.9	**SHDS1836VGE**	304	19	8.6	**HDS1836VGE**	291
	42″	1067	0.9	26	11.8	**SHDS1842VGE**	318	21	9.5	**HDS1842VGE**	306
	48″	1219	1.0	29	13.2	**SHDS1848VGE**	324	24	10.9	**HDS1848VGE**	313
	54″	1372	1.1	33	15.0	**SHDS1854VGE**	352	27	12.2	**HDS1854VGE**	338
	60″	1524	1.3	36	16.3	**SHDS1860VGE**	365	29	13.2	**HDS1860VGE**	344
24″ width *(610mm)*	36″	914	1.0	35	15.9	**SHDS2436VGE**	323	28	12.7	**HDS2436VGE**	313
	42″	1067	1.2	39	17.6	**SHDS2442VGE**	340	32	14.5	**HDS2442VGE**	322
	48″	1219	1.3	43	19.5	**SHDS2448VGE**	352	36	16.3	**HDS2448VGE**	337
	54″	1372	1.5	48	21.8	**SHDS2454VGE**	381	41	18.6	**HDS2454VGE**	362
	60″	1524	1.7	55	24.9	**SHDS2460VGE**	399	47	21.3	**HDS2460VGE**	374

100 Industrial Boulevard, Clayton, DE 19938-8903 U.S.A.
Phone: 302-653-3000. Fax: 302-653-2065
http://www.eaglemhc.com

EAGLE MHC Division
Material Handling, Healthcare & Cleanroom Equipment

Quik-Set® Louvered Solid Shelves

see spec sheet **EG01.23**



FEATURES:

- Heavy duty.
- Shelves are constructed with a 2″ *(51mm)* downturn and marine edge.
- Each corner is fitted with a heavy-duty aluminum casting to accept a split sleeve.
- Top of shelf is die stamped with a 2¾″ x ½″ *(70 x 13mm)* opening with a 1⁄16″ *(2mm)* drawn depression around the opening to provide reinforcement.
- Each opening is on 3″ *(76mm)* centers for the width and 3″ *(76mm)* centers for the length.

Stainless Steel

	length		cu	14 gauge weight				16 gauge weight			
	in.	mm	ft	lb.	kg	model #	list	lb.	kg	model #	list
18″ width *(457mm)*	36″	914	0.8	24	10.9	**SHDS1836SL**	628	17	7.7	**HDS1836SL**	609
	42″	1067	0.9	26	11.8	**SHDS1842SL**	696	19	8.6	**HDS1842SL**	674
	48″	1219	1.0	29	13.2	**SHDS1848SL**	756	22	10.0	**HDS1848SL**	738
	54″	1372	1.1	33	15.0	**SHDS1854SL**	813	25	11.3	**HDS1854SL**	771
	60″	1524	1.3	36	16.3	**SHDS1860SL**	867	27	12.2	**HDS1860SL**	811
24″ width *(610mm)*	36″	914	1.0	35	15.9	**SHDS2436SL**	783	26	11.8	**HDS2436SL**	729
	42″	1067	1.2	39	17.6	**SHDS2442SL**	802	30	13.6	**HDS2442SL**	792
	48″	1219	1.3	43	19.5	**SHDS2448SL**	873	34	15.4	**HDS2448SL**	862
	54″	1372	1.5	48	21.8	**SHDS2454SL**	977	39	17.6	**HDS2454SL**	932
	60″	1524	1.7	55	24.9	**SHDS2460SL**	1084	45	20.4	**HDS2460SL**	1001

VALU-MASTER® Gray Epoxy

	length		cu	14 gauge weight				16 gauge weight			
	in.	mm	ft	lb.	kg	model #	list	lb.	kg	model #	list
18″ width *(457mm)*	36″	914	0.8	22	10.4	**SHDS1836VL**	309	17	7.7	**HDS1836VL**	292
	42″	1067	0.9	24	10.9	**SHDS1842VL**	320	19	8.6	**HDS1842VL**	310
	48″	1219	1.0	27	12.2	**SHDS1848VL**	334	22	10.0	**HDS1848VL**	317
	54″	1372	1.1	31	14.5	**SHDS1854VL**	339	25	11.3	**HDS1854VL**	329
	60″	1524	1.3	34	15.4	**SHDS1860VL**	370	27	12.2	**HDS1860VL**	341
24″ width *(610mm)*	36″	914	1.0	33	15.0	**SHDS2436VL**	326	26	11.8	**HDS2436VL**	314
	42″	1067	1.2	37	16.8	**SHDS2442VL**	342	30	13.6	**HDS2442VL**	324
	48″	1219	1.3	41	18.6	**SHDS2448VL**	358	34	15.4	**HDS2448VL**	339
	54″	1372	1.5	47	21.3	**SHDS2454VL**	388	39	17.6	**HDS2454VL**	370
	60″	1524	1.7	53	24.0	**SHDS2460VL**	402	45	20.4	**HDS2460VL**	378

Valu-Gard® Green Epoxy

	length		cu	14 gauge weight				16 gauge weight			
	in.	mm	ft	lb.	kg	model #	list	lb.	kg	model #	list
18″ width *(457mm)*	36″	914	0.8	22	10.4	**SHDS1836VGL**	309	17	7.7	**HDS1836VGL**	292
	42″	1067	0.9	24	10.9	**SHDS1842VGL**	320	19	8.6	**HDS1842VGL**	310
	48″	1219	1.0	27	12.2	**SHDS1848VGL**	334	22	10.0	**HDS1848VGL**	317
	54″	1372	1.1	31	14.5	**SHDS1854VGL**	339	25	11.3	**HDS1854VGL**	329
	60″	1524	1.3	34	15.4	**SHDS1860VGL**	370	27	12.2	**HDS1860VGL**	341
24″ width *(610mm)*	36″	914	1.0	33	15.0	**SHDS2436VGL**	326	26	11.8	**HDS2436VGL**	314
	42″	1067	1.2	37	16.8	**SHDS2442VGL**	342	30	13.6	**HDS2442VGL**	324
	48″	1219	1.3	41	18.6	**SHDS2448VGL**	358	34	15.4	**HDS2448VGL**	339
	54″	1372	1.5	47	21.3	**SHDS2454VGL**	388	39	17.6	**HDS2454VGL**	370
	60″	1524	1.7	53	24.0	**SHDS2460VGL**	402	45	20.4	**HDS2460VGL**	378

Quik-Set® Solid Shelving Accessories

see spec sheet **EG01.23A**

(•) MTS *(made to stock)* / ( ) MTO *(made to order)*



Posts

1⅝″ *(42mm)* diameter. Grooved in 2″ *(51mm)* increments.

height		weight		cu	Stationary Posts		Caster Posts	
					stainless steel		stainless steel	
in.	mm	lb.	kg	ft	model #	list	model #	list
14″	356	1.0	0.5	0.2	**HDSP14-S**	71	**HDSCP14-S**	71
33″	838	2.0	0.9	0.2	**HDSP33-S**	98	**HDSCP33-S**	98
54″	1372	3.0	1.4	0.2	**HDSP54-S**	103	**HDSCP54-S**	103
63″	1600	3.5	1.8	0.2	**HDSP63-S**	120	**HDSCP63-S**	120
74″	1880	4.0	1.8	0.2	**HDSP74-S**	135	**HDSCP74-S**	135

Adjustable Foot

Adjust from minimum height of 1½″ to maximum height of 2½″ *(38 to 64mm)*.



weight			
lb.	kg	model #	list
0.25	0.1	**301036**	13

Post Cap

Black plastic cap fits inside 1⅝″ *(32mm)* diameter post.



weight			
lb.	kg	model #	list
0.25	0.1	**330010**	4

Casters

- 5″ *(127mm)* diameter.
- Set of four *(two swivel, two with brake)*.

(•) MTS *(made to stock)* / ( ) MTO *(made to order)*



Polymer Cart Washable with Polymer Tread

weight capacity per caster			list per
lbs.	kg	model #	set
250	113.4	**CAHW4-SB** •	772

Nickel with Poly Tread

weight capacity per caster			list per
lbs.	kg	model #	set
250	113.4	**CAHP4-SB** •	622

Stainless Steel Caster Cradle®

see product announcement **EG8108M**



PATENTED! *(patent #US 8,678,335 B2)*

FEATURES:

- The only caster stabilizing device with a patented uniform circular design (patent #US 8,678,335 B2) that allows for approach from any angle.
- Units are secured to the floor where the casters are to be centered.

description	model #	list/pkg
quantity of 2 per package	**CC-S-2**	120
quantity of 10 per package	**CC-S-10**	477
quantity of 60 per package	**CC-S-60**	2675

100 Industrial Boulevard, Clayton, DE 19938-8903 U.S.A.
Phone: 302-653-3000. Fax: 302-653-2065
http://www.eaglemhc.com

EAGLE MHC Division
Material Handling, Healthcare & Cleanroom Equipment



Weight Capacities

Allowable Bracket Loading ***(per bracket)***

bracket length in.	mm	maximum load recommended lb.	kg
14″	356	540	244.9
18″	457	465	210.9
21″	533	395	179.2
24″	610	360	163.3

Shelf Load Capacity ***(per shelf)***
Shelves not included.

shelf description	weight capacity lb.	kg
Shelves 24″ to 48″ *(610 to 1219mm)* long	800	362.8
Shelves 54″ to 72″ *(1372 to 1829mm)* long	600	272.2

Features:

- Requires no post supports to get in the way, making shelf loading and unloading easier.
- 100% usable shelving surface, from section to section, wall to wall, and front to back.
- Floor is unobstructed.
- Infinite height adjustability, no slots or keyholes to line up for leveling.
- Heavy-duty, rugged construction.
- Cantilever shelving components are listed on pages 67 through 71.

Cantilever Shelving Systems

Standard Uprights

see spec sheet **EG01.45A**



For wall-mounted storage.

FEATURES:

- 14 gauge.
- Continuously seam-welded.
- Rust and corrosion resistant.

Note: Prices do not include ceiling brackets.

height		cu	Gray Epoxy						Stainless Steel						Aluminum					
			weight		REGULAR		NSF		weight		REGULAR		NSF		weight		REGULAR		NSF	
in.	mm	ft	lb.	kg	model #	list	model #	list	lb.	kg	model #	list	model #	list	lb.	kg	model #	list	model #	list
12″	305	0.02	1	0.5	**MMU-1**	31	**MMNSU-1**	37	1	0.5	**MMUSS-1**	108	**MMNSUSS-1**	114	1	0.5	**MMU/A-1**	31	**MMNSU/A-1**	37
24″	610	0.04	3	1.4	**MMU-2**	58	**MMNSU-2**	60	3	1.4	**MMUSS-2**	197	**MMNSUSS-2**	206	2	0.9	**MMU/A-2**	58	**MMNSU/A-2**	60
36″	914	0.06	4	1.8	**MMU-3**	91	**MMNSU-3**	96	4	1.8	**MMUSS-3**	296	**MMNSUSS-3**	314	2	0.9	**MMU/A-3**	91	**MMNSU/A-3**	96
48″	1219	0.08	6	2.7	**MMU-4**	106	**MMNSU-4**	114	5	2.3	**MMUSS-4**	394	**MMNSUSS-4**	413	3	1.4	**MMU/A-4**	106	**MMNSU/A-4**	114
60″	1524	0.10	7	3.2	**MMU-5**	134	**MMNSU-5**	143	7	3.2	**MMUSS-5**	496	**MMNSUSS-5**	520	4	1.8	**MMU/A-5**	134	**MMNSU/A-5**	143
72″	1829	0.13	9	4.1	**MMU-6**	160	**MMNSU-6**	175	8	3.6	**MMUSS-6**	590	**MMNSUSS-6**	614	4	1.8	**MMU/A-6**	160	**MMNSU/A-6**	175
84″	2134	0.15	10	4.5	**MMU-7**	190	**MMNSU-7**	202	9	4.1	**MMUSS-7**	687	**MMNSUSS-7**	717	5	2.3	**MMU/A-7**	190	**MMNSU/A-7**	202
96″	2438	0.17	11	5.0	**MMU-8**	218	**MMNSU-8**	235	11	5.0	**MMUSS-8**	783	**MMNSUSS-8**	820	6	2.7	**MMU/A-8**	218	**MMNSU/A-8**	235
108″	2743	0.19	13	5.8	**MMU-9**	245	**MMNSU-9**	267	12	5.4	**MMUSS-9**	878	**MMNSUSS-9**	923	7	3.2	**MMU/A-9**	245	**MMNSU/A-9**	267
120″	3048	0.21	14	6.4	**MMU-10**	275	**MMNSU-10**	296	13	5.8	**MMUSS-10**	974	**MMNSUSS-10**	1026	7	3.2	**MMU/A-10**	275	**MMNSU/A-10**	296
144″	3658	0.23	17	7.7	**MMU-12**	339	**MMNSU-12**	365	16	7.3	**MMUSS-12**	1171	**MMNSUSS-12**	1231	9	4.1	**MMU/A-12**	339	**MMNSU/A-12**	365
156″	3962	0.25	20	9.0	**MMU-14**	397	n/a	n/a	-	-	n/a	n/a	n/a	n/a	10	4.5	**MMU/A-14**	397	**MMNSU/A-14**	424
168″	4267	0.30	23	10.4	**MMU-16**	451	n/a	n/a	-	-	n/a	n/a	n/a	n/a	12	5.4	**MMU/A-16**	451	**MMNSU/A-16**	483

Back-To-Back Uprights — Floor-To-Ceiling

see spec sheet **EG01.45A**

FEATURES:
- Attaches to floor and ceiling.
- Two uprights are bolted or welded back-to-back.

Note: Prices do not include ceiling brackets.



For center room storage.

height		cu	Gray Epoxy weight		REGULAR		NSF		Stainless Steel weight		REGULAR		NSF		Aluminum weight		REGULAR	
in.	mm	ft	lb.	kg	model #	list	model #	list	lb.	kg	model #	list	model #	list	lb.	kg	model #	list
48″	1219	0.29	11	5.0	**MMBB/FC-4**	234	**MMNSBB/FC-4**	256	11	5.0	**MMBBSS/FC-4**	787	**MMNSBBSS/FC-4**	900	11	5.0	**MMBB/FC/A-4**	234
60″	1524	0.37	14	6.4	**MMBB/FC-5**	294	**MMNSBB/FC-5**	316	24	10.9	**MMBBSS/FC-5**	987	**MMNSBBSS/FC-5**	1133	14	6.4	**MMBB/FC/A-5**	294
72″	1829	0.44	17	7.7	**MMBB/FC-6**	353	**MMNSBB/FC-6**	381	28	12.7	**MMBBSS/FC-6**	1171	**MMNSBBSS/FC-6**	1349	17	7.7	**MMBB/FC/A-6**	353
84″	2134	0.51	20	9.0	**MMBB/FC-7**	414	**MMNSBB/FC-7**	449	33	15.0	**MMBBSS/FC-7**	1368	**MMNSBBSS/FC-7**	1574	20	9.0	**MMBB/FC/A-7**	414
96″	2438	0.59	23	10.4	**MMBB/FC-8**	476	**MMNSBB/FC-8**	517	38	17.2	**MMBBSS/FC-8**	1560	**MMNSBBSS/FC-8**	1792	23	10.4	**MMBB/FC/A-8**	476
108″	2743	0.66	26	11.8	**MMBB/FC-9**	538	**MMNSBB/FC-9**	582	42	19.1	**MMBBSS/FC-9**	1754	**MMNSBBSS/FC-9**	2017	26	11.8	**MMBB/FC/A-9**	538
120″	3048	0.73	29	13.2	**MMBB/FC-10**	743	**MMNSBB/FC-10**	651	47	21.3	**MMBBSS/FC-10**	1951	**MMNSBBSS/FC-10**	2242	29	13.2	**MMBB/FC/A-10**	743
144″	3658	0.88	34	15.4	**MMBB/FC-12**	767	**MMNSBB/FC-12**	801	57	25.9	**MMBBSS/FC-12**	2342	**MMNSBBSS/FC-12**	2694	34	15.4	**MMBB/FC/A-12**	767

Heavy-Duty Back-To-Back Uprights — Floor-To-Ceiling

see spec sheet **EG01.45C**

FEATURES:
- Double-faced unitized uprights.
- Attaches to floor and ceiling.
- Two uprights are bolted or welded back-to-back.

Note: Prices do not include ceiling brackets.



For center room storage.

height		cu	Gray Epoxy weight		REGULAR		NSF		Stainless Steel weight		REGULAR		NSF		Aluminum weight		REGULAR	
in.	mm	ft	lb.	kg	model #	list	model #	list	lb.	kg	model #	list	model #	list	lb.	kg	model #	list
48″	1219	0.29	20	9.0	**MMBB-4**	404	**MMNSBB-4**	457	11	5.0	**MMBBSS-4**	934	**MMNSBBSS-4**	1073	14	6.4	**MMBB/A-4**	411
60″	1524	0.37	25	11.3	**MMBB-5**	476	**MMNSBB-5**	551	24	10.9	**MMBBSS-5**	1176	**MMNSBBSS-5**	1353	17	7.7	**MMBB/A-5**	466
72″	1829	0.44	30	13.6	**MMBB-6**	573	**MMNSBB-6**	658	28	12.7	**MMBBSS-6**	1418	**MMNSBBSS-6**	1628	21	9.5	**MMBB/A-6**	556
84″	2134	0.51	35	15.9	**MMBB-7**	669	**MMNSBB-7**	768	33	15.0	**MMBBSS-7**	1654	**MMNSBBSS-7**	1895	24	10.9	**MMBB/A-7**	653
96″	2438	0.59	40	18.1	**MMBB-8**	768	**MMNSBB-8**	876	38	17.2	**MMBBSS-8**	1889	**MMNSBBSS-8**	2166	28	12.7	**MMBB/A-8**	741
108″	2743	0.66	45	20.4	**MMBB-9**	862	**MMNSBB-9**	982	42	19.1	**MMBBSS-9**	2124	**MMNSBBSS-9**	2438	31	14.1	**MMBB/A-9**	838
120″	3048	0.73	50	22.7	**MMBB-10**	958	**MMNSBB-10**	1099	47	21.3	**MMBBSS-10**	2358	**MMNSBBSS-10**	2710	34	15.4	**MMBB/A-10**	928
144″	3658	0.88	60	27.2	**MMBB-12**	1146	**MMNSBB-12**	1315	57	25.9	**MMBBSS-12**	2843	**MMNSBBSS-12**	3244	41	18.6	**MMBB/A-12**	1115

Ceiling Brackets for Standard and Back-To-Back Uprights

see spec sheet **EG01.45B**

Note: Required for all installations.

Note: In a run of shelving, left or right brackets can be used as "center" brackets.



	Gray Epoxy REGULAR		Gray Epoxy NSF		Stainless Steel REGULAR		Stainless Steel NSF		Aluminum REGULAR		Aluminum NSF	
description	model #	list	model #	list	model #	list	model #	list	model #	list	model #	list
left	**MMCB-6-L**	28	**MMNSCB-6-L**	28	**MMCBSS-6-L**	71	**MMNSCBSS-6-L**	73	**MMCB/A6-L**	45	**MMNSCB/A6-L**	45
right	**MMCB-6-R**	28	**MMNSCB-6-R**	28	**MMCBSS-6-R**	71	**MMNSCBSS-6-R**	73	**MMCB/A6-R**	45	**MMNSCB/A6-R**	45

100 Industrial Boulevard, Clayton, DE 19938-8903 U.S.A.
Phone: 302-653-3000. Fax: 302-653-2065
http://www.eaglemhc.com

EAGLE MHC Division
Material Handling, Healthcare & Cleanroom Equipment

Heavy Duty Crossbraces

see spec sheet **EG01.45C**

FEATURES:
- Adds to stability of unit.
- 1″ *(25mm)* wide 7-gauge steel.

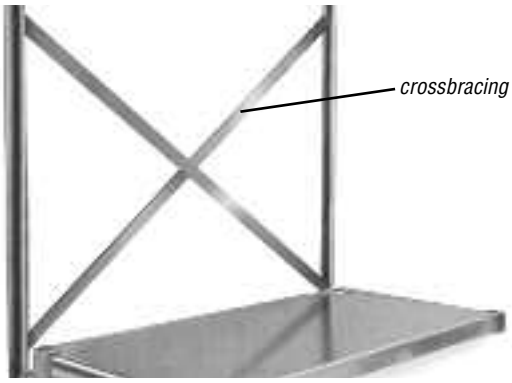

fits shelf length		crossbrace length		Gray Epoxy weight				Nickel weight			
in.	mm	in.	mm	lb.	kg	model #	list	lb.	kg	model #	list
36″	914	48″	1219	2	0.9	**MMXB-48**	30	2	0.9	**MMXB-N-48**	81
48″	1219	60″	1524	3	1.4	**MMXB-60**	37	3	1.4	**MMXB-N-60**	96
60″	1524	72″	1829	4	1.8	**MMXB-72**	42	4	1.8	**MMXB-N-72**	114
72″	1829	84″	2134	5	2.3	**MMXB-84**	48	5	2.3	**MMXB-N-84**	133

Single Knob Brackets

see spec sheet **EG01.45B**

FEATURES:
- With flange on top left or right, these brackets support single shelf or end of shelf run.





Left Single Knob Brackets

length		cu	Gray Epoxy weight		REGULAR		NSF		Stainless Steel weight		REGULAR		NSF		Aluminum weight		REGULAR		NSF	
in.	mm	ft	lb.	kg	model #	list	model #	list	lb.	kg	model #	list	model #	list	lb.	kg	model #	list	model #	list
14″	356	0.09	2	0.9	**MMB-K-14-L**	81	**MMNSB-K-14-L**	87	2	0.9	**MMBSS-K-14-L**	171	**MMNSBSS-K-14-L**	185	1	0.5	**MMB-K/A-14-L**	91	**MMNSB-K/A-14-L**	98
18″	457	0.12	3	1.4	**MMB-K-18-L**	98	**MMNSB-K-18-L**	106	2	0.9	**MMBSS-K-18-L**	239	**MMNSBSS-K-18-L**	246	1	0.5	**MMB-K/A-18-L**	103	**MMNSB-K/A-18-L**	113
21″	533	0.15	3	1.4	**MMB-K-21-L**	108	**MMNSB-K-21-L**	123	3	1.4	**MMBSS-K-21-L**	284	**MMNSBSS-K-21-L**	298	1	0.5	**MMB-K/A-21-L**	114	**MMNSB-K/A-21-L**	128
24″	610	0.17	3	1.4	**MMB-K-24-L**	123	**MMNSB-K-24-L**	132	3	1.4	**MMBSS-K-24-L**	309	**MMNSBSS-K-24-L**	320	2	0.9	**MMB-K/A-24-L**	132	**MMNSB-K/A-24-L**	143

Right Single Knob Brackets

length		cu	Gray Epoxy weight		REGULAR		NSF		Stainless Steel weight		REGULAR		NSF		Aluminum weight		REGULAR		NSF	
in.	mm	ft	lb.	kg	model #	list	model #	list	lb.	kg	model #	list	model #	list	lb.	kg	model #	list	model #	list
14″	356	0.09	2	0.9	**MMB-K-14-R**	81	**MMNSB-K-14-R**	87	2	0.9	**MMBSS-K-14-R**	171	**MMNSBSS-K-14-R**	185	1	0.5	**MMB-K/A-14-R**	91	**MMNSB-K/A-14-R**	98
18″	457	0.12	3	1.4	**MMB-K-18-R**	98	**MMNSB-K-18-R**	106	2	0.9	**MMBSS-K-18-R**	239	**MMNSBSS-K-18-R**	246	1	0.5	**MMB-K/A-18-R**	103	**MMNSB-K/A-18-R**	113
21″	533	0.15	3	1.4	**MMB-K-21-R**	108	**MMNSB-K-21-R**	123	3	1.4	**MMBSS-K-21-R**	284	**MMNSBSS-K-21-R**	298	1	0.5	**MMB-K/A-21-R**	114	**MMNSB-K/A-21-R**	128
24″	610	0.17	3	1.4	**MMB-K-24-R**	123	**MMNSB-K-24-R**	132	3	1.4	**MMBSS-K-24-R**	309	**MMNSBSS-K-24-R**	320	2	0.9	**MMB-K/A-24-R**	132	**MMNSB-K/A-24-R**	143

Double Knob Brackets

see spec sheet **EG01.45B**

For use with wire or solid shelving

FEATURES:
- With flanges on top left and right, these brackets support two adjoining wire or solid shelves on a common upright.



length		cu	Gray Epoxy weight		REGULAR		NSF		Stainless Steel weight		REGULAR		NSF		Aluminum weight		REGULAR		NSF	
in.	mm	ft	lb.	kg	model #	list	model #	list	lb.	kg	model #	list	model #	list	lb.	kg	model #	list	model #	list
14″	356	0.19	3	1.4	**MMDB-K-14**	137	**MMNSDB-K-14**	135	3	1.4	**MMDBSS-K-14**	239	**MMNSDBSS-K-14**	257	1	0.5	**MMDB-K/A-14**	135	**MMNSDB-K/A-14**	152
18″	457	0.25	4	1.8	**MMDB-K-18**	160	**MMNSDB-K-18**	178	3	1.4	**MMDBSS-K-18**	341	**MMNSDBSS-K-18**	360	2	0.9	**MMDB-K/A-18**	178	**MMNSDB-K/A-18**	195
21″	533	0.29	4	1.8	**MMDB-K-21**	178	**MMNSDB-K-21**	197	4	1.8	**MMDBSS-K-21**	406	**MMNSDBSS-K-21**	430	2	0.9	**MMDB-K/A-21**	190	**MMNSDB-K/A-21**	211
24″	610	0.33	5	2.3	**MMDB-K-24**	184	**MMNSDB-K-24**	201	4	1.8	**MMDBSS-K-24**	444	**MMNSDBSS-K-24**	456	2	0.9	**MMDB-K/A-24**	200	**MMNSDB-K/A-24**	222

Optional Single Foot Brackets with Knobs

see spec sheet **EG01.45B**

FEATURES:

- Serves as a base for bottom shelf.
- Left brackets and right brackets available.
- 9⅜″ *(238mm)* height.



For use with wire and solid shelving

Left Single Foot Brackets with Knobs

					Gray Epoxy						Stainless Steel			
length		cu	weight		REGULAR		NSF		weight		REGULAR		NSF	
in.	mm	ft	lb.	kg	model #	list	model #	list	lb.	kg	model #	list	model #	list
14″	356	0.13	4	1.8	**MMFB-K-14-L**	133	**MMNSFB-K-14-L**	144	4	1.8	**MMFBSSK-149-L**	391	**MMNSFBSSK-149-L**	451
18″	457	0.17	5	2.3	**MMFB-K-18-L**	159	**MMNSFB-K-18-L**	176	6	2.7	**MMFBSSK-189-L**	518	**MMNSFBSSK-189-L**	594
21″	533	0.19	6	2.7	**MMFB-K-21-L**	181	**MMNSFB-K-21-L**	200	-	-	n/a	n/a	n/a	n/a
24″	610	0.21	6	2.7	**MMFB-K-24-L**	197	**MMNSFB-K-24-L**	218	7	3.2	**MMFBSSK-249-L**	669	**MMNSFBSSK-249-L**	767

Right Single Foot Brackets with Knobs

					Gray Epoxy						Stainless Steel			
length		cu	weight		REGULAR		NSF		weight		REGULAR		NSF	
in.	mm	ft	lb.	kg	model #	list	model #	list	lb.	kg	model #	list	model #	list
14″	356	0.13	4	1.8	**MMFB-K-14-R**	133	**MMNSFB-K-14-R**	144	4	1.8	**MMFBSSK-149-R**	391	**MMNSFBSSK-149-R**	451
18″	457	0.17	5	2.3	**MMFB-K-18-R**	159	**MMNSFB-K-18-R**	176	6	2.7	**MMFBSSK-189-R**	518	**MMNSFBSSK-189-R**	594
21″	533	0.19	6	2.7	**MMFB-K-21-R**	181	**MMNSFB-K-21-R**	200	-	-	n/a	n/a	n/a	n/a
24″	610	0.21	6	2.7	**MMFB-K-24-R**	197	**MMNSFB-K-24-R**	218	7	3.2	**MMFBSSK-249-R**	669	**MMNSFBSSK-249-R**	767

Optional Double Foot Brackets with Knobs

see spec sheet **EG01.45B**

FEATURES:

- For use with wire or solid shelving.
- Serves as a base for adjoining two bottom shelves.
- 9⅜″ *(238mm)* height.



					Gray Epoxy						Stainless Steel			
length		cu	weight		REGULAR		NSF		weight		REGULAR		NSF	
in.	mm	ft	lb.	kg	model #	list	model #	list	lb.	kg	model #	list	model #	list
14″	356	0.26	4	1.8	**MMDFB-K-14**	217	**MMNSDFB-K-14**	239	5	2.3	**MMDFBSSK-149**	449	**MMNSDFBSSK-149**	517
18″	457	0.33	5	2.3	**MMDFB-K-18**	280	**MMNSDFB-K-18**	311	7	3.2	**MMDFBSSK-189**	572	**MMNSDFBSSK-189**	660
21″	533	0.39	6	2.7	**MMDFB-K-21**	310	**MMNSDFB-K-21**	339	-	-	n/a	n/a	n/a	n/a
24″	610	0.42	7	3.2	**MMDFB-K-24**	318	**MMNSDFB-K-24**	352	8	3.6	**MMDFBSSK-249**	761	**MMNSDFBSSK-249**	878

100 Industrial Boulevard, Clayton, DE 19938-8903 U.S.A.
Phone: 302-653-3000. Fax: 302-653-2065
http://www.eaglemhc.com

EAGLE MHC Division
Material Handling, Healthcare & Cleanroom Equipment

Heavy Duty Single Knob "C" Brackets

see spec sheet **EG01.45C**

FEATURES:

- For dynamic loads.
- For use with wire or solid shelving.



Left Single Knob Brackets

length		cu	weight		Gray Epoxy				Stainless Steel				Aluminum			
					REGULAR		NSF									
in.	mm	ft	lb.	kg	model #	list	model #	list	lb.	kg	model #	list	model #	list	lb.	kg	model #	list	model #	list
18″	457	0.12	3	1.4	**MMBC-K-18-L**	85	**MMNSBC-K-18-L**	91	2	0.9	**MMBCSS-K-18-L**	156	**MMNSBCSS-K-18-L**	163	1	0.5	**MMBC-K/A-18-L**	81	**MMNSBC-K/A-18-L**	85
21″	533	0.15	3	1.4	**MMBC-K-21-L**	96	**MMNSBC-K-21-L**	103	3	1.4	**MMBCSS-K-21-L**	194	**MMNSBCSS-K-21-L**	212	1	0.5	**MMBC-K/A-21-L**	91	**MMNSBC-K/A-21-L**	96
24″	610	0.17	3	1.4	**MMBC-K-24-L**	108	**MMNSBC-K-24-L**	114	3	1.4	**MMBCSS-K-24-L**	230	**MMNSBCSS-K-24-L**	246	2	0.9	**MMBC-K/A-24-L**	96	**MMNSBC-K/A-24-L**	103

Right Single Knob Brackets

length		cu	weight		Gray Epoxy				Stainless Steel				Aluminum			
					REGULAR		NSF									
in.	mm	ft	lb.	kg	model #	list	model #	list	lb.	kg	model #	list	model #	list	lb.	kg	model #	list	model #	list
18″	457	0.12	3	1.4	**MMBC-K-18-R**	85	**MMNSBC-K-18-R**	91	2	0.9	**MMBCSS-K-18-R**	156	**MMNSBCSS-K-18-R**	163	1	0.5	**MMBC-K/A-18-R**	81	**MMNSBC-K/A-18-R**	85
21″	533	0.15	3	1.4	**MMBC-K-21-R**	96	**MMNSBC-K-21-R**	103	3	1.4	**MMBCSS-K-21-R**	194	**MMNSBCSS-K-21-R**	212	1	0.5	**MMBC-K/A-21-R**	91	**MMNSBC-K/A-21-R**	96
24″	610	0.17	3	1.4	**MMBC-K-24-R**	108	**MMNSBC-K-24-R**	114	3	1.4	**MMBCSS-K-24-R**	230	**MMNSBCSS-K-24-R**	246	2	0.9	**MMBC-K/A-24-R**	96	**MMNSBC-K/A-24-R**	103

Heavy Duty Double Knob "C" Brackets

see spec sheet **EG01.45C**

FEATURES:

- For dynamic loads.
- With flanges on top left and right, these brackets support two adjoining wire or solid shelves on a common upright.



length		cu	weight		Gray Epoxy				Stainless Steel				Aluminum			
					REGULAR		NSF									
in.	mm	ft	lb.	kg	model #	list	model #	list	lb.	kg	model #	list	model #	list	lb.	kg	model #	list	model #	list
18″	457	0.25	4	1.8	**MMDBC-K-18**	137	**MMNSDBC-K-18**	152	3	1.4	**MMDBCSS-K-18**	234	**MMNSDBCSS-K-18**	246	2	0.9	**MMDBC-K/A-18**	127	**MMNSDBC-K/A-18**	137
21″	533	0.29	4	1.8	**MMDBC-K-21**	156	**MMNSDBC-K-21**	168	4	1.8	**MMDBCSS-K-21**	272	**MMNSDBCSS-K-21**	289	2	0.9	**MMDBC-K/A-21**	144	**MMNSDBC-K/A-21**	152
24″	610	0.33	5	2.3	**MMDBC-K-24**	163	**MMNSDBC-K-24**	176	4	1.8	**MMDBCSS-K-24**	302	**MMNSDBCSS-K-24**	324	2	0.9	**MMDBC-K/A-24**	156	**MMNSDBC-K/A-24**	156



UP TO 2,800-LB. WEIGHT CAPACITY

PATENTED! (patent #10,159,339)

SEE PAGES 75 THROUGH 80 FOR Q-LEVER® STARTER AND ADD-ON UNITS.

SEE PAGES 81 THROUGH 83 FOR VARIOUS Q-LEVER® WORKSTATIONS.

Q-LEVER®

CLEVER STORAGE SOLUTIONS

Heavy Duty Cantilever Shelving Systems

NSF

(pages 73 through 85)

No one else offers brackets that can be positioned…





100 Industrial Boulevard, Clayton, DE 19938-8903 U.S.A.
Phone: 302-653-3000. Fax: 302-653-2065
http://www.eaglemhc.com

EAGLE MHC Division
Material Handling, Healthcare & Cleanroom Equipment

Q-LEVER
CLEVER STORAGE SOLUTIONS



up to 2,800-lb. CAPACITY

PATENTED!
(patent #10,159,339)

Q-LEVER® Shelving has a load bearing capacity of 600 lbs. per shelf and 1,000 lbs. on the bottom dunnage shelf. Unit safely holds up to 2,800 lbs.

ADDITIONAL NOTES

- Evenly distribute the weight across each shelf, and keep heavier loads on the bottom.
- Unit must be bolted to the floor if bottom shelf is removed.
- Unit must be placed on a level surface to avoid a tipping hazard.



5-Tier Starter Unit



Starter and Add-On Units joined

Overview…

- Maximizes storage, free standing shelving allows access to all corners.
- With no front uprights, accessibility and productivity are improved.
- Uprights utilize 2″ adjustment for shelf and accessory spacing.
- Shelves and accessories can be easily adjusted without tools.
- Can be expanded side to side with Add-On units which share a common upright with existing unit; saving cost and space.
- Units allow for sheet metal or wire overlays.
- Sizing available:
  - Widths: 18″, 21″, 24″ and 30″.
  - Lengths: 24″, 30″, 36″, 42″, 48″, 54″, 60″, 66″ and 72″.

Q-LEVER®
CLEVER STORAGE SOLUTIONS

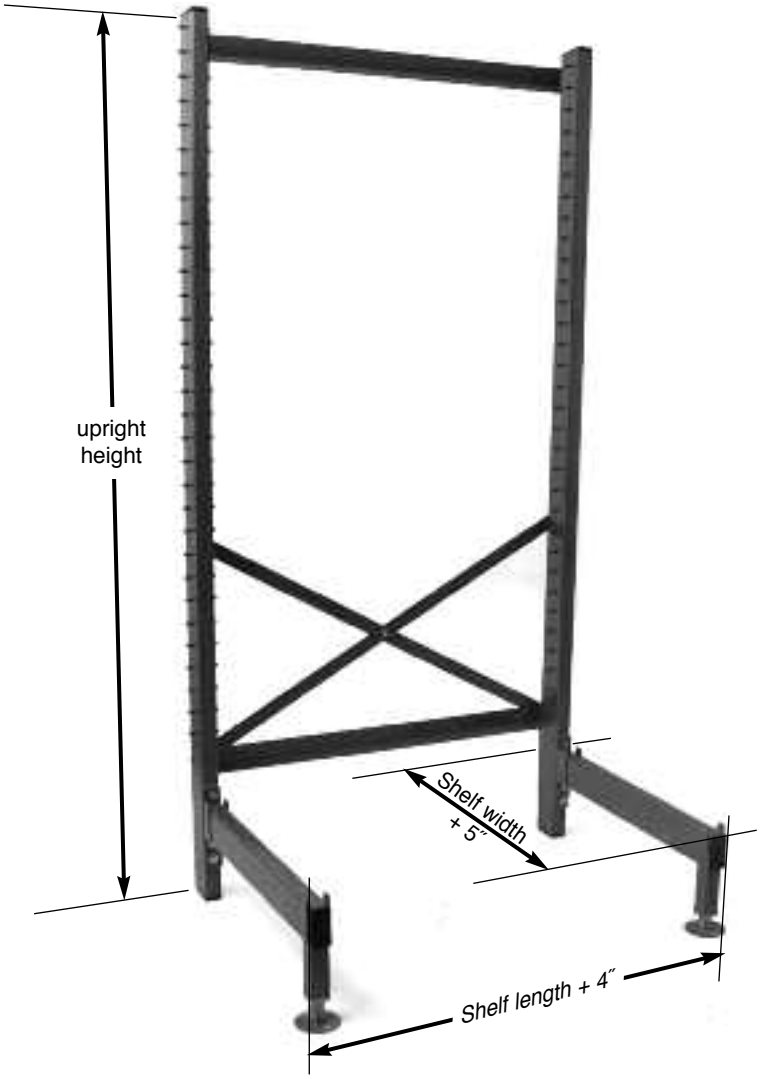

Overview of chart dimensions…

- Add **4″** to the shelf length for nominal length of starter unit.
- Add **1/2″** to the shelf length for nominal length of add-on unit.
- Add **5″** to the shelf width for both starter unit and add-on unit.

Applicable charts are on pages 75 through 80.

Q-LEVER® standard starter and add-on units feature standard wire shelves and dunnage shelves. The Q-LEVER® system can also accommodate…

Solid Shelves • Quad-PLUS® • Double Wire Mat Shelves • Reverse Mat Shelves • Dunnage Shelves
…or a mixture of same based upon your storage needs.



Contact Factory for a quotation on a Q-LEVER® System utilizing these shelving options.

100 Industrial Boulevard, Clayton, DE 19938-8903 U.S.A.
Phone: 302-653-3000. Fax: 302-653-2065
http://www.eaglemhc.com
EAGLE MHC Division
Material Handling, Healthcare & Cleanroom Equipment

Q-LEVER® 76˝ (1930mm) Four-Tier Starter Units

see spec sheets **EG01.58A** *and* **EG01.58B**



unit with all wire shelves



unit with bottom dunnage shelf

FEATURES:

- Features two 76˝ *(1930mm)* uprights, two braces, X-brace assembly, and hardware.
- Uprights utilize pins on 2˝ *(51mm)* centers for maximum flexibility for shelves and accessories
- Choice of Valu-Master® gray or Valu-Gard® green epoxy finish on shelves
- Valu-Master® gray epoxy finish on uprights.

Consult factory for pricing.

Starter Units with All Wire Shelves

Includes four wire shelves and three pairs of brackets.

shelf length		unit** length		...with 18˝ (457mm)-wide Shelves *		...with 21˝ (533mm)-wide Shelves *		...with 24˝ (610mm)-wide Shelves *		...with 30˝ (762mm)-wide Shelves *	
in.	mm	in.	mm	Shelves with Valu-Master® finish	Shelves with Valu-Gard® finish	Shelves with Valu-Master® finish	Shelves with Valu-Gard® finish	Shelves with Valu-Master® finish	Shelves with Valu-Gard® finish	Shelves with Valu-Master® finish	Shelves with Valu-Gard® finish
24˝	610	28˝	711	Q1824V76-4	Q1824VG76-4	Q2124V76-4	Q2124VG76-4	Q2424V76-4	Q2424VG76-4	–	–
30˝	762	34˝	864	Q1830V76-4	Q1830VG76-4	Q2130V76-4	Q2130VG76-4	Q2430V76-4	Q2430VG76-4	Q3030V76-4	Q3030VG76-4
36˝	914	40˝	1016	Q1836V76-4	Q1836VG76-4	Q2136V76-4	Q2136VG76-4	Q2436V76-4	Q2436VG76-4	Q3036V76-4	Q3036VG76-4
42˝	1067	46˝	1168	Q1842V76-4	Q1842VG76-4	Q2142V76-4	Q2142VG76-4	Q2442V76-4	Q2442VG76-4	Q3042V76-4	Q3042VG76-4
48˝	1219	52˝	1320	Q1848V76-4	Q1848VG76-4	Q2148V76-4	Q2148VG76-4	Q2448V76-4	Q2448VG76-4	Q3048V76-4	Q3048VG76-4
54˝	1372	58˝	1473	Q1854V76-4	Q1854VG76-4	Q2154V76-4	Q2154VG76-4	Q2454V76-4	Q2454VG76-4	Q3054V76-4	Q3054VG76-4
60˝	1524	64˝	1626	Q1860V76-4	Q1860VG76-4	Q2160V76-4	Q2160VG76-4	Q2460V76-4	Q2460VG76-4	Q3060V76-4	Q3060VG76-4
66˝	1676	70˝	1778	Q1866V76-4	Q1866VG76-4	Q2166V76-4	Q2166VG76-4	Q2466V76-4	Q2466VG76-4	Q3066V76-4	Q3066VG76-4
72˝	1829	76˝	1930	Q1872V76-4	Q1872VG76-4	Q2172V76-4	Q2172VG76-4	Q2472V76-4	Q2472VG76-4	Q3072V76-4	Q3072VG76-4

* For unit width, add 5˝ (127mm) to shelf width.
** Dimensions are nominal.

Starter Units with Bottom Dunnage Shelf

Includes three wire shelves, three pairs of brackets and one dunnage shelf.

shelf length		unit** length		...with 18˝ (457mm)-wide Shelves *		...with 21˝ (533mm)-wide Shelves *		...with 24˝ (610mm)-wide Shelves *		...with 30˝ (762mm)-wide Shelves *	
in.	mm	in.	mm	Shelves with Valu-Master® finish	Shelves with Valu-Gard® finish	Shelves with Valu-Master® finish	Shelves with Valu-Gard® finish	Shelves with Valu-Master® finish	Shelves with Valu-Gard® finish	Shelves with Valu-Master® finish	Shelves with Valu-Gard® finish
24˝	610	28˝	711	Q1824V76-4D	Q1824VG76-4D	Q2124V76-4D	Q2124VG76-4D	Q2424V76-4D	Q2424VG76-4D	–	–
30˝	762	34˝	864	Q1830V76-4D	Q1830VG76-4D	Q2130V76-4D	Q2130VG76-4D	Q2430V76-4D	Q2430VG76-4D	Q3030V76-4D	Q3030VG76-4D
36˝	914	40˝	1016	Q1836V76-4D	Q1836VG76-4D	Q2136V76-4D	Q2136VG76-4D	Q2436V76-4D	Q2436VG76-4D	Q3036V76-4D	Q3036VG76-4D
42˝	1067	46˝	1168	Q1842V76-4D	Q1842VG76-4D	Q2142V76-4D	Q2142VG76-4D	Q2442V76-4D	Q2442VG76-4D	Q3042V76-4D	Q3042VG76-4D
48˝	1219	52˝	1320	Q1848V76-4D	Q1848VG76-4D	Q2148V76-4D	Q2148VG76-4D	Q2448V76-4D	Q2448VG76-4D	Q3048V76-4D	Q3048VG76-4D
54˝	1372	58˝	1473	Q1854V76-4D	Q1854VG76-4D	Q2154V76-4D	Q2154VG76-4D	Q2454V76-4D	Q2454VG76-4D	Q3054V76-4D	Q3054VG76-4D
60˝	1524	64˝	1626	Q1860V76-4D	Q1860VG76-4D	Q2160V76-4D	Q2160VG76-4D	Q2460V76-4D	Q2460VG76-4D	Q3060V76-4D	Q3060VG76-4D
66˝	1676	70˝	1778	Q1866V76-4D	Q1866VG76-4D	Q2166V76-4D	Q2166VG76-4D	Q2466V76-4D	Q2466VG76-4D	Q3066V76-4D	Q3066VG76-4D
72˝	1829	76˝	1930	Q1872V76-4D	Q1872VG76-4D	Q2172V76-4D	Q2172VG76-4D	Q2472V76-4D	Q2472VG76-4D	Q3072V76-4D	Q3072VG76-4D

* For unit width, add 5˝ (127mm) to shelf width.
** Dimensions are nominal.

Q-LEVER® 76˝ (1930mm) Four-Tier Add-On Units

see spec sheets **EG01.59A** *and* **EG01.59B**



unit with all wire shelves

unit with bottom dunnage shelf

FEATURES:

- Features one 76˝ *(1930mm)* upright, two braces, X-brace assembly, and hardware.
- Uprights utilize pins on 2˝ *(51mm)* centers for maximum flexibility for shelves and accessories
- Choice of Valu-Master® gray or Valu-Gard® green epoxy finish on shelves
- Valu-Master® gray epoxy finish on upright.

Consult factory for pricing.

Add-On Units with All Wire Shelves

Includes four wire shelves and three pairs of brackets.

shelf length		unit** length		...with 18˝ (457mm)-wide Shelves *		...with 21˝ (533mm)-wide Shelves *		...with 24˝ (610mm)-wide Shelves *		...with 30˝ (762mm)-wide Shelves *	
in.	mm	in.	mm	Shelves with Valu-Master® finish	Shelves with Valu-Gard® finish	Shelves with Valu-Master® finish	Shelves with Valu-Gard® finish	Shelves with Valu-Master® finish	Shelves with Valu-Gard® finish	Shelves with Valu-Master® finish	Shelves with Valu-Gard® finish
24˝	610	25½˝	648	Q1824V76A-4	Q1824VG76A-4	Q2124V76A-4	Q2124VG76A-4	Q2424V76A-4	Q2424VG76A-4	–	–
30˝	762	31½˝	800	Q1830V76A-4	Q1830VG76A-4	Q2130V76A-4	Q2130VG76A-4	Q2430V76A-4	Q2430VG76A-4	Q3030V76A-4	Q3030VG76A-4
36˝	914	37½˝	953	Q1836V76A-4	Q1836VG76A-4	Q2136V76A-4	Q2136VG76A-4	Q2436V76A-4	Q2436VG76A-4	Q3036V76A-4	Q3036VG76A-4
42˝	1067	43½˝	1105	Q1842V76A-4	Q1842VG76A-4	Q2142V76A-4	Q2142VG76A-4	Q2442V76A-4	Q2442VG76A-4	Q3042V76A-4	Q3042VG76A-4
48˝	1219	49½˝	1257	Q1848V76A-4	Q1848VG76A-4	Q2148V76A-4	Q2148VG76A-4	Q2448V76A-4	Q2448VG76A-4	Q3048V76A-4	Q3048VG76A-4
54˝	1372	55½˝	1410	Q1854V76A-4	Q1854VG76A-4	Q2154V76A-4	Q2154VG76A-4	Q2454V76A-4	Q2454VG76A-4	Q3054V76A-4	Q3054VG76A-4
60˝	1524	61½˝	1562	Q1860V76A-4	Q1860VG76A-4	Q2160V76A-4	Q2160VG76A-4	Q2460V76A-4	Q2460VG76A-4	Q3060V76A-4	Q3060VG76A-4
66˝	1676	67½˝	1715	Q1866V76A-4	Q1866VG76A-4	Q2166V76A-4	Q2166VG76A-4	Q2466V76A-4	Q2466VG76A-4	Q3066V76A-4	Q3066VG76A-4
72˝	1829	73½˝	1867	Q1872V76A-4	Q1872VG76A-4	Q2172V76A-4	Q2172VG76A-4	Q2472V76A-4	Q2472VG76A-4	Q3072V76A-4	Q3072VG76A-4

* For unit width, add 5˝ (127mm) to shelf width.
** Dimensions are nominal.

Add-On Units with Bottom Dunnage Shelf

Includes three wire shelves, three pairs of brackets and one dunnage shelf.

shelf length		unit** length		...with 18˝ (457mm)-wide Shelves *		...with 21˝ (533mm)-wide Shelves *		...with 24˝ (610mm)-wide Shelves *		...with 30˝ (762mm)-wide Shelves *	
in.	mm	in.	mm	Shelves with Valu-Master® finish	Shelves with Valu-Gard® finish	Shelves with Valu-Master® finish	Shelves with Valu-Gard® finish	Shelves with Valu-Master® finish	Shelves with Valu-Gard® finish	Shelves with Valu-Master® finish	Shelves with Valu-Gard® finish
24˝	610	28˝	711	Q1824V76A-4D	Q1824VG76A-4D	Q2124V76A-4D	Q2124VG76A-4D	Q2424V76A-4D	Q2424VG76A-4D	–	–
30˝	762	34˝	864	Q1830V76A-4D	Q1830VG76A-4D	Q2130V76A-4D	Q2130VG76A-4D	Q2430V76A-4D	Q2430VG76A-4D	Q3030V76A-4D	Q3030VG76A-4D
36˝	914	40˝	1016	Q1836V76A-4D	Q1836VG76A-4D	Q2136V76A-4D	Q2136VG76A-4D	Q2436V76A-4D	Q2436VG76A-4D	Q3036V76A-4D	Q3036VG76A-4D
42˝	1067	46˝	1168	Q1842V76A-4D	Q1842VG76A-4D	Q2142V76A-4D	Q2142VG76A-4D	Q2442V76A-4D	Q2442VG76A-4D	Q3042V76A-4D	Q3042VG76A-4D
48˝	1219	52˝	1320	Q1848V76A-4D	Q1848VG76A-4D	Q2148V76A-4D	Q2148VG76A-4D	Q2448V76A-4D	Q2448VG76A-4D	Q3048V76A-4D	Q3048VG76A-4D
54˝	1372	58˝	1473	Q1854V76A-4D	Q1854VG76A-4D	Q2154V76A-4D	Q2154VG76A-4D	Q2454V76A-4D	Q2454VG76A-4D	Q3054V76A-4D	Q3054VG76A-4D
60˝	1524	64˝	1626	Q1860V76A-4D	Q1860VG76A-4D	Q2160V76A-4D	Q2160VG76A-4D	Q2460V76A-4D	Q2460VG76A-4D	Q3060V76A-4D	Q3060VG76A-4D
66˝	1676	70˝	1778	Q1866V76A-4D	Q1866VG76A-4D	Q2166V76A-4D	Q2166VG76A-4D	Q2466V76A-4D	Q2466VG76A-4D	Q3066V76A-4D	Q3066VG76A-4D
72˝	1829	76˝	1930	Q1872V76A-4D	Q1872VG76A-4D	Q2172V76A-4D	Q2172VG76A-4D	Q2472V76A-4D	Q2472VG76A-4D	Q3072V76A-4D	Q3072VG76A-4D

* For unit width, add 5˝ (127mm) to shelf width.
** Dimensions are nominal.

100 Industrial Boulevard, Clayton, DE 19938-8903 U.S.A.
Phone: 302-653-3000. Fax: 302-653-2065
http://www.eaglemhc.com

EAGLE MHC Division
Material Handling, Healthcare & Cleanroom Equipment

Q-LEVER® 76˝ (1930mm) Five-Tier Starter Units

see spec sheets **EG01.58C** *and* **EG01.58D**



unit with all wire shelves



unit with bottom dunnage shelf

FEATURES:

- Features two 76˝ *(1930mm)* uprights, two braces, X-brace assembly, and hardware.
- Uprights utilize pins on 2˝ *(51mm)* centers for maximum flexibility for shelves and accessories
- Choice of Valu-Master® gray or Valu-Gard® green epoxy finish on shelves
- Valu-Master® gray epoxy finish on uprights.

Consult factory for pricing.

Starter Units with All Wire Shelves

Includes five wire shelves and four pairs of brackets.

shelf length		unit** length		...with 18˝ (457mm)-wide Shelves *		...with 21˝ (533mm)-wide Shelves *		...with 24˝ (610mm)-wide Shelves *		...with 30˝ (762mm)-wide Shelves *	
in.	mm	in.	mm	Shelves with Valu-Master® finish	Shelves with Valu-Gard® finish	Shelves with Valu-Master® finish	Shelves with Valu-Gard® finish	Shelves with Valu-Master® finish	Shelves with Valu-Gard® finish	Shelves with Valu-Master® finish	Shelves with Valu-Gard® finish
24˝	610	28˝	711	Q1824V76-5	Q1824VG76-5	Q2124V76-5	Q2124VG76-5	Q2424V76-5	Q2424VG76-5	–	–
30˝	762	34˝	864	Q1830V76-5	Q1830VG76-5	Q2130V76-5	Q2130VG76-5	Q2430V76-5	Q2430VG76-5	Q3030V76-5	Q3030VG76-5
36˝	914	40˝	1016	Q1836V76-5	Q1836VG76-5	Q2136V76-5	Q2136VG76-5	Q2436V76-5	Q2436VG76-5	Q3036V76-5	Q3036VG76-5
42˝	1067	46˝	1168	Q1842V76-5	Q1842VG76-5	Q2142V76-5	Q2142VG76-5	Q2442V76-5	Q2442VG76-5	Q3042V76-5	Q3042VG76-5
48˝	1219	52˝	1320	Q1848V76-5	Q1848VG76-5	Q2148V76-5	Q2148VG76-5	Q2448V76-5	Q2448VG76-5	Q3048V76-5	Q3048VG76-5
54˝	1372	58˝	1473	Q1854V76-5	Q1854VG76-5	Q2154V76-5	Q2154VG76-5	Q2454V76-5	Q2454VG76-5	Q3054V76-5	Q3054VG76-5
60˝	1524	64˝	1626	Q1860V76-5	Q1860VG76-5	Q2160V76-5	Q2160VG76-5	Q2460V76-5	Q2460VG76-5	Q3060V76-5	Q3060VG76-5
66˝	1676	70˝	1778	Q1866V76-5	Q1866VG76-5	Q2166V76-5	Q2166VG76-5	Q2466V76-5	Q2466VG76-5	Q3066V76-5	Q3066VG76-5
72˝	1829	76˝	1930	Q1872V76-5	Q1872VG76-5	Q2172V76-5	Q2172VG76-5	Q2472V76-5	Q2472VG76-5	Q3072V76-5	Q3072VG76-5

* For unit width, add 5˝ (127mm) to shelf width.
** Dimensions are nominal.

Starter Units with Bottom Dunnage Shelf

Includes four wire shelves, four pairs of brackets and one dunnage shelf.

shelf length		unit** length		...with 18˝ (457mm)-wide Shelves *		...with 21˝ (533mm)-wide Shelves *		...with 24˝ (610mm)-wide Shelves *		...with 30˝ (762mm)-wide Shelves *	
in.	mm	in.	mm	Shelves with Valu-Master® finish	Shelves with Valu-Gard® finish	Shelves with Valu-Master® finish	Shelves with Valu-Gard® finish	Shelves with Valu-Master® finish	Shelves with Valu-Gard® finish	Shelves with Valu-Master® finish	Shelves with Valu-Gard® finish
24˝	610	28˝	711	Q1824V76-5D	Q1824VG76-5D	Q2124V76-5D	Q2124VG76-5D	Q2424V76-5D	Q2424VG76-5D	–	–
30˝	762	34˝	864	Q1830V76-5D	Q1830VG76-5D	Q2130V76-5D	Q2130VG76-5D	Q2430V76-5D	Q2430VG76-5D	Q3030V76-5D	Q3030VG76-5D
36˝	914	40˝	1016	Q1836V76-5D	Q1836VG76-5D	Q2136V76-5D	Q2136VG76-5D	Q2436V76-5D	Q2436VG76-5D	Q3036V76-5D	Q3036VG76-5D
42˝	1067	46˝	1168	Q1842V76-5D	Q1842VG76-5D	Q2142V76-5D	Q2142VG76-5D	Q2442V76-5D	Q2442VG76-5D	Q3042V76-5D	Q3042VG76-5D
48˝	1219	52˝	1320	Q1848V76-5D	Q1848VG76-5D	Q2148V76-5D	Q2148VG76-5D	Q2448V76-5D	Q2448VG76-5D	Q3048V76-5D	Q3048VG76-5D
54˝	1372	58˝	1473	Q1854V76-5D	Q1854VG76-5D	Q2154V76-5D	Q2154VG76-5D	Q2454V76-5D	Q2454VG76-5D	Q3054V76-5D	Q3054VG76-5D
60˝	1524	64˝	1626	Q1860V76-5D	Q1860VG76-5D	Q2160V76-5D	Q2160VG76-5D	Q2460V76-5D	Q2460VG76-5D	Q3060V76-5D	Q3060VG76-5D
66˝	1676	70˝	1778	Q1866V76-5D	Q1866VG76-5D	Q2166V76-5D	Q2166VG76-5D	Q2466V76-5D	Q2466VG76-5D	Q3066V76-5D	Q3066VG76-5D
72˝	1829	76˝	1930	Q1872V76-5D	Q1872VG76-5D	Q2172V76-5D	Q2172VG76-5D	Q2472V76-5D	Q2472VG76-5D	Q3072V76-5D	Q3072VG76-5D

* For unit width, add 5˝ (127mm) to shelf width.
** Dimensions are nominal.

Q-LEVER® 76˝ (1930mm) Five-Tier Add-On Units

see spec sheets **EG01.59C** *and* **EG01.59D**



unit with all wire shelves



unit with bottom dunnage shelf

FEATURES:

- Features one 76˝ *(1930mm)* upright, two braces, X-brace assembly, and hardware.
- Uprights utilize pins on 2˝ *(51mm)* centers for maximum flexibility for shelves and accessories
- Choice of Valu-Master® gray or Valu-Gard® green epoxy finish on shelves
- Valu-Master® gray epoxy finish on upright(s)

Consult factory for pricing.

Add-On Units with All Wire Shelves

Includes five wire shelves and four pairs of brackets.

shelf length		unit** length		...with 18˝ (457mm)-wide Shelves *		...with 21˝ (533mm)-wide Shelves *		...with 24˝ (610mm)-wide Shelves *		...with 30˝ (762mm)-wide Shelves *	
in.	mm	in.	mm	Shelves with Valu-Master® finish	Shelves with Valu-Gard® finish	Shelves with Valu-Master® finish	Shelves with Valu-Gard® finish	Shelves with Valu-Master® finish	Shelves with Valu-Gard® finish	Shelves with Valu-Master® finish	Shelves with Valu-Gard® finish
24˝	610	25½˝	648	Q1824V76A-5	Q1824VG76A-5	Q2124V76A-5	Q2124VG76A-5	Q2424V76A-5	Q2424VG76A-5	–	–
30˝	762	31½˝	800	Q1830V76A-5	Q1830VG76A-5	Q2130V76A-5	Q2130VG76A-5	Q2430V76A-5	Q2430VG76A-5	Q3030V76A-5	Q3030VG76A-5
36˝	914	37½˝	953	Q1836V76A-5	Q1836VG76A-5	Q2136V76A-5	Q2136VG76A-5	Q2436V76A-5	Q2436VG76A-5	Q3036V76A-5	Q3036VG76A-5
42˝	1067	43½˝	1105	Q1842V76A-5	Q1842VG76A-5	Q2142V76A-5	Q2142VG76A-5	Q2442V76A-5	Q2442VG76A-5	Q3042V76A-5	Q3042VG76A-5
48˝	1219	49½˝	1257	Q1848V76A-5	Q1848VG76A-5	Q2148V76A-5	Q2148VG76A-5	Q2448V76A-5	Q2448VG76A-5	Q3048V76A-5	Q3048VG76A-5
54˝	1372	55½˝	1410	Q1854V76A-5	Q1854VG76A-5	Q2154V76A-5	Q2154VG76A-5	Q2454V76A-5	Q2454VG76A-5	Q3054V76A-5	Q3054VG76A-5
60˝	1524	61½˝	1562	Q1860V76A-5	Q1860VG76A-5	Q2160V76A-5	Q2160VG76A-5	Q2460V76A-5	Q2460VG76A-5	Q3060V76A-5	Q3060VG76A-5
66˝	1676	67½˝	1715	Q1866V76A-5	Q1866VG76A-5	Q2166V76A-5	Q2166VG76A-5	Q2466V76A-5	Q2466VG76A-5	Q3066V76A-5	Q3066VG76A-5
72˝	1829	73½˝	1867	Q1872V76A-5	Q1872VG76A-5	Q2172V76A-5	Q2172VG76A-5	Q2472V76A-5	Q2472VG76A-5	Q3072V76A-5	Q3072VG76A-5

* For unit width, add 5˝ (127mm) to shelf width.
** Dimensions are nominal.

Add-On Units with Bottom Dunnage Shelf

Includes four wire shelves, four pairs of brackets and one dunnage shelf.

shelf length		unit** length		...with 18˝ (457mm)-wide Shelves *		...with 21˝ (533mm)-wide Shelves *		...with 24˝ (610mm)-wide Shelves *		...with 30˝ (762mm)-wide Shelves *	
in.	mm	in.	mm	Shelves with Valu-Master® finish	Shelves with Valu-Gard® finish	Shelves with Valu-Master® finish	Shelves with Valu-Gard® finish	Shelves with Valu-Master® finish	Shelves with Valu-Gard® finish	Shelves with Valu-Master® finish	Shelves with Valu-Gard® finish
24˝	610	28˝	711	Q1824V76A-5D	Q1824VG76A-5D	Q2124V76A-5D	Q2124VG76A-5D	Q2424V76A-5D	Q2424VG76A-5D	–	–
30˝	762	34˝	864	Q1830V76A-5D	Q1830VG76A-5D	Q2130V76A-5D	Q2130VG76A-5D	Q2430V76A-5D	Q2430VG76A-5D	Q3030V76A-5D	Q3030VG76A-5D
36˝	914	40˝	1016	Q1836V76A-5D	Q1836VG76A-5D	Q2136V76A-5D	Q2136VG76A-5D	Q2436V76A-5D	Q2436VG76A-5D	Q3036V76A-5D	Q3036VG76A-5D
42˝	1067	46˝	1168	Q1842V76A-5D	Q1842VG76A-5D	Q2142V76A-5D	Q2142VG76A-5D	Q2442V76A-5D	Q2442VG76A-5D	Q3042V76A-5D	Q3042VG76A-5D
48˝	1219	52˝	1320	Q1848V76A-5D	Q1848VG76A-5D	Q2148V76A-5D	Q2148VG76A-5D	Q2448V76A-5D	Q2448VG76A-5D	Q3048V76A-5D	Q3048VG76A-5D
54˝	1372	58˝	1473	Q1854V76A-5D	Q1854VG76A-5D	Q2154V76A-5D	Q2154VG76A-5D	Q2454V76A-5D	Q2454VG76A-5D	Q3054V76A-5D	Q3054VG76A-5D
60˝	1524	64˝	1626	Q1860V76A-5D	Q1860VG76A-5D	Q2160V76A-5D	Q2160VG76A-5D	Q2460V76A-5D	Q2460VG76A-5D	Q3060V76A-5D	Q3060VG76A-5D
66˝	1676	70˝	1778	Q1866V76A-5D	Q1866VG76A-5D	Q2166V76A-5D	Q2166VG76A-5D	Q2466V76A-5D	Q2466VG76A-5D	Q3066V76A-5D	Q3066VG76A-5D
72˝	1829	76˝	1930	Q1872V76A-5D	Q1872VG76A-5D	Q2172V76A-5D	Q2172VG76A-5D	Q2472V76A-5D	Q2472VG76A-5D	Q3072V76A-5D	Q3072VG76A-5D

* For unit width, add 5˝ (127mm) to shelf width.
** Dimensions are nominal.

100 Industrial Boulevard, Clayton, DE 19938-8903 U.S.A.
Phone: 302-653-3000. Fax: 302-653-2065
http://www.eaglemhc.com

EAGLE MHC Division
Material Handling, Healthcare & Cleanroom Equipment

Q-LEVER® 86˝ (2184mm) Five-Tier Starter Units

see spec sheets **EG01.58E** *and* **EG01.58F**



unit with all wire shelves



unit with bottom dunnage shelf

FEATURES:

- Features two 86˝ *(2184mm)* uprights, two braces, X-brace assembly, and hardware.
- Uprights utilize pins on 2˝ *(51mm)* centers for maximum flexibility for shelves and accessories
- Choice of Valu-Master® gray or Valu-Gard® green epoxy finish on shelves
- Valu-Master® gray epoxy finish on upright(s)

Consult factory for pricing.

Starter Units with All Wire Shelves

Includes five wire shelves and four pairs of brackets.

shelf length		unit** length		...with 18˝ (457mm)-wide Shelves *		...with 21˝ (533mm)-wide Shelves *		...with 24˝ (610mm)-wide Shelves *		...with 30˝ (762mm)-wide Shelves *	
in.	mm	in.	mm	Shelves with Valu-Master® finish	Shelves with Valu-Gard® finish	Shelves with Valu-Master® finish	Shelves with Valu-Gard® finish	Shelves with Valu-Master® finish	Shelves with Valu-Gard® finish	Shelves with Valu-Master® finish	Shelves with Valu-Gard® finish
24˝	610	28˝	711	Q1824V86-5	Q1824VG86-5	Q2124V86-5	Q2124VG86-5	Q2424V86-5	Q2424VG86-5	–	–
30˝	762	34˝	864	Q1830V86-5	Q1830VG86-5	Q2130V86-5	Q2130VG86-5	Q2430V86-5	Q2430VG86-5	Q3030V86-5	Q3030VG86-5
36˝	914	40˝	1016	Q1836V86-5	Q1836VG86-5	Q2136V86-5	Q2136VG86-5	Q2436V86-5	Q2436VG86-5	Q3036V86-5	Q3036VG86-5
42˝	1067	46˝	1168	Q1842V86-5	Q1842VG86-5	Q2142V86-5	Q2142VG86-5	Q2442V86-5	Q2442VG86-5	Q3042V86-5	Q3042VG86-5
48˝	1219	52˝	1320	Q1848V86-5	Q1848VG86-5	Q2148V86-5	Q2148VG86-5	Q2448V86-5	Q2448VG86-5	Q3048V86-5	Q3048VG86-5
54˝	1372	58˝	1473	Q1854V86-5	Q1854VG86-5	Q2154V86-5	Q2154VG86-5	Q2454V86-5	Q2454VG86-5	Q3054V86-5	Q3054VG86-5
60˝	1524	64˝	1626	Q1860V86-5	Q1860VG86-5	Q2160V86-5	Q2160VG86-5	Q2460V86-5	Q2460VG86-5	Q3060V86-5	Q3060VG86-5
66˝	1676	70˝	1778	Q1866V86-5	Q1866VG86-5	Q2166V86-5	Q2166VG86-5	Q2466V86-5	Q2466VG86-5	Q3066V86-5	Q3066VG86-5
72˝	1829	76˝	1930	Q1872V86-5	Q1872VG86-5	Q2172V86-5	Q2172VG86-5	Q2472V86-5	Q2472VG86-5	Q3072V86-5	Q3072VG86-5

* For unit width, add 5˝ (127mm) to shelf width.
** Dimensions are nominal.

Starter Units with Bottom Dunnage Shelf

Includes four wire shelves, four pairs of brackets and one dunnage shelf.

shelf length		unit** length		...with 18˝ (457mm)-wide Shelves *		...with 21˝ (533mm)-wide Shelves *		...with 24˝ (610mm)-wide Shelves *		...with 30˝ (762mm)-wide Shelves *	
in.	mm	in.	mm	Shelves with Valu-Master® finish	Shelves with Valu-Gard® finish	Shelves with Valu-Master® finish	Shelves with Valu-Gard® finish	Shelves with Valu-Master® finish	Shelves with Valu-Gard® finish	Shelves with Valu-Master® finish	Shelves with Valu-Gard® finish
24˝	610	28˝	711	Q1824V86-5D	Q1824VG86-5D	Q2124V86-5D	Q2124VG86-5D	Q2424V86-5D	Q2424VG86-5D	–	–
30˝	762	34˝	864	Q1830V86-5D	Q1830VG86-5D	Q2130V86-5D	Q2130VG86-5D	Q2430V86-5D	Q2430VG86-5D	Q3030V86-5D	Q3030VG86-5D
36˝	914	40˝	1016	Q1836V86-5D	Q1836VG86-5D	Q2136V86-5D	Q2136VG86-5D	Q2436V86-5D	Q2436VG86-5D	Q3036V86-5D	Q3036VG86-5D
42˝	1067	46˝	1168	Q1842V86-5D	Q1842VG86-5D	Q2142V86-5D	Q2142VG86-5D	Q2442V86-5D	Q2442VG86-5D	Q3042V86-5D	Q3042VG86-5D
48˝	1219	52˝	1320	Q1848V86-5D	Q1848VG86-5D	Q2148V86-5D	Q2148VG86-5D	Q2448V86-5D	Q2448VG86-5D	Q3048V86-5D	Q3048VG86-5D
54˝	1372	58˝	1473	Q1854V86-5D	Q1854VG86-5D	Q2154V86-5D	Q2154VG86-5D	Q2454V86-5D	Q2454VG86-5D	Q3054V86-5D	Q3054VG86-5D
60˝	1524	64˝	1626	Q1860V86-5D	Q1860VG86-5D	Q2160V86-5D	Q2160VG86-5D	Q2460V86-5D	Q2460VG86-5D	Q3060V86-5D	Q3060VG86-5D
66˝	1676	70˝	1778	Q1866V86-5D	Q1866VG86-5D	Q2166V86-5D	Q2166VG86-5D	Q2466V86-5D	Q2466VG86-5D	Q3066V86-5D	Q3066VG86-5D
72˝	1829	76˝	1930	Q1872V86-5D	Q1872VG86-5D	Q2172V86-5D	Q2172VG86-5D	Q2472V86-5D	Q2472VG86-5D	Q3072V86-5D	Q3072VG86-5D

* For unit width, add 5˝ (127mm) to shelf width.
** Dimensions are nominal.

Q-LEVER® 86˝ (2184mm) Five-Tier Add-On Units

see spec sheets **EG01.59E** *and* **EG01.59F**



unit with all wire shelves



unit with bottom dunnage shelf

FEATURES:

- Features one 86˝ *(2184mm)* upright, two braces, X-brace assembly, and hardware.
- Uprights utilize pins on 2˝ *(51mm)* centers for maximum flexibility for shelves and accessories
- Choice of Valu-Master® gray or Valu-Gard® green epoxy finish on shelves
- Valu-Master® gray epoxy finish on upright(s)

Consult factory for pricing.

Add-On Units with All Wire Shelves

Includes five wire shelves and four pairs of brackets.

shelf length		unit** length		...with 18˝ (457mm)-wide Shelves *		...with 21˝ (533mm)-wide Shelves *		...with 24˝ (610mm)-wide Shelves *		...with 30˝ (762mm)-wide Shelves *	
in.	mm	in.	mm	Shelves with Valu-Master® finish	Shelves with Valu-Gard® finish	Shelves with Valu-Master® finish	Shelves with Valu-Gard® finish	Shelves with Valu-Master® finish	Shelves with Valu-Gard® finish	Shelves with Valu-Master® finish	Shelves with Valu-Gard® finish
24˝	610	25½˝	648	Q1824V86A-5	Q1824VG86A-5	Q2124V86A-5	Q2124VG86A-5	Q2424V86A-5	Q2424VG86A-5	–	–
30˝	762	31½˝	800	Q1830V86A-5	Q1830VG86A-5	Q2130V86A-5	Q2130VG86A-5	Q2430V86A-5	Q2430VG86A-5	Q3030V86A-5	Q3030VG86A-5
36˝	914	37½˝	953	Q1836V86A-5	Q1836VG86A-5	Q2136V86A-5	Q2136VG86A-5	Q2436V86A-5	Q2436VG86A-5	Q3036V86A-5	Q3036VG86A-5
42˝	1067	43½˝	1105	Q1842V86A-5	Q1842VG86A-5	Q2142V86A-5	Q2142VG86A-5	Q2442V86A-5	Q2442VG86A-5	Q3042V86A-5	Q3042VG86A-5
48˝	1219	49½˝	1257	Q1848V86A-5	Q1848VG86A-5	Q2148V86A-5	Q2148VG86A-5	Q2448V86A-5	Q2448VG86A-5	Q3048V86A-5	Q3048VG86A-5
54˝	1372	55½˝	1410	Q1854V86A-5	Q1854VG86A-5	Q2154V86A-5	Q2154VG86A-5	Q2454V86A-5	Q2454VG86A-5	Q3054V86A-5	Q3054VG86A-5
60˝	1524	61½˝	1562	Q1860V86A-5	Q1860VG86A-5	Q2160V86A-5	Q2160VG86A-5	Q2460V86A-5	Q2460VG86A-5	Q3060V86A-5	Q3060VG86A-5
66˝	1676	67½˝	1715	Q1866V86A-5	Q1866VG86A-5	Q2166V86A-5	Q2166VG86A-5	Q2466V86A-5	Q2466VG86A-5	Q3066V86A-5	Q3066VG86A-5
72˝	1829	73½˝	1867	Q1872V86A-5	Q1872VG86A-5	Q2172V86A-5	Q2172VG86A-5	Q2472V86A-5	Q2472VG86A-5	Q3072V86A-5	Q3072VG86A-5

* For unit width, add 5˝ (127mm) to shelf width.
** Dimensions are nominal.

Add-On Units with Bottom Dunnage Shelf

Includes four wire shelves, four pairs of brackets and one dunnage shelf.

shelf length		unit** length		...with 18˝ (457mm)-wide Shelves *		...with 21˝ (533mm)-wide Shelves *		...with 24˝ (610mm)-wide Shelves *		...with 30˝ (762mm)-wide Shelves *	
in.	mm	in.	mm	Shelves with Valu-Master® finish	Shelves with Valu-Gard® finish	Shelves with Valu-Master® finish	Shelves with Valu-Gard® finish	Shelves with Valu-Master® finish	Shelves with Valu-Gard® finish	Shelves with Valu-Master® finish	Shelves with Valu-Gard® finish
24˝	610	28˝	711	Q1824V86A-5D	Q1824VG86A-5D	Q2124V86A-5D	Q2124VG86A-5D	Q2424V86A-5D	Q2424VG86A-5D	–	–
30˝	762	34˝	864	Q1830V86A-5D	Q1830VG86A-5D	Q2130V86A-5D	Q2130VG86A-5D	Q2430V86A-5D	Q2430VG86A-5D	Q3030V86A-5D	Q3030VG86A-5D
36˝	914	40˝	1016	Q1836V86A-5D	Q1836VG86A-5D	Q2136V86A-5D	Q2136VG86A-5D	Q2436V86A-5D	Q2436VG86A-5D	Q3036V86A-5D	Q3036VG86A-5D
42˝	1067	46˝	1168	Q1842V86A-5D	Q1842VG86A-5D	Q2142V86A-5D	Q2142VG86A-5D	Q2442V86A-5D	Q2442VG86A-5D	Q3042V86A-5D	Q3042VG86A-5D
48˝	1219	52˝	1320	Q1848V86A-5D	Q1848VG86A-5D	Q2148V86A-5D	Q2148VG86A-5D	Q2448V86A-5D	Q2448VG86A-5D	Q3048V86A-5D	Q3048VG86A-5D
54˝	1372	58˝	1473	Q1854V86A-5D	Q1854VG86A-5D	Q2154V86A-5D	Q2154VG86A-5D	Q2454V86A-5D	Q2454VG86A-5D	Q3054V86A-5D	Q3054VG86A-5D
60˝	1524	64˝	1626	Q1860V86A-5D	Q1860VG86A-5D	Q2160V86A-5D	Q2160VG86A-5D	Q2460V86A-5D	Q2460VG86A-5D	Q3060V86A-5D	Q3060VG86A-5D
66˝	1676	70˝	1778	Q1866V86A-5D	Q1866VG86A-5D	Q2166V86A-5D	Q2166VG86A-5D	Q2466V86A-5D	Q2466VG86A-5D	Q3066V86A-5D	Q3066VG86A-5D
72˝	1829	76˝	1930	Q1872V86A-5D	Q1872VG86A-5D	Q2172V86A-5D	Q2172VG86A-5D	Q2472V86A-5D	Q2472VG86A-5D	Q3072V86A-5D	Q3072VG86A-5D

* For unit width, add 5˝ (127mm) to shelf width.
** Dimensions are nominal.

100 Industrial Boulevard, Clayton, DE 19938-8903 U.S.A.
Phone: 302-653-3000. Fax: 302-653-2065
http://www.eaglemhc.com

EAGLE MHC Division
Material Handling, Healthcare & Cleanroom Equipment

Q-LEVER® Workstations with Open Base

see spec sheet **EG01.60**



worktable with open base

FEATURES:

- Features tabletop, two 36″ *(914mm)* uprights with legs & feet, and X-brace assembly.
- Tabletop constructed of 14 gauge type 304 stainless steel.
- Removable tabletop, no need for tools.
- 4½″ backsplash.
- Valu-Master® gray epoxy finish on uprights.

Consult factory for pricing.

shelf length in.	shelf length mm	unit* length in.	unit* length mm	…with 24″ (610mm)-wide Tabletop: Shelves with Valu-Master® finish	…with 24″ (610mm)-wide Tabletop: Shelves with Valu-Gard® finish	…with 30″ (762mm)-wide Tabletop: Shelves with Valu-Master® finish	…with 30″ (762mm)-wide Tabletop: Shelves with Valu-Gard® finish
36″	914	37½″	953	Q2436V36-WO	Q2436VG36-WO	Q3036V36-WO	Q3036VG36-WO
42″	1067	43½″	1105	Q2442V36-WO	Q2442VG36-WO	Q3042V36-WO	Q3042VG36-WO
48″	1219	49½″	1257	Q2448V36-WO	Q2448VG36-WO	Q3048V36-WO	Q3048VG36-WO
54″	1372	55½″	1410	Q2454V36-WO	Q2454VG36-WO	Q3054V36-WO	Q3054VG36-WO
60″	1524	61½″	1562	Q2460V36-WO	Q2460VG36-WO	Q3060V36-WO	Q3060VG36-WO

* Dimensions are nominal.

Q-LEVER® Workstations with Storage Shelf

see spec sheet **EG01.60**



worktable with storage shelf

FEATURES:

- Features tabletop, two 36″ *(914mm)* uprights with legs & feet, X-brace assembly, and heavy duty dunnage shelf.
- Tabletop constructed of 14 gauge type 304 stainless steel.
- Removable tabletop, no need for tools.
- 4½″ backsplash.
- Valu-Master® gray epoxy finish on uprights.

Consult factory for pricing.

shelf length in.	shelf length mm	unit* length in.	unit* length mm	…with 24″ (610mm)-wide Tabletop: Shelves with Valu-Master® finish	…with 24″ (610mm)-wide Tabletop: Shelves with Valu-Gard® finish	…with 30″ (762mm)-wide Tabletop: Shelves with Valu-Master® finish	…with 30″ (762mm)-wide Tabletop: Shelves with Valu-Gard® finish
36″	914	37½″	953	Q2436V36-WS	Q2436VG36-WS	Q3036V36-WS	Q3036VG36-WS
42″	1067	43½″	1105	Q2442V36-WS	Q2442VG36-WS	Q3042V36-WS	Q3042VG36-WS
48″	1219	49½″	1257	Q2448V36-WS	Q2448VG36-WS	Q3048V36-WS	Q3048VG36-WS
54″	1372	55½″	1410	Q2454V36-WS	Q2454VG36-WS	Q3054V36-WS	Q3054VG36-WS
60″	1524	61½″	1562	Q2460V36-WS	Q2460VG36-WS	Q3060V36-WS	Q3060VG36-WS

* Dimensions are nominal.

Q-LEVER® Overhead Storage Stations

see spec sheet **EG01.61**



FEATURES:

- Features two 76″ *(1930mm)* uprights with legs & feet, X-brace assembly, and two overshelves.
- Overshelves adjust on 2″ *(51mm)* increments.
- Choice of Valu-Master® gray or Valu-Gard® green epoxy finish on shelves.
- Valu-Master® gray epoxy finish on uprights.

Consult factory for pricing.

shelf length in.	shelf length mm	unit* length in.	unit* length mm	…with 24″ (610mm)-wide Overall Width: Shelves with Valu-Master® finish	…with 24″ (610mm)-wide Overall Width: Shelves with Valu-Gard® finish	…with 30″ (762mm)-wide Overall Width: Shelves with Valu-Master® finish	…with 30″ (762mm)-wide Overall Width: Shelves with Valu-Gard® finish
36″	914	37½″	953	Q2436V76-OS	Q2436VG76-OS	Q3036V76-OS	Q3036VG76-OS
42″	1067	43½″	1105	Q2442V76-OS	Q2442VG76-OS	Q3042V76-OS	Q3042VG76-OS
48″	1219	49½″	1257	Q2448V76-OS	Q2448VG76-OS	Q3048V76-OS	Q3048VG76-OS
54″	1372	55½″	1410	Q2454V76-OS	Q2454VG76-OS	Q3054V76-OS	Q3054VG76-OS
60″	1524	61½″	1562	Q2460V76-OS	Q2460VG76-OS	Q3060V76-OS	Q3060VG76-OS

* Dimensions are nominal.

Q-LEVER® Task Stations

see spec sheet **EG01.61**



FEATURES:

- Features tabletop, two 76″ *(1930mm)* uprights with legs & feet, X-brace assembly, wall grid, and two adjustable overshelves.
- Wall grid features 3″ x 3″ *(76 x 76mm)* mesh.
- Tabletop is removable, no need for tools.
- Choice of Valu-Master® gray or Valu-Gard® green epoxy finish on shelves.
- Valu-Master® gray epoxy finish on uprights.

Consult factory for pricing.

shelf length in.	shelf length mm	unit* length in.	unit* length mm	…with 24″ (610mm)-wide Tabletop: Shelves with Valu-Master® finish	…with 24″ (610mm)-wide Tabletop: Shelves with Valu-Gard® finish	…with 30″ (762mm)-wide Tabletop: Shelves with Valu-Master® finish	…with 30″ (762mm)-wide Tabletop: Shelves with Valu-Gard® finish
36″	914	37½″	953	Q2436V76-TS	Q2436VG76-TS	Q3036V76-TS	Q3036VG76-TS
42″	1067	43½″	1105	Q2442V76-TS	Q2442VG76-TS	Q3042V76-TS	Q3042VG76-TS
48″	1219	49½″	1257	Q2448V76-TS	Q2448VG76-TS	Q3048V76-TS	Q3048VG76-TS
54″	1372	55½″	1410	Q2454V76-TS	Q2454VG76-TS	Q3054V76-TS	Q3054VG76-TS
60″	1524	61½″	1562	Q2460V76-TS	Q2460VG76-TS	Q3060V76-TS	Q3060VG76-TS

* Dimensions are nominal.

100 Industrial Boulevard, Clayton, DE 19938-8903 U.S.A.
Phone: 302-653-3000. Fax: 302-653-2065
http://www.eaglemhc.com

EAGLE MHC Division
Material Handling, Healthcare & Cleanroom Equipment

Q-LEVER® Utility Stations

see spec sheet **EG01.62**



FEATURES:

- Features tabletop, drawers, two 76″ *(1930mm)* uprights with legs & feet, X-brace assembly, wall grid, two adjustable overshelves, and heavy duty dunnage shelf.
- Overshelves adjust on 2″ *(51mm)* increments.
- Tabletop is removable, no need for tools.
- Choice of Valu-Master® gray or Valu-Gard® green epoxy finish on shelves.
- Valu-Master® gray epoxy finish on uprights.

Consult factory for pricing.

				…with 24″ (610mm)-wide Tabletop		…with 30″ (762mm)-wide Tabletop	
shelf length		unit* length		Shelves with Valu-Master® finish	Shelves with Valu-Gard® finish	Shelves with Valu-Master® finish	Shelves with Valu-Gard® finish
in.	mm	in.	mm				
36″	914	37½″	953	Q2436V76-US	Q2436VG76-US	Q3036V76-US	Q3036VG76-US
42″	1067	43½″	1105	Q2442V76-US	Q2442VG76-US	Q3042V76-US	Q3042VG76-US
48″	1219	49½″	1257	Q2448V76-US	Q2448VG76-US	Q3048V76-US	Q3048VG76-US
54″	1372	55½″	1410	Q2454V76-US	Q2454VG76-US	Q3054V76-US	Q3054VG76-US
60″	1524	61½″	1562	Q2460V76-US	Q2460VG76-US	Q3060V76-US	Q3060VG76-US

* Dimensions are nominal.

Q-LEVER® Manager's Stations

see spec sheet **EG01.62**



shown with optional storage baskets, supply bins and hooks

FEATURES:

- Features tabletop, drawers, two 76″ *(1930mm)* uprights with legs & feet, X-brace assembly, power strip, overhead light, monitor arm, wall grid, and bin holder.
- Tabletop is removable, no need for tools.
- Choice of Valu-Master® gray or Valu-Gard® green epoxy finish on shelves.
- Valu-Master® gray epoxy finish on uprights.

.

Consult factory for pricing.

				…with 24″ (610mm)-wide Tabletop		…with 30″ (762mm)-wide Tabletop	
shelf length		unit* length		Shelves with Valu-Master® finish	Shelves with Valu-Gard® finish	Shelves with Valu-Master® finish	Shelves with Valu-Gard® finish
in.	mm	in.	mm				
36″	914	37½″	953	Q2436V76-MS	Q2436VG76-MS	Q3036V76-MS	Q3036VG76-MS
42″	1067	43½″	1105	Q2442V76-MS	Q2442VG76-MS	Q3042V76-MS	Q3042VG76-MS
48″	1219	49½″	1257	Q2448V76-MS	Q2448VG76-MS	Q3048V76-MS	Q3048VG76-MS
54″	1372	55½″	1410	Q2454V76-MS	Q2454VG76-MS	Q3054V76-MS	Q3054VG76-MS
60″	1524	61½″	1562	Q2460V76-MS	Q2460VG76-MS	Q3060V76-MS	Q3060VG76-MS

* Dimensions are nominal.

Q-LEVER® Accessories

see spec sheet **EG01.63**

Drawers

- Stainless steel construction.
- Choice of two 3˝ *(76mm)* tall drawers, or one 6˝ tall drawer.
- Screws into existing holes in underside of Q-LEVER® workstation top.
- Precision steel ball bearing drawer slides for medium-duty applications.
- Drawer profile features an easy to operate disconnect finger release trigger.
- Load capacity is 100 lbs. (45 kg).

description	model #
one 6˝-tall drawer	QDRAWER-1
two 3˝-tall drawers	QDRAWER-2



Tabletops

- Heavy gauge polished stainless steel construction.
- 4½˝ *(114mm)* backsplash.
- Square edges are turned down 90°, with a 30° kick in the front.
- Reinforced with hat channel construction underneath.
- Channel construction provides holes to accept drawers.
- Tabletops are removable.



length in.	length mm	24˝ (610mm)-wide model	30˝ (762mm)-wide model
24˝	610	Q2424T	Q3024T
30˝	762	Q2430T	Q3030T
36˝	914	Q2436T	Q3036T
42˝	1067	Q2442T	Q3042T
48˝	1219	Q2448T	Q3048T
54˝	1372	Q2454T	Q3054T
60˝	1524	Q2460T	Q3060T
72˝	1829	Q2472T	Q3072T

Overhead Lights

- Overhead light shelf is powder-coated Valu-Master® gray.
- Dimmable light fixture is powder white.
- Built-in ON/OFF switch with a high/low output option.
- Color temp = Warm White
- Power cord is 78˝ *(1981mm)* in length.
- Adjustable on Q-LEVER® uprights.



length in.	length mm	model	length in.	length mm	model
24˝	610	Q24VL	48˝	1219	Q48VL
30˝	762	Q30VL	54˝	1372	Q54VL
36˝	914	Q36VL	60˝	1524	Q60VL
42˝	1067	Q42VL	72˝	1829	Q72VL

Power Strips

- Power strip is powder-coated black, mount is powder-coated Valu-Master® gray.
- 120-volt, NEMA 5-15P.
- Outlets are placed at right angle to accommodate bulky transformers.
- Comes with a 15´ AC power cord.
- Lighted power switch confirms power ON/OFF status.
- Snap-in switch guard prevents accidental turnoff.
- Uses a 15-amp circuit breaker.
- Adjustable on Q-LEVER® uprights.



length in.	length mm	model	length in.	length mm	model
24˝	610	Q24VP	48˝	1219	Q48VP
30˝	762	Q30VP	54˝	1372	Q54VP
36˝	914	Q36VP	60˝	1524	Q60VP
42˝	1067	Q42VP	72˝	1829	Q72VP

Flat Panel Monitor Arm

- Plated powder-coated black.
- Can pivot left-to-right.
- Universal VESA mount – 100 x 100mm and 75 x 75 mm hole pattern.
- Accepts all flat pattern monitors 10˝ to 30˝.
- Has internal area for internal cable management for a neat appearance.
- Adjustable on Q-LEVER® uprights.
- Can be mounted on either side of upright.
- Weight capacity is 14 lbs (6.4 kg).



model #
QARM

Consult factory for pricing.

100 Industrial Boulevard, Clayton, DE 19938-8903 U.S.A.
Phone: 302-653-3000. Fax: 302-653-2065
http://www.eaglemhc.com

EAGLE MHC Division
Material Handling, Healthcare & Cleanroom Equipment

Q-LEVER® Accessories

see spec sheet **EG01.63**

Wall Grids



- Wires are 2-gauge mild steel, crisscrossed to create a 3″ x 3″ mesh.
- Easily hooks onto uprights without the need for tools.
- Holds wall mat accessories.
- Valu-Master® gray epoxy finish.

height x length in.	height x length mm	model
18″ x 36″	457 x 914	**Q1836VW**
18″ x 48″	457 x 1219	**Q1848VW**
18″ x 60″	457 x 1524	**Q1860VW**
30″ x 36″	762 x 914	**Q3036VW**
30″ x 48″	762 x 1219	**Q3048VW**

Hanger Rails



- Easily hooks onto uprights.
- Accommodates all accessories.
- Can be used as a backstop.
- Valu-Master® gray epoxy finish.

length in.	length mm	model
24″	610	**Q24VH**
30″	762	**Q30VH**
36″	914	**Q36VH**
42″	1067	**Q42VH**

length in.	length mm	model
48″	1219	**Q48VH**
54″	1372	**Q54VH**
60″	1524	**Q60VH**
72″	1829	**Q72VH**

Supply Bins



- Made of durable polypropylene, providing longlasting years of service.
- Integral molded slots accept ID labels.

color	width x length x height in.	width x length x height mm	carton quantity	model
blue	5½″ x 10⅞″ x 5″	140 x 276 x 127	12	**A203877**
blue	11″ x 10⅞″ x 5″	279 x 276 x 127	6	**A203879**
blue	8¼″ x 14¾″ x 7″	210 x 375 x 178	12	**A203881**
blue	16½″ x 14¾″ x 7″	419 x 375 x 178	6	**A203883**

Storage Baskets



- Easily attaches to hanger rail or side of wire shelf.
- Valu-Master® gray epoxy finish.

width x length x height in.	width x length x height mm	model
5″ x 13⅜″ x 7″	127 x 340 x 178	**WB-V**
7½″ x 17⅜″ x 5″	191 x 441 x 127	**WB-M-V**
7½″ x 17⅜″ x 10″	191 x 441 x 254	**WB-L-V**

Consult factory for pricing.

NOTES

100 Industrial Boulevard, Clayton, DE 19938-8903 U.S.A.
Phone: 302-653-3000. Fax: 302-653-2065
http://www.eaglemhc.com

EAGLE MHC Division
Material Handling, Healthcare & Cleanroom Equipment

NOTES

100 Industrial Boulevard, Clayton, DE 19938-8903 U.S.A.
Phone: 302-653-3000. Fax: 302-653-2065
http://www.eaglemhc.com

EAGLE MHC Division
Material Handling, Healthcare & Cleanroom Equipment

Wall Shelves

Adjustable Post Wire Wall Mounts

Sold as Components 97
Sold as Prepackaged Units 96

Snap-n-Slide®

Wall Shelves 92
Wire Wall Shelves 93

Wall Shelves

Piggyback Wall Mounted Shelf Kits 94
Shelves with Removable Hooks 95
Single Bar Utility Racks 95
Stationary Wire Wall Mounts 97
Tab Lock Shelves 93
Wall Mounted Shelves 94
Equipment Shelves with Cord Cutout 96
Wire Wall Shelf Kits 93

WALSTOR® Modular Wall System 90

WALSTOR® Modular Wall System Accessories 91

Printer Shelves

see spec sheet **EG02.17**



slanted printer shelf



standard printer shelf

Designed for label printers!

FEATURES:

- Heavy gauge stainless steel.
- Hole with grommet, for wiring, located at rear.
- Four mounting holes.
- Available in standard or slanted.

Can be shipped UPS.

side-to-side in.	side-to-side mm	front-to-rear in.	front-to-rear mm	weight lbs.	weight kg	Standard model #	Standard list	Slanted model #	Slanted list
7″	178	10″	254	2.48	1.22	**MWS0710-PS**	104	**MWS0710-SPS**	108
9″	229	12″	305	2.80	1.27	**MWS0912-PS**	124	**MWS0912-SPS**	127

WALSTOR® Modular Wall System



Convert wasted wall space into a productive and organized work area.

Imagine the possibilities!

- Maximize space.
- Keep every thing within easy reach, without taking up valuable floor space.
- Organize room effectively and efficiently with total flexibility.
- Sway-resistant design locks individual shelves firmly into place uneven loads safely on the system.
- Positioned anywhere on a wall, regardless of stud position.

To learn more about WalStor®, see pages 90 and 91.



Single Shelf Kit



Double Shelf Kit (with extra shelves)



WalStor®

WalStor® system shown demonstrating an uneven load capability.

Modular Wall System

see spec sheet **EG02.00A**

Note: WalStor® must be mounted to a solid surface or studs in a wall. User needs to determine installation materials and methods suitable to hold and support the WalStor® system.

(•) MTS *(made to stock)* / ( ) MTO *(made to order)*

Wall Mats

- 3″ x 3″ *(76 x 76mm)* zinc-plated grids.
- Required only for hanging accessories.

height	length in.	length mm	weight lbs.	weight kg	cubic feet	model #	list
18″ *(457mm)*	36″	914	9	4.1	0.2	**WM1836** •	112
	48″	1219	11	5.0	0.3	**WM1848** •	144
	60″	1524	14	6.4	0.3	**WM1860**	168
24″ *(609mm)*	48″	1219	13	5.8	0.3	**WM2448** •	171
	72″	1828	19	8.6	0.5	**WM2472**	197
	84″	2133	22	9.9	0.6	**WM2484**	235
	96″	2438	25	11.3	0.7	**WM2496**	249
33″ *(838mm)*	54″	1372	22	9.9	0.5	**WM3354**	287
48″ *(1219mm)*	48″	1219	19	8.6	0.7	**WM4848**	278

Vertical Wall Uprights

- Zinc-plated finish.
- Sold in pairs.

height in.	height mm	weight lbs.	weight kg	cu ft	model #	list
12″	305	2	0.9	0.2	**PR12VU** •	65
30″	762	4	1.8	0.4	**PR30VU** •	106
45″	1143	5	2.3	0.5	**PR45VU** •	132



wall mats and vertical wall uprights

Wire Shelf Brackets

- Zinc-plated finish.
- Sold in pairs.

(**Note:** Must be ordered with Vertical Wall Uprights)



depth in.	depth mm	weight lbs.	weight kg	cubic feet	model #	list
14″	356	3	1.5	0.1	**PR14B** •	142
18″	457	4	2.0	0.1	**PR18B** •	155
21″	533	4	2.0	0.1	**PR21B**	159
24″	610	5	2.0	0.1	**PR24B**	205



Single Shelf Kits

- One EAGLEbrite® shelf.
- One wall mat.
- One pair of 30″ *(762mm)* vertical wall uprights.
- One pair of 18″ *(457mm)* wire shelf brackets.

	shelf and wall mat size in.	shelf and wall mat size mm	weight lbs.	weight kg	cu ft	model #	list
18″ width *(457mm)*	36″	914	35	15.9	3.5	**WAL-1-1836**	470
	48″	1219	36	16.3	4.5	**WAL-1-1848**	519

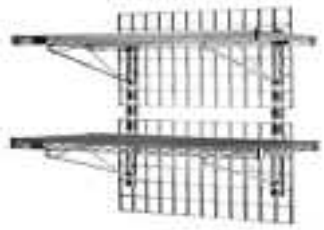

Double Shelf Kits

- Two EAGLEbrite® shelves.
- Two wall mats.
- One pair of 45″ *(1143mm)* vertical wall uprights.
- Two pairs of 18″ *(457mm)* wire shelf brackets.

	shelf dimensions in.	shelf dimensions mm	weight lbs.	weight kg	cubic feet	model #	list
18″ width *(457mm)*	36″	914	41	18.6	2.0	**WAL-2-1836**	859
	48″	1219	49	22.2	2.4	**WAL-2-1848**	959

Wall Grid Shelving - *see spec sheet* EG02.00C

width x length in.	width x length mm	weight lbs.	weight kg	cubic feet	chrome model #	chrome list	Valu-Gard® model #	Valu-Gard® list	EAGLEbrite® model #	EAGLEbrite® list
14″ x 30″	356 x 762	7	3.2	3.1	**1430WGS-C**	159	**1430WGS-VG**	165	**1430WGS-Z**	146
14″ x 36″	356 x 914	9	4.1	3.6	**1436WGS-C**	166	**1436WGS-VG**	172	**1436WGS-Z**	156
18″ x 30″	457 x 762	9	4.1	3.7	**1830WGS-C**	171	**1830WGS-VG**	175	**1830WGS-Z**	159
18″ x 36″	457 x 914	12	5.4	4.5	**1836WGS-C**	177	**1836WGS-VG**	184	**1836WGS-Z**	163
18″ x 48″	457 x 1219	15	6.8	6.0	**1848WGS-C**	205	**1848WGS-VG** •	211	**1848WGS-Z**	189



100 Industrial Boulevard, Clayton, DE 19938-8903 U.S.A.
Phone: 302-653-3000. Fax: 302-653-2065
http://www.eaglemhc.com

EAGLE MHC Division
Material Handling, Healthcare & Cleanroom Equipment

Custom configurations allow you to personalize your WalStor® system for merchandise displays or over-the-workstation storage. Engineered with the idea that a perfect storage system adapts easily to individual requirements.

Modular Wall System Accessories

see spec sheet **EG02.00B**

(•) MTS *(made to stock)* / ( ) MTO *(made to order)*



WalStor® system with optional accessories shown

shelf collar plugs ➤
Model #: **COLLAR PLUG**
List: $**9** *(4 per shelf required)*



utensil rack ➤
Model #: **SCOOP10-VG.** List: $**83**
5″ depth x 10-1/2″ length *(127 x 267mm)*,
2 lbs., 0.5 cu. ft. ValuGard® epoxy finish.



small snap hook** ➤



large snap hook** ➤



utensil hook** ➤



large double hook** ➤



book holder ➤



light duty utility shelf ➤



grid shelf ➤



triangle shelf ➤

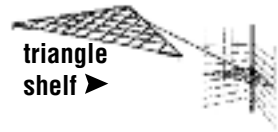

towel rack ➤



spice rack ➤



merchandising display hook** ➤



large bin ➤



small bin ➤



hanging file holder ➤



plastic bin holder ➤



grid panel wall bracket ➤



⅓-size pan holder ➤



drop basket ➤

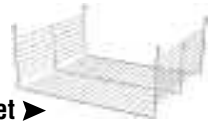

wire basket ➤



grid panel basket ➤



description	length x width x height in.	mm	weight lbs.	kg	cu ft	model #	list
⅓ size pan holder	12″ x 8″ x 3″	305 x 203 x 76	1.0	0.5	0.2	**PH3RD**	71
book holder	3″ x 12″ x 10″	76 x 305 x 254	2.0	0.9	0.2	**BH-1**	201
drop basket *(for 18″ wire shelf)*	22″ x 18″ x 11″	559 x 457 x 280	3.0	1.4	0.3	**DB**	154
grid shelf	16¾″ x 16¾″	426 x 426	4.0	1.8	0.6	**GS17**	199
hanging file holder	12″ x 8″ x 3″	305 x 203 x 76	1.0	0.5	0.2	**HFH**	70
large double hook	2¼″ x 4¼″ x ⅜″	57 x 108 x 3	0.3	0.1	0.1	**LDH** ** •	13
large plastic bin	10⅞″ x 11″ x 5″	276 x 280 x 127	1.0	0.5	0.3	**A203879** *	31
large snap hook	2¼″ x 4¼″ x ⅜″	57 x 108 x 3	0.3	0.1	0.1	**LH** ** •	8
lt. duty utility shelf	11¼″ x 8″ x 3½″	286 x 203 x 89	2.0	0.9	0.2	**LDUS12**	85
merch. dspl hook	4″ x 3″	101 x 76	0.2	0.1	0.1	**MDH-4** **	19
merch. dspl hook	6″ x 3″	152 x 76	0.2	0.1	0.1	**MDH-6** **	20
merch. dspl hook	8″ x 3″	203 x 76	0.2	0.1	0.1	**MDH-8** **	27
merch. dspl hook	10″ x 3″	254 x 76	0.2	0.1	0.1	**MDH-10** **	28
merch. dspl hook	12″ x 3″	304 x 76	0.2	0.1	0.1	**MDH-12** **	31

description	length x width x height in.	mm	weight lbs.	kg	cu ft	model #	list
plastic bin dividers	10⅞″ x 5″	276 x 127	2.0	0.9	0.1	**A204237**	27
plastic bin holder	4″ x 2″	102 x 51	0.3	0.1	0.4	**PBH** •	52
small plastic bin	10⅞″ x 5½″ x 5″	276 x 140 x 127	0.75	0.3	0.2	**A203877** *	24
small snap hook	1¼″ x 4¼″ x ⅜″	32 x 127 x 76	0.3	0.1	0.1	**SH** ** •	4
spice rack	14″ x 2″	356 x 51	1.0	0.5	0.1	**SR14**	87
spice rack	24″ x 2″	610 x 51	1.5	0.7	0.2	**SR24**	92
towel rack	10½″ x 5″ x 3.5″	267 x 127 x 76	1.0	0.5	0.3	**TR10**	70
utensil hook	2½″ x 2″	64 x 51	0.3	0.1	0.1	**UH** ** •	17
wire basket	13⅜″ x 5″ x 7″	340 x 127 x 178	0.5	0.2	0.2	**WB** •	45
2-deck can rack	8⅝″ x 13″ x 14″	219 x 330 x 356	1.0	0.5	0.1	**CR2D**	228
4-deck can rack	8¼″ x 8½″ x 28½″	210 x 216 x 724	3.0	1.3	1.2	**CR4D**	255
wall bracket	3″ x 4″ x 4″	76 x 102 x 102	0.2	0.1	0.1	**GPWB**	30
triangle shelf	24″ x 24″	610 x 610	3.6	1.6	0.5	**GPS24-C**	99
grid panel basket	15″ x 24″	381 x 610	2.8	1.2	0.4	**GBP15-C**	111

*A203877 requires (1) PBH. A203879 requires (2) PBH. **All hooks are heavy gauge chrome-plated.

Snap-n-Slide® Wall Shelves

see spec sheet **EG02.01**



FEATURES:

- Brackets can be mounted to wall studs – no wall backing required.
- 1½″ *(38mm)* upturn on rear and ends.
- Heavy gauge stainless steel construction.
- No tools required to attach shelf to wall brackets.

(•) MTS *(made to stock)* / ( ) MTO *(made to order)*

Optional Dividers for Snap-n-Slide® Wall Shelves

- 4″ *(102mm)* height.

description	model #	list
for 12″ *(305mm)* shelving	**358114**	53
for 15″ *(381mm)* shelving	**358115**	56



12″ *(305mm)* wide Snap-n-Slide® Shelves with Rolled Front Edge

length		weight		wt. capacity*		cu	16 gauge type 430		16 gauge type 304		14 gauge type 304	
in.	mm	lbs.	kg	lbs.	kg	ft	model #	list	model #	list	model #	list
24″	610	12	5.4	90	40.8	0.7	**SWS1224-16/4** •	325	**SWS1224-16/3** •	390	**SWS1224-14/3**	414
36″	915	14	6.4	135	61.2	1.1	**SWS1236-16/4** •	352	**SWS1236-16/3** •	495	**SWS1236-14/3** •	528
48″	1219	17	7.7	180	81.6	1.4	**SWS1248-16/4** •	432	**SWS1248-16/3** •	547	**SWS1248-14/3** •	589
60″	1524	23	10.4	225	102.1	1.8	**SWS1260-16/4** •	459	**SWS1260-16/3** •	598	**SWS1260-14/3**	638
72″	1829	25	11.3	270	122.5	2.1	**SWS1272-16/4** •	568	**SWS1272-16/3** •	737	**SWS1272-14/3**	808

15″ *(381mm)* wide Snap-n-Slide® Shelves with Rolled Front Edge

length		weight		wt. capacity*		cu	16 gauge type 430		16 gauge type 304		14 gauge type 304	
in.	mm	lbs.	kg	lbs.	kg	ft	model #	list	model #	list	model #	list
24″	610	15	6.8	90	40.8	1.1	**SWS1524-16/4**	352	**SWS1524-16/3**	428	**SWS1524-14/3**	466
36″	915	17	7.7	135	61.2	1.7	**SWS1536-16/4** •	362	**SWS1536-16/3** •	511	**SWS1536-14/3**	575
48″	1219	21	9.5	180	81.6	2.2	**SWS1548-16/4** •	435	**SWS1548-16/3** •	620	**SWS1548-14/3**	700
60″	1524	28	12.7	225	102.1	2.7	**SWS1560-16/4** •	474	**SWS1560-16/3** •	681	**SWS1560-14/3**	719
72″	1829	30	13.6	270	122.5	3.3	**SWS1572-16/4**	580	**SWS1572-16/3**	847	**SWS1572-14/3**	958

15″ *(381mm)* wide Snap-n-Slide® Shelves with "V" Marine Front Edge 14 gauge

length		weight		wt. capacity*		cu	14 gauge type 304		14 gauge type 316	
in.	mm	lbs.	kg	lbs.	kg	ft	model #	list	model #	list
24″	610	15	6.8	90	40.8	1.1	**SWS1524-14/304-VMAR**	604	**SWS1524-14/316-VMAR**	674
36″	915	17	7.7	135	61.2	1.7	**SWS1536-14/304-VMAR**	632	**SWS1536-14/316-VMAR**	780
48″	1219	21	9.5	180	81.6	2.2	**SWS1548-14/304-VMAR**	822	**SWS1548-14/316-VMAR**	970
60″	1524	28	12.7	225	102.1	2.7	**SWS1560-14/304-VMAR**	915	**SWS1560-14/316-VMAR**	1090
72″	1829	30	13.6	270	122.5	3.3	**SWS1572-14/304-VMAR**	1083	**SWS1572-14/316-VMAR**	1277

15″ *(381mm)* wide Snap-n-Slide® Shelves with "V" Marine Front Edge 16 gauge

length		weight		wt. capacity*		cu	16 gauge type 430		16 gauge type 304	
in.	mm	lbs.	kg	lbs.	kg	ft	model #	list	model #	list
24″	610	15	6.8	90	40.8	1.1	**SWS1524-16/430-VMAR**	528	**SWS1524-16/304-VMAR**	594
36″	915	17	7.7	135	61.2	1.7	**SWS1536-16/430-VMAR**	573	**SWS1536-16/304-VMAR**	660
48″	1219	21	9.5	180	81.6	2.2	**SWS1548-16/430-VMAR**	675	**SWS1548-16/304-VMAR**	790
60″	1524	28	12.7	225	102.1	2.7	**SWS1560-16/430-VMAR**	726	**SWS1560-16/304-VMAR**	867
72″	1829	30	13.6	270	122.5	3.3	**SWS1572-16/430-VMAR**	854	**SWS1572-16/304-VMAR**	1015

* Weight capacities pertain to evenly distributed weight.

100 Industrial Boulevard, Clayton, DE 19938-8903 U.S.A.
Phone: 302-653-3000. Fax: 302-653-2065
http://www.eaglemhc.com

EAGLE MHC Division
Material Handling, Healthcare & Cleanroom Equipment

Snap-n-Slide® Wire Wall Shelves

see spec sheet **EG02.02**

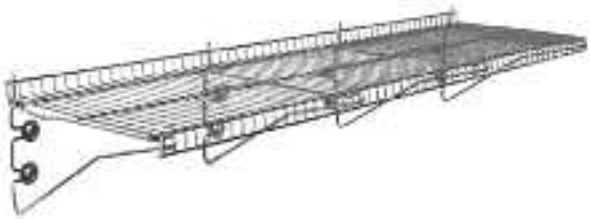

FEATURES:

- Wire design allows for air circulation.
- Brackets can be mounted to studs with no backing required.

Note: See page 92 for solid Snap-n-Slide® Wall Shelves.

	length		weight		weight * capacity		cu	chrome		VALU-MASTER®		Valu-Gard®		EAGLEgard®	
	in.	mm	lbs.	kg	lbs.	kg	ft	model #	list	model #	list	model #	list	model #	list
12″ width (305mm)	24″	610	5	2.3	70	31.8	0.7	SNSW1224C	151	SNSW1224V	157	SNSW1224VG	157	SNSW1224E	174
	36″	915	7	3.2	105	47.6	1.1	SNSW1236C	197	SNSW1236V	208	SNSW1236VG	208	SNSW1236E	225
	48″	1219	9	4.1	140	63.5	1.4	SNSW1248C	245	SNSW1248V	257	SNSW1248VG	257	SNSW1248E	274
	60″	1524	11	5.0	175	79.5	1.8	SNSW1260C	266	SNSW1260V	280	SNSW1260VG	280	SNSW1260E	300
	72″	1829	14	6.4	210	95.3	2.1	SNSW1272C	341	SNSW1272V	360	SNSW1272VG	360	SNSW1272E	377

* Weight capacity pertains to evenly distributed weight.

Wire Wall Shelf Kits

see spec sheet **EG02.04**



INCLUDES:

- One wire shelf.
- Two stationary wire wall mounts.

	length		weight		chrome		VALU-MASTER®		Valu-Gard®	
	in.	mm	lb.	kg	model #	list	model #	list	model #	list
14″ width (356mm)	36″	914	12	5.4	GWB1436C	155	GWB1436V	157	GWB1436VG	157
	48″	1219	14	6.4	GWB1448C	172	GWB1448V	175	GWB1448VG	175
18″ width (457mm)	36″	914	14	6.4	GWB1836C	163	GWB1836V	175	GWB1836VG	175
	48″	1219	17	7.7	GWB1848C	182	GWB1848V	199	GWB1848VG	199

Tab Lock Shelves

see spec sheet **EG02.09**



FEATURES:

- 16 gauge, type 430 stainless steel.
- 1½″ *(38mm)* roll on front.
- 1½″ *(38mm)* upturn on rear and ends.
- Tab lock for easy assembly.
- Die-formed stainless steel mounting brackets.
- Not available in other widths.
- 60″ *(1524mm)* length max.

(•) MTS *(made to stock)* / ( ) MTO *(made to order)*

	length		weight		cubic		
	in.	mm	lbs.	kg	feet	model #	list
10″ width (254mm)	24″	610	10	4.5	0.6	WS1024TL•	271
	36″	915	12	5.4	0.9	WS1036TL•	289
	48″	1219	15	6.8	1.3	WS1048TL•	330
	60″	1524	20	9.0	1.6	WS1060TL•	372
12″ width (305mm)	24″	610	12	5.4	0.6	WS1224TL•	291
	36″	915	14	6.4	0.9	WS1236TL•	315
	48″	1219	17	7.7	1.3	WS1248TL•	356
	60″	1524	23	10.4	1.6	WS1260TL•	397

Wall Mounted Shelves

see spec sheet EG02.05



Die-formed stainless steel mounting brackets are stud-welded to shelf.

FEATURES:

- 1½″ *(38mm)* roll on front.
- 1½″ *(38mm)* upturn on rear and ends.

Note: 15″ and 18″ *(381 and 457mm)* wide shelves available. To order, replace "12" in model number with a **"15"** or **"18"** indicating desired shelf width ***(example: WS1548-16/3)***. For 15″ *(381mm)* wide shelves, **add 15% to list price** of 12″ *(305mm)* wide models. For 18″ wide shelves, **add 30% to list price** of 12″ *(305mm)* shelves.

(•) MTS *(made to stock)* / ( ) MTO *(made to order)*

	length		weight		cubic	16 gauge, type 430		16 gauge, type 304		14 gauge, type 304	
	in.	mm	lbs.	kg	feet	model #	list	model #	list	model #	list
10″ width *(254mm)*	24″	610	10	4.5	0.5	**WS1024-16/4**	619	**WS1024-16/3**	726	**WS1024-14/3**	798
	36″	915	12	5.4	0.7	**WS1036-16/4** •	666	**WS1036-16/3**	818	**WS1036-14/3**	902
	48″	1219	15	6.8	0.9	**WS1048-16/4** •	673	**WS1048-16/3**	874	**WS1048-14/3**	955
	60″	1524	20	9.0	1.2	**WS1060-16/4** •	718	**WS1060-16/3**	966	**WS1060-14/3**	1057
	72″	1829	22	10.0	1.4	**WS1072-16/4** •	767	**WS1072-16/3**	1054	**WS1072-14/3**	1154
	84″	2133	24	10.9	1.7	**WS1084-16/4**	809	**WS1084-16/3**	1142	**WS1084-14/3**	1251
	96″	2438	29	13.2	1.9	**WS1096-16/4**	934	**WS1096-16/3**	1316	**WS1096-14/3**	1447
	108″	2743	32	14.5	2.1	**WS10108-16/4**	1016	**WS10108-16/3**	1444	**WS10108-14/3**	1590
	120″	3048	34	15.4	2.3	**WS10120-16/4**	1067	**WS10120-16/3**	1631	**WS10120-14/3**	1792
12″ width *(305mm)*	24″	610	12	5.4	0.6	**WS1224-16/4** •	666	**WS1224-16/3** •	774	**WS1224-14/3**	854
	36″	915	14	6.4	0.9	**WS1236-16/4** •	715	**WS1236-16/3** •	870	**WS1236-14/3**	954
	48″	1219	17	7.7	1.1	**WS1248-16/4** •	731	**WS1248-16/3** •	932	**WS1248-14/3**	1026
	60″	1524	23	10.4	1.4	**WS1260-16/4** •	778	**WS1260-16/3** •	1029	**WS1260-14/3**	1130
	72″	1829	25	11.3	1.7	**WS1272-16/4** •	834	**WS1272-16/3** •	1125	**WS1272-14/3** •	1232
	84″	2133	28	12.7	2.0	**WS1284-16/4** •	882	**WS1284-16/3** •	1220	**WS1284-14/3**	1342
	96″	2438	31	14.1	2.2	**WS1296-16/4** •	1034	**WS1296-16/3** •	1335	**WS1296-14/3**	1468
	108″	2743	36	16.3	2.5	**WS12108-16/4**	1132	**WS12108-16/3**	1567	**WS12108-14/3**	1719
	120″	3048	39	17.6	2.8	**WS12120-16/4**	1178	**WS12120-16/3**	1655	**WS12120-14/3**	1822

Piggyback Wall Mounted Shelf Kits

see spec sheet EG02.13

PATENTED! *(patent #8,025,163 B2)*

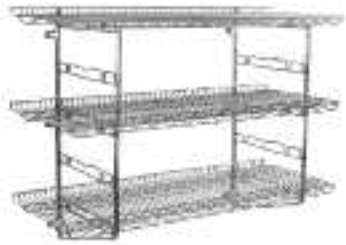

FEATURES:

- Brackets can be mounted to studs – no wall backing required.
- Freedom to move the shelves left or right.
- Wire design allows for air circulation.
- 18″ *(457mm)* width.
- No tools required to attach shelf to wall brackets.

Additional Brackets (pair)

18″ (457mm) width. Chrome.

description	weight lbs.	weight kg	model #	list
three-tier	7.3	3.3	**SSW18B3-C**	113
five-tier	10.8	4.9	**SSW18B5-C**	133

Three-Tier Units – Includes one pair of 23⅞″ *(606mm)*-high brackets.

shelf width x length in.	shelf width x length mm	Units with One Chrome Shelf weight lbs.	weight kg	model #	list	Units with Two Chrome Shelves weight lbs.	weight kg	model #	list	Units with Three Chrome Shelves weight lbs.	weight kg	model #	list
18″ x 24″	457 x 610	12	5.4	**S1-3B-SSW1824C**	155	17	7.7	**S2-3B-SSW1824C**	235	22	10.0	**S3-3B-SSW1824C**	316
18″ x 30″	457 x 762	13	5.9	**S1-3B-SSW1830C**	173	19	8.6	**S2-3B-SSW1830C**	271	25	11.3	**S3-3B-SSW1830C**	366
18″ x 36″	457 x 914	14	6.4	**S1-3B-SSW1836C**	184	21	9.5	**S2-3B-SSW1836C**	292	28	12.7	**S3-3B-SSW1836C**	400
18″ x 42″	457 x 1067	16	7.3	**S1-3B-SSW1842C**	200	24	10.9	**S2-3B-SSW1842C**	331	33	15.0	**S3-3B-SSW1842C**	460
18″ x 48″	457 x 1219	17	7.7	**S1-3B-SSW1848C**	211	27	12.2	**S2-3B-SSW1848C**	348	37	16.8	**S3-3B-SSW1848C**	483
18″ x 60	457 x 1524	22	10.0	**S1-3B-SSW1860C**	246	37	16.8	**S2-3B-SSW1860C**	420	51	23.1	**S3-3B-SSW1860C**	592

Additional Shelves

chrome weight lbs.	chrome weight kg	chrome model #	chrome list
5	2.3	**SSW1824C**	83
6	2.7	**SSW1830C**	100
7	3.2	**SSW1836C**	112
9	4.1	**SSW1842C**	134
10	4.5	**SSW1848C**	141
15	6.8	**SSW1860C**	180

Five-Tier Units – Includes one pair of 33⅞″ *(860mm)*-high brackets.

shelf width x length in.	shelf width x length mm	Units with Three Chrome Shelf weight lbs.	weight kg	model #	list	Units with Four Chrome Shelves weight lbs.	weight kg	model #	list	Units with Five Chrome Shelves weight lbs.	weight kg	model #	list
18″ x 24″	457 x 610	19	8.6	**S3-5B-SSW1824C**	343	22	10.0	**S4-5B-SSW1824C**	422	29	13.2	**S5-5B-SSW1824C**	499
18″ x 30″	457 x 762	22	10.0	**S3-5B-SSW1830C**	392	28	12.7	**S4-5B-SSW1830C**	494	34	15.4	**S5-5B-SSW1830C**	590
18″ x 36″	457 x 914	25	11.3	**S3-5B-SSW1836C**	428	32	14.5	**S4-5B-SSW1836C**	535	39	17.6	**S5-5B-SSW1836C**	643
18″ x 42″	457 x 1067	30	13.6	**S3-5B-SSW1842C**	488	38	17.2	**S4-5B-SSW1842C**	618	47	21.3	**S5-5B-SSW1842C**	747
18″ x 48″	457 x 1219	34	15.4	**S3-5B-SSW1848C**	513	44	20.0	**S4-5B-SSW1848C**	649	54	24.5	**S5-5B-SSW1848C**	787
18″ x 60	457 x 1524	49	22.2	**S3-5B-SSW1860C**	619	64	29.0	**S4-5B-SSW1860C**	792	79	35.8	**S5-5B-SSW1860C**	966

Additional Shelves

chrome weight lbs.	chrome weight kg	chrome model #	chrome list
5	2.3	**SSW1824C**	83
6	2.7	**SSW1830C**	100
7	3.2	**SSW1836C**	112
9	4.1	**SSW1842C**	134
10	4.5	**SSW1848C**	141
15	6.8	**SSW1860C**	180

100 Industrial Boulevard, Clayton, DE 19938-8903 U.S.A.
Phone: 302-653-3000. Fax: 302-653-2065
http://www.eaglemhc.com

EAGLE MHC Division
Material Handling, Healthcare & Cleanroom Equipment

Shelves with Removable Hooks

see spec sheet **EG02.06**



FEATURES:

- 16 gauge type 430 shelf with type 304 stainless steel pot rack.
- 1½″ *(38mm)* roll on front.
- 1½″ *(38mm)* upturn on rear and ends.
- Furnished with one double-prong hook per foot.

(•) MTS *(made to stock)* / ( ) MTO *(made to order)*

	10″ *(254mm)* Wide Shelves						12″ *(305mm)* Wide Shelves					
length		weight		cu			weight		cu			
in.	mm	lbs.	kg	ft	model #	list	lbs.	kg	ft	model #	list
36″	914	12	5.4	1.0	**WSP1036**	1126	15	6.8	1.1	**WSP1236**	1169
48″	1219	23	10.4	1.3	**WSP1048**	1149	29	13.2	1.5	**WSP1248** •	1210
60″	1524	37	16.8	1.6	**WSP1060**	1200	43	19.5	1.8	**WSP1260** •	1268
72″	1829	51	23.1	1.9	**WSP1072**	1243	57	25.9	2.2	**WSP1272** •	1315
84″	2134	65	29.5	2.2	**WSP1084**	1304	71	32.2	2.6	**WSP1284**	1391
96″	2438	79	35.8	2.5	**WSP1096**	1394	85	38.6	2.9	**WSP1296**	1423
108″	2743	93	42.2	2.8	**WSP10108**	1828	99	44.9	3.3	**WSP12108**	1942
120″	3048	107	48.5	3.1	**WSP10120**	1870	113	51.3	3.6	**WSP12120**	1987
132″	3353	121	54.9	3.4	**WSP10132**	1982	127	57.6	4.0	**WSP12132**	2089
144″	3658	135	61.2	3.7	**WSP10144**	2024	141	64.0	4.4	**WSP12144**	2128

	15″ *(381mm)* Wide Shelves						18″ *(457mm)* Wide Shelves					
length		weight		cu			weight		cu			
in.	mm	lbs.	kg	ft	model #	list	lbs.	kg	ft	model #	list
36″	914	21	9.5	1.3	**WSP1536**	1527	27	12.2	1.6	**WSP1836**	1828
48″	1219	35	15.9	1.8	**WSP1548**	1560	41	18.6	2.2	**WSP1848**	1858
60″	1524	49	22.2	2.3	**WSP1560**	1773	55	24.9	2.7	**WSP1860**	1955
72″	1829	63	28.6	2.7	**WSP1572**	1926	69	31.3	3.2	**WSP1872**	2092
84″	2134	77	34.9	3.2	**WSP1584**	2205	83	37.6	3.7	**WSP1884**	2271
96″	2438	91	41.3	3.6	**WSP1596**	2310	97	44.0	4.3	**WSP1896**	2404
108″	2743	105	47.6	4.0	**WSP15108**	2509	111	50.3	4.8	**WSP18108**	2922
120″	3048	119	54.0	4.5	**WSP15120**	2549	125	56.7	5.3	**WSP18120**	2967
132″	3353	133	60.3	4.9	**WSP15132**	2739	139	63.1	5.9	**WSP18132**	3025
144″	3658	147	66.7	5.4	**WSP15144**	2784	153	69.4	6.4	**WSP18144**	3072



Additional Hook for Shelves with Removable Hooks

- Stainless steel.

weight		cu		list
lbs.	kg	ft	model #	ea.
0.2	0.1	0.1	**300696**	37

Single Bar Utility Racks

see spec sheet **EG10.06**



FEATURES:

- Flat 3⁄16″ *(5mm)*-thick, 2″ *(51mm)*-wide solid bar.
- 24″ *(610mm)* racks are one-piece, all others come with support brackets.
- Includes one two-prong hook per foot.



Additional Hook for Single Bar Utility Racks

- Stainless steel.

weight		cu		list
lbs.	kg	ft	model #	ea.
0.2	0.1	0.1	**300696**	37

		ALUMINUM				STAINLESS STEEL			
	length*	weight				weight			
	in. mm	lbs.	kg	model #	list	lbs.	kg	model #	list
8½″ width *(216mm)*	24″ 610	5	2.3	**SBPR-24-A**	213	9	4.1	**SBPR-24-S**	287
	36″ 915	6	2.7	**SBPR-36-A**	324	12	5.4	**SBPR-36-S**	406
	48″ 1219	7	3.2	**SBPR-48-A**	344	15	6.8	**SBPR-48-S**	456
	60″ 1524	9	4.1	**SBPR-60-A**	370	18	8.2	**SBPR-60-S**	504
	72″ 1829	11	5.0	**SBPR-72-A**	511	21	9.5	**SBPR-72-S**	659
	84″ 2134	13	5.9	**SBPR-84-A**	530	25	11.3	**SBPR-84-S**	703
	96″ 2438	15	6.8	**SBPR-96-A**	661	29	13.2	**SBPR-96-S**	851
	108″ 2743	17	7.7	**SBPR-108-A**	708	34	15.4	**SBPR-108-S**	919
	120″ 3048	20	9.0	**SBPR-120-A**	728	39	17.6	**SBPR-120-S**	965

* For overall lengths, add 5-1/8″ *(130mm)*.

Equipment Shelves with Cord Cutout

see spec sheet **EG02.10M**



FEATURES:

- 24″ *(610mm)* length.
- Made of highly polished heavy gauge type 430 stainless steel.
- Marine counter edge in front that prevents contents from sliding off.
- Hole with grommet at center rear for wiring.

width in.	width mm	weight lbs.	weight kg	cubic feet	model #	list
18″	457	17	7.7	4.8	**MWS1824** •	660
24″	610	23	10.4	4.8	**MWS2424** •	753

(•) MTS *(made to stock)* / ( ) MTO *(made to order)*

Adjustable Post Wire Wall Mounts Sold as Prepackaged Units

see spec sheet **EG02.11**

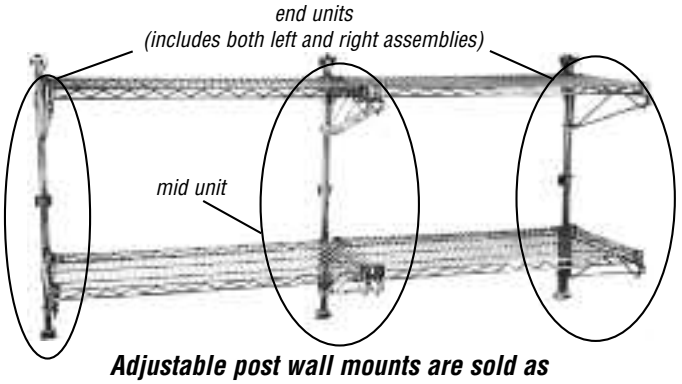

Adjustable post wall mounts are sold as prepackaged end and mid units, or sold as components (see page 97). The prepackaged units contain all needed components except shelves and wall bolts. Wall bolts must be selected according to wall type.

FEATURES:

END UNITS.

- Two posts, single shelf brackets, post supports.
- Number of shelf brackets depends on the height of the posts.
  - 14″ *(356mm)* posts: one row of brackets.
  - 33″ *(838mm)* posts: two rows of brackets
  …and so on.

MID UNITS

- One post, double shelf brackets, post supports.
- Number of shelf brackets corresponds to post height the same as end units.

ORDERING:

- One shelf long, order only one end unit.
- Two shelves long, order one end and one mid unit.
- Three shelves long, order one end and two mid units. And so on.

Note: Shelves *(page 6)* and accessories *(pages 49 & 50)* are sold separately.

	post height in.	post height mm	# of shelves	cu ft	weight* lbs.	weight* kg	Prepackaged End Units: chrome model #	chrome list	Valu-Gard® model #	Valu-Gard® list	stainless steel model #	stainless steel list	Prepackaged Mid Units: chrome model #	chrome list	Valu-Gard® model #	Valu-Gard® list	stainless steel model #	stainless steel list
14″ width *(356mm)*	14″	356	1	0.6	7	3.2	**PWE14-1C**	251	**PWE14-1VG**	251	**PWE14-1S**	698	**PWM14-1C**	160	**PWM14-1VG**	160	**PWM14-1S**	449
	33″	838	2	0.7	14	6.4	**PWE14-2C**	404	**PWE14-2VG**	404	**PWE14-2S**	1238	**PWM14-2C**	273	**PWM14-2VG**	273	**PWM14-2S**	814
	54″	1372	3	0.7	22	10.0	**PWE14-3C**	560	**PWE14-3VG**	560	**PWE14-3S**	1590	**PWM14-3C**	385	**PWM14-3VG**	385	**PWM14-3S**	1085
	63″	1600	4	0.7	28	13.0	**PWE14-4C**	676	**PWE14-4VG**	676	**PWE14-4S**	1951	**PWM14-4C**	477	**PWM14-4VG**	477	**PWM14-4S**	1359
18″ width *(457mm)*	14″	356	1	0.6	8	3.6	**PWE18-1C**	253	**PWE18-1VG**	253	**PWE18-1S**	719	**PWM18-1C**	163	**PWM18-1VG**	163	**PWM18-1S**	463
	33″	838	2	0.6	15	6.8	**PWE18-2C**	404	**PWE18-2VG**	404	**PWE18-2S**	1291	**PWM18-2C**	274	**PWM18-2VG**	274	**PWM18-2S**	847
	54″	1372	3	0.7	23	10.0	**PWE18-3C**	562	**PWE18-3VG**	562	**PWE18-3S**	1665	**PWM18-3C**	390	**PWM18-3VG**	390	**PWM18-3S**	1124
	63″	1600	4	0.7	29	13.0	**PWE18-4C**	680	**PWE18-4VG**	680	**PWE18-4S**	2052	**PWM18-4C**	481	**PWM18-4VG**	481	**PWM18-4S**	1309
21″ width *(533mm)*	14″	356	1	0.7	9	4.1	**PWE21-1C**	256	**PWE21-1VG**	256	**PWE21-1S**	726	**PWM21-1C**	168	**PWM21-1VG**	168	**PWM21-1S**	471
	33″	838	2	0.8	16	7.3	**PWE21-2C**	416	**PWE21-2VG**	416	**PWE21-2S**	1299	**PWM21-2C**	292	**PWM21-2VG**	292	**PWM21-2S**	856
	54″	1372	3	0.9	25	11.0	**PWE21-3C**	582	**PWE21-3VG**	582	**PWE21-3S**	1676	**PWM21-3C**	410	**PWM21-3VG**	410	**PWM21-3S**	1140
	63″	1600	4	0.9	32	15.0	**PWE21-4C**	708	**PWE21-4VG**	708	**PWE21-4S**	2052	**PWM21-4C**	512	**PWM21-4VG**	512	**PWM21-4S**	1404
24″ width *(610mm)*	14″	356	1	0.7	10	4.5	**PWE24-1C**	256	**PWE24-1VG**	256	**PWE24-1S**	740	**PWM24-1C**	171	**PWM24-1VG**	171	**PWM24-1S**	475
	33″	838	2	0.8	17	7.7	**PWE24-2C**	422	**PWE24-2VG**	422	**PWE24-2S**	1328	**PWM24-2C**	292	**PWM24-2VG**	292	**PWM24-2S**	859
	54″	1372	3	0.9	26	12.0	**PWE24-3C**	589	**PWE24-3VG**	589	**PWE24-3S**	1716	**PWM24-3C**	413	**PWM24-3VG**	413	**PWM24-3S**	1154
	63″	1600	4	0.9	34	16.0	**PWE24-4C**	714	**PWE24-4VG**	714	**PWE24-4S**	2120	**PWM24-4C**	514	**PWM24-4VG**	514	**PWM24-4S**	1455

* For stainless steel units, add 1 lb. *(0.5 kg)* weight.

100 Industrial Boulevard, Clayton, DE 19938-8903 U.S.A.
Phone: 302-653-3000. Fax: 302-653-2065
http://www.eaglemhc.com

EAGLE MHC Division
Material Handling, Healthcare & Cleanroom Equipment

Adjustable Post Wire Wall Mounts Sold as Components

see spec sheet **EG02.11**

FEATURES:

- Designed to allow inter-mixing of shelf widths or customizing of units to fit specification needs.
- All components priced individually.

(•) MTS *(made to stock)* / ( ) MTO *(made to order)*

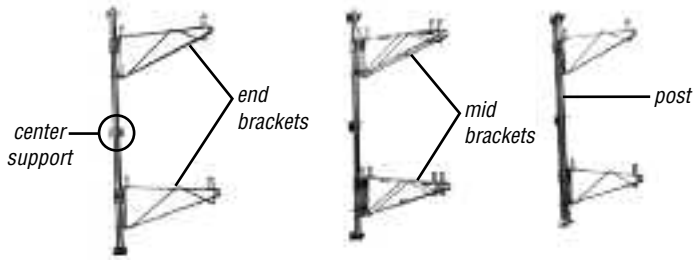

brackets used in conjunction with posts and center supports

End Brackets

length in.	length mm	weight lbs.	weight kg	cu ft	chrome model #	chrome list	Valu-Gard® model #	Valu-Gard® list	stainless steel model #	stainless steel list
14″	356	3	1.4	0.5	**PWB14C** •	60	**PWB14VG** •	60	**PWB14S** •	196
18″	457	4	1.8	0.6	**PWB18C** •	61	**PWB18VG** •	61	**PWB18S**	199
21″	533	5	2.3	1.0	**PWB21C** •	62	**PWB21VG**	62	**PWB21S**	211
24″	610	6	2.7	1.0	**PWB24C** •	66	**PWB24VG**	66	**PWB24S** •	217

Note: Must be used with posts to mount to the wall.

Posts

height in.	height mm	weight lbs.	weight kg	cu ft	chrome model #	chrome list	Valu-Gard® model #	Valu-Gard® list	stainless steel model #	stainless steel list
14″	356	2	0.9	0.1	**PW14C** •	70	**PW14VG** •	70	**PW14S**	199
33″	838	3	1.4	0.1	**PW33C** •	88	**PW33VG** •	88	**PW33S**	319
54″	1372	5	2.3	0.1	**PW54C** •	111	**PW54VG**	111	**PW54S**	324
63″	1524	6	2.7	0.2	**PW63C**	113	**PW63VG**	113	**PW63S**	331

Mid Brackets

length in.	length mm	weight lbs.	weight kg	cu ft	chrome model #	chrome list	Valu-Gard® model #	Valu-Gard® list	stainless steel model #	stainless steel list
14″	356	6	2.7	0.5	**PDWB14C** •	94	**PDWB14VG** •	94	**PDWB14S**	297
18″	457	8	3.6	0.6	**PDWB18C** •	98	**PDWB18VG**	98	**PDWB18S**	304
21″	533	10	4.5	1.0	**PDWB21C** •	101	**PDWB21VG**	101	**PDWB21S**	319
24″	610	12	5.4	1.0	**PDWB24C**	104	**PDWB24VG**	104	**PDWB24S**	324

Note: Must be used with posts to mount to the wall.

Center Support for Posts

weight lbs.	weight kg	cu ft	chrome model #	chrome list	Valu-Gard® model #	Valu-Gard® list	stainless steel model #	stainless steel list
1	0.5	0.5	**A228162**	17	**A218017**	17	**A207016**	59

Note: Must be used in conjunction with post.

Stationary Wire Wall Mounts

see spec sheet **EG02.12**

(•) MTS *(made to stock)* / ( ) MTO *(made to order)*

Designed for fixed application where vertical adjustment is not required.





End Units*

One single shelf support and mounting plate.

Mid Units

One double shelf support and mounting plate.

length in.	length mm	cu ft	weight** lbs.	weight** kg	chrome model #	chrome list	Valu-Gard® model #	Valu-Gard® list	stainless** model #	stainless** list	weight** lbs.	weight** kg	chrome model #	chrome list	Valu-Gard® model #	Valu-Gard® list	stainless** model #	stainless** list
14″	356	0.5	6	2.7	**WB14-C** •	60	**WB14-VG** •	61	**WB14-S** •	143	8	3.6	**DWB14-C** •	90	**DWB14-VG**	91	**DWB14-S**	217
18″	457	0.5	8	3.6	**WB18-C** •	61	**WB18-VG** •	62	**WB18-S** •	153	10	4.5	**DWB18-C** •	92	**DWB18-VG**	94	**DWB18-S**	230
21″	533	0.7	10	4.5	**WB21-C** •	61	**WB21-VG**	62	**WB21-S**	156	12	5.5	**DWB21-C**	92	**DWB21-VG**	94	**DWB21-S**	235
24″	610	0.7	12	5.5	**WB24-C** •	62	**WB24-VG**	65	**WB24-S** •	160	14	6.4	**DWB24-C** •	94	**DWB24-VG**	96	**DWB24-S**	245

*End Units priced per piece; **For stainless steel units, add 1 lb. *(0.5 kg)* weight.

Wall Mounted Drop Tables/Shelves

see product announcement **EG02.15**

FEATURES:

- 3/4″ *(19mm)* thick shelf.
- Pair of chrome-plated drop brackets.
- Weight capacity of 80 lbs. *(36.3 kg)*.



drop bracket shown in raised-up position



poly drop table/shelf mounted onto wall —shown in dropped-down position

width		length		Poly * weight				Richlite® ** weight				16/3 Stainless Steel with Wooden Core weight			
in.	mm	in.	mm	lb.	kg	model #	list	lb.	kg	model #	list	lb.	kg	model #	list
10″	254	24″	610	7	3.2	**DSP-1024**	329	7	3.2	**DSR-1024**	496	11	5.0	**DSS-1024**	385
10″	254	30″	762	9	4.1	**DSP-1030**	343	9	4.1	**DSR-1030**	565	13	5.9	**DSS-1030**	391
10″	254	36″	914	11	5.0	**DSP-1036**	362	11	5.0	**DSR-1036**	641	15	6.8	**DSS-1036**	411
12″	305	24″	610	8	3.6	**DSP-1224**	338	8	3.6	**DSR-1224**	538	12	5.4	**DSS-1224**	388
12″	305	30″	762	10	4.5	**DSP-1230**	356	10	4.5	**DSR-1230**	541	14	6.4	**DSS-1230**	410
12″	305	36″	914	12	5.4	**DSP-1236**	380	12	5.4	**DSR-1236**	728	16	7.3	**DSS-1236**	422

* Poly tables/shelves can withstand hot items up to 180˚F without discoloration.

** Richlite® tables/shelves can withstand hot items up to 350˚F without discoloration.

Wall Cabinets

see spec sheet **EG02.07**

FEATURES:

- Heavy gauge stainless steel.
- Back is recessed with full-length concealed mounting plate for easy installation.
- Fixed center shelf.
- Hinged doors provided with lift-off pin hinges.
- 15″ *(381mm)* width. 28″ *(711mm)* overall height.



wall cabinet with hinged doors



wall cabinet with sliding doors

length		cu	Open Front weight				Hinged Doors weight				Sliding Doors weight			
in.	mm	ft	lbs.	kg	model #	list	lbs.	kg	model #	list	lbs.	kg	model #	list
24″	610	13.5	117	53.1	**WCO-24**	4482	136	61.7	**WCH-24**	6082	136	61.7	**WCS-24**	5070
30″	762	17.3	129	58.5	**WCO-30**	4487	154	69.9	**WCH-30**	6740	154	69.9	**WCS-30**	6177
36″	914	18.0	141	64.0	**WCO-36**	4653	172	78.0	**WCH-36**	6857	172	78.0	**WCS-36**	6369
42″	1067	18.2	–		**–**		191	86.6	**WCH-42**	7206	191	86.6	**WCS-42**	6400
48″	1219	18.3	165	74.8	**WCO-48**	5360	208	94.3	**WCH-48**	7428	208	94.3	**WCS-48**	6976
54″	1372	25.4	–		**–**		226	102.5	**WCH-54**	7597	226	102.5	**WCS-54**	7106
60″	1524	22.6	189	85.7	**WCO-60**	5866	244	110.7	**WCH-60**	8518	244	110.7	**WCS-60**	8068
66″	1676	30.6	–		**–**		256	115.1	**WCH-66**	8580	–		**–**	
72″	1829	26.8	213	96.6	**WCO-72**	6224	262	118.8	**WCH-72**	9544	262	118.8	**WCS-72**	9037
84″	2134	38.5	225	102.1	**WCO-84**	6567	281	127.5	**WCH-84***	9811	281	127.5	**WCS-84***	9271
90″	2286	41.7	–		**–**		298	135.3	**WCH-90***	10368	298	135.3	**WCS-90***	9818
96″	2438	35.2	249	112.9	**WCO-96**	7354	316	143.3	**WCH-96***	10689	316	143.3	**WCS-96***	10123
120″	3048	55.8	–		**–**		–		**–**		359	162.9	**WCS-120***	12196

* Features two pairs of doors.

100 Industrial Boulevard, Clayton, DE 19938-8903 U.S.A.
Phone: 302-653-3000. Fax: 302-653-2065
http://www.eaglemhc.com

EAGLE MHC Division
Material Handling, Healthcare & Cleanroom Equipment

NOTES

NOTES

100 Industrial Boulevard, Clayton, DE 19938-8903 U.S.A.
Phone: 302-653-3000. Fax: 302-653-2065
http://www.eaglemhc.com

EAGLE MHC Division
Material Handling, Healthcare & Cleanroom Equipment

Stainless Steel Modular Casework

Base Units - Sitting Height Cabinets

with Door/Drawer Combo.....109
with Drawer Bank.....108
with Full-Height Door(s).....108
with Open Front 108
Sink Bases 109

Base Units - Standing Height Cabinets

with Door/Drawer Combo 105-106
with Drawer Bank(s) 103-104
with Full-Height Door(s).....103
with Open Front 103
Sink Bases 107

Base Fillers

Corner Fillers 111
Knee Space Apron Kits.....110
Knee Space Panels.....110
Rear Filler Panels 111
Rear Filler Scribes 111
Toe Fillers.....110
Toe Scribes.....110

Bench Frames

Standard.....116
with Drawer(s) 117

Pegboards 120

Stainless Steel Countertops.....118-119

Tall Cabinets

Framed Glass Swinging Tall Cases 115
Open Tall Cases 114
Solid Swinging Tall Cases 114

Upper Cabinets

Framed Glass Swinging Wall Cases 113
Open Wall Cases 112
Solid Swinging Wall Cases.....112

Vertical Storage Cabinets 116

Pharmaceutical • Biotech • Medical Device • Cleanroom • Lab • Research



Eagle MHC manufactures a broadline of stainless steel inset casework featuring a wide variety of drawer and door configurations to meet your laboratory requirements.

Our casework construction and performance characteristics are in full compliance with SEFA 8M Metal standards.

In addition to our extensive casework product line, Eagle MHC offers stainless steel countertops, custom stainless steel fabrication, laboratory sinks, workstations and storage solutions.

Standard Casework Construction Specifications



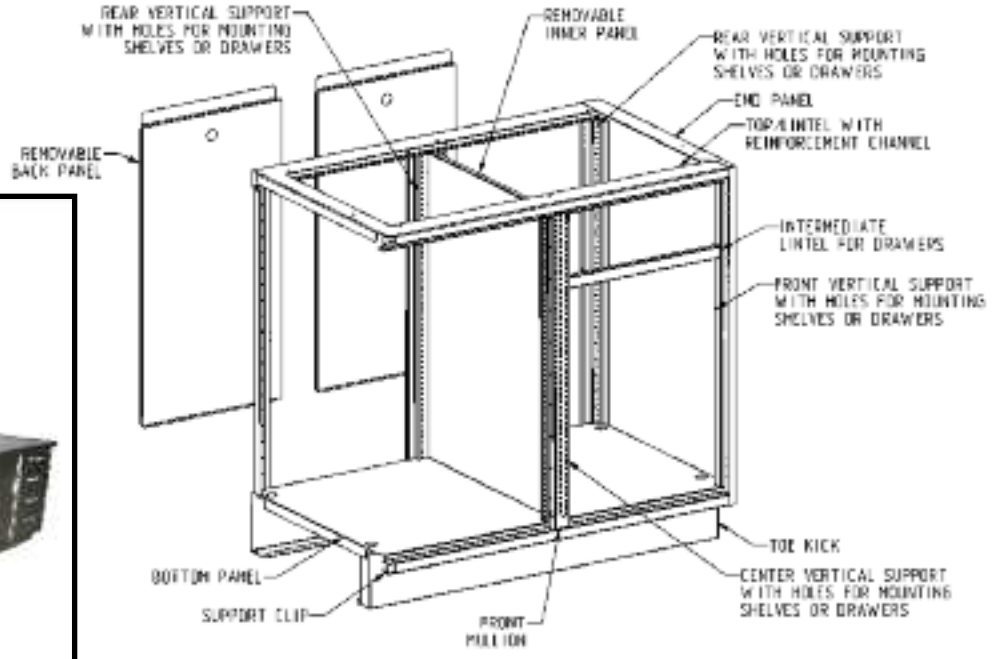

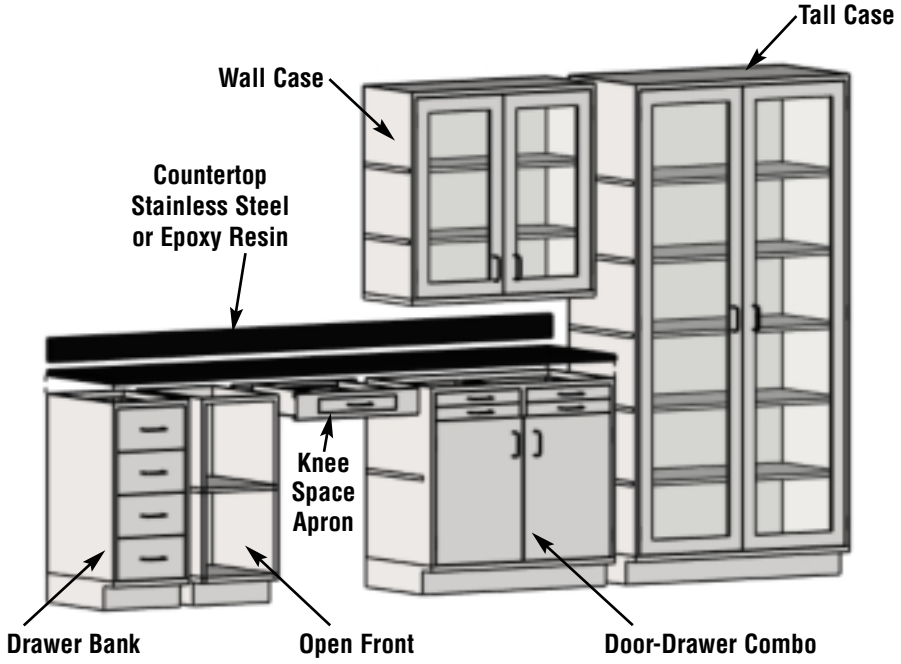

100 Industrial Boulevard, Clayton, DE 19938-8903 U.S.A.
Phone: 302-653-3000. Fax: 302-653-2065
http://www.eaglemhc.com

EAGLE MHC Division
Material Handling, Healthcare & Cleanroom Equipment

Base Units - Standing Height Cabinets

with Open Base

see spec sheet **EG03.00A**

depth		width		weight			
in	mm	in	mm	lbs.	kg	description	model #
22″	559	18″	457	74	33.6	open base	**SSC-HOB-18**
22″	559	24″	610	99	44.9	open base	**SSC-HOB-24**
22″	559	30″	762	124	56.2	open base	**SSC-HOB-30**
22″	559	36″	914	133	60.3	open base	**SSC-HOB-36**
22″	559	48″	1218	149	67.6	open base	**SSC-HOB-48**

FEATURES:

- Open Base with interior shelf
- Standing Height - 35″ *(889mm)* high.
- 22″ *(559mm)* depth.

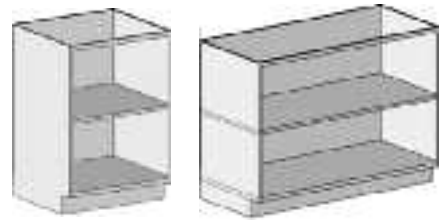

with Full-Height Door(s)

see spec sheet **EG03.00A**

depth		width		weight			
in	mm	in	mm	lbs.	kg	description	model #
22″	559	18″	457	99	44.9	left swing door	**SSC-HCBL-18**
22″	559	18″	457	99	44.9	right swing door	**SSC-HCBR-18**
22″	559	24″	610	124	56.2	left swing door	**SSC-HCBL-24**
22″	559	24″	610	124	56.2	right swing door	**SSC-HCBR-24**
22″	559	30″	762	174	78.9	double doors	**SSC-HCB-30**
22″	559	36″	914	183	83.0	double doors	**SSC-HCB-36**
22″	559	48″	1219	199	90.3	double doors	**SSC-HCB-48**

FEATURES:

- Full-height hinged door(s) with wire style pull.
- Intermediate shelf.
- Standing Height - 35″ *(889mm)* high.
- 22″ *(559mm)* depth.



SSC-HCBL-18 *SSC-HCBR-24* *SSC-HCB-30*

with Single-Bank Drawers

see spec sheet **EG03.00B**

FEATURES:

- Units with single-bank full-length drawers.
- Standing Height - 35″ *(889mm)* high.
- 22″ *(559mm)* depth.

Four 7″ (178mm) Drawers Per Unit

depth		width		weight		no. of	drawer height		
in	mm	in	mm	lbs.	kg	drawers	in.	mm	model #
22″	559	18″	457	142	64.4	4	7″	178	**SSC-HDB7-18**
22″	559	24″	610	167	75.7	4	7″	178	**SSC-HDB7-24**
22″	559	30″	762	260	117.9	4	7″	178	**SSC-HDB7-30**
22″	559	36″	914	269	122.0	4	7″	178	**SSC-HDB7-36**
22″	559	48″	1219	285	129.0	4	7″	178	**SSC-HDB7-48**

Three 10″ (254mm) Drawers Per Unit

depth		width		weight		no. of	drawer height		
in	mm	in	mm	lbs.	kg	drawers	in.	mm	model #
22″	559	18″	457	134	60.8	3	10″	254	**SSC-HDB10-18**
22″	559	24″	610	159	72.1	3	10″	254	**SSC-HDB10-24**
22″	559	30″	762	244	110.7	3	10″	254	**SSC-HDB10-30**
22″	559	36″	914	253	114.8	3	10″	254	**SSC-HDB10-36**
22″	559	48″	1219	269	122.1	3	10″	254	**SSC-HDB10-48**

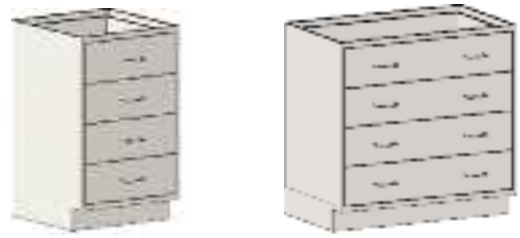

SSC-HDB7-24 *SSC-HDB7-36*



SSC-HDB10-24

Consult factory for pricing.

Base Units - Standing Height Cabinets (continued)

with Single-Bank Drawers (continued)

see spec sheet **EG03.00B**

FEATURES:

- Units with single-bank full-length drawers.
- Standing Height - 35″ *(889mm)* high.
- 22″ *(559mm)* depth.

Ten 3″ (76mm) Drawers Per Unit

depth in	depth mm	width in	width mm	weight lbs.	weight kg	no. of drawers	drawer height in.	drawer height mm	model #
22″	559	18″	457	174	78.9	10	3″	76	**SSC-HDB3-18**
22″	559	24″	610	199	90.3	10	3″	76	**SSC-HDB3-24**
22″	559	30″	762	324	146.9	10	3″	76	**SSC-HDB3-30**
22″	559	36″	914	333	151.0	10	3″	76	**SSC-HDB3-36**
22″	559	48″	1219	349	158.0	10	3″	76	**SSC-HDB3-48**



SSC-HDB3-24

Five 6″ (152mm) Drawers Per Unit

depth in	depth mm	width in	width mm	weight lbs.	weight kg	no. of drawers	drawer height in.	drawer height mm	model #
22″	559	18″	457	149	67.6	5	6″	152	**SSC-HDB6-18**
22″	559	24″	610	174	78.9	5	6″	152	**SSC-HDB6-24**
22″	559	30″	762	274	124.3	5	6″	152	**SSC-HDB6-30**
22″	559	36″	914	283	128.4	5	6″	152	**SSC-HDB6-36**
22″	559	48″	1219	299	135.6	5	6″	152	**SSC-HDB6-48**



SSC-HDB6-18

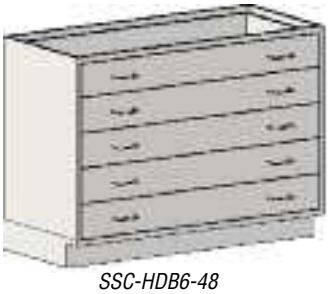

SSC-HDB6-48

with Double-Bank Drawers

see spec sheet **EG03.00C**

FEATURES:

- Units with double-bank of drawers.
- Standing Height - 35″ *(889mm)* high.
- 22″ *(559mm)* depth.

Ten 6″ (152mm) Drawers Per Unit

depth in	depth mm	width in	width mm	weight lbs.	weight kg	no. of drawers	drawer height in.	drawer height mm	model #
22″	559	30″	762	548	248.6	10	6″	152	**SSC-HDBD6-30**
22″	559	36″	914	566	256.7	10	6″	152	**SSC-HDBD6-36**
22″	559	48″	1219	598	271.2	10	6″	152	**SSC-HDBD6-48**



SSC-HDBD6-36

Eight 7″ (178mm) Drawers Per Unit

depth in	depth mm	width in	width mm	weight lbs.	weight kg	no. of drawers	drawer height in.	drawer height mm	model #
22″	559	30″	762	520	235.9	8	7″	152	**SSC-HDBD7-30**
22″	559	36″	914	538	244.0	8	7″	152	**SSC-HDBD7-36**
22″	559	48″	1219	570	258.6	8	7″	152	**SSC-HDBD7-48**



SSC-HDBD7-48

Consult factory for pricing.

100 Industrial Boulevard, Clayton, DE 19938-8903 U.S.A.
Phone: 302-653-3000. Fax: 302-653-2065
http://www.eaglemhc.com

EAGLE MHC Division
Material Handling, Healthcare & Cleanroom Equipment

Base Units - Standing Height Cabinets (continued)

with Door/Drawer Combination

see spec sheet **EG03.00D**

FEATURES:

- Units with hinged door(s) and drawer(s).
- Standing Height - 35″ *(889mm)* high.
- 22″ *(559mm)* depth.









Units with 3″ (76mm) Drawers

depth in	depth mm	width in	width mm	weight lbs.	weight kg	no. of drawers	drawer height in.	drawer height mm	description	model #
22″	559	18″	457	94	42.6	2	3″	76	left swing door	**SSC-HDDLT3-18**
22″	559	18″	457	94	42.6	2	3″	76	right swing door	**SSC-HDDRT3-18**
22″	559	24″	610	119	53.9	2	3″	76	left swing door	**SSC-HDDLT3-24**
22″	559	24″	610	119	53.9	2	3″	76	right swing door	**SSC-HDDRT3-24**
22″	559	30″	762	214	97.1	2	3″	76	double doors	**SSC-HDDT3-30**
22″	559	36″	914	223	101.1	2	3″	76	double doors	**SSC-HDDT3-36**
22″	559	48″	1219	239	108.4	2	3″	76	double doors	**SSC-HDDT3-48**
22″	559	30″	762	224	101.6	4	3″	76	double doors	**SSC-HDDT3D-30**
22″	559	36″	914	233	105.7	4	3″	76	double doors	**SSC-HDDT3D-36**
22″	559	48″	1219	249	112.9	4	3″	76	double doors	**SSC-HDDT3D-48**



SSC-HDDLT6-18



SSC-HDDLR6-18



SSC-HDDT6D-30

Units with One or Two 6″ (152mm) Drawers

depth in	depth mm	width in	width mm	weight lbs.	weight kg	no. of drawers	drawer height in.	drawer height mm	description	model #
22″	559	18″	457	114	51.7	1	6″	152	left swing door	**SSC-HDDLT6-18**
22″	559	18″	457	114	51.7	1	6″	152	right swing door	**SSC-HDDRT6-18**
22″	559	24″	610	139	63.0	1	6″	152	left swing door	**SSC-HDDLT6-24**
22″	559	24″	610	139	63.0	1	6″	152	right swing door	**SSC-HDDRT6-24**
22″	559	30″	762	204	92.5	1	6″	152	double doors	**SSC-HDDT6-30**
22″	559	36″	914	213	96.6	1	6″	152	double doors	**SSC-HDDT6-36**
22″	559	48″	1218	229	103.9	1	6″	152	double doors	**SSC-HDDT6-48**
22″	559	30″	762	214	97.1	2	6″	152	double doors	**SSC-HDDT6D-30**
22″	559	36″	914	223	101.2	2	6″	152	double doors	**SSC-HDDT6D-36**
22″	559	48″	1218	239	108.4	2	6″	152	double doors	**SSC-HDDT6D-48**

Consult factory for pricing.

Base Units - Standing Height Cabinets (continued)

with Door/Drawer Combination (cont.)

see spec sheet **EG03.00E** *and* **EG03.00F**

FEATURES:

- Units with door(s) and drawer(s).
- Standing Height - 35″ *(889mm)* high.
- 22″ *(559mm)* depth.

Units with Five 6″ (152mm) Drawers

depth in	depth mm	width in	width mm	weight lbs.	weight kg	no. of drawers	drawer height in.	drawer height mm	description	model #
22″	559	30″	762	209	94.8	5	6″	152	left swing door	**SSC-HDDL6-30**
22″	559	30″	762	209	94.8	5	6″	152	right swing door	**SSC-HDDR6-30**
22″	559	36″	914	218	98.9	5	6″	152	left swing door	**SSC-HDDL6-36**
22″	559	36″	914	218	98.9	5	6″	152	right swing door	**SSC-HDDR6-36**
22″	559	48″	1219	234	106.1	5	6″	152	left swing door	**SSC-HDDL6-48**
22″	559	48″	1219	234	106.1	5	6″	152	right swing door	**SSC-HDDR6-48**



SSC-HDDL6-30



SSC-HDDR6-30

Units with Six 6″ (152mm) Drawers

depth in	depth mm	width in	width mm	weight lbs.	weight kg	no. of drawers	drawer height in.	drawer height mm	description	model #
22″	559	30″	762	234	106.1	6	6″	152	left swing door	**SSC-HDDLT6D-30**
22″	559	30″	762	234	106.1	6	6″	152	right swing door	**SSC-HDDRT6D-30**
22″	559	36″	914	243	110.2	6	6″	152	left swing door	**SSC-HDDLT6D-36**
22″	559	36″	914	243	110.2	6	6″	152	right swing door	**SSC-HDDRT6D-36**
22″	559	48″	1219	259	117.5	6	6″	152	left swing door	**SSC-HDDLT6D-48**
22″	559	48″	1219	259	117.5	6	6″	152	right swing door	**SSC-HDDRT6D-48**



SSC-HDDLT6D-48



SSC-HDDRT6D-48

Units with Four 7″ (178mm) Drawers

depth in	depth mm	width in	width mm	weight lbs.	weight kg	no. of drawers	drawer height in.	drawer height mm	description	model #
22″	559	30″	762	202	91.6	4	7″	178	left swing door	**SSC-HDDL7-30**
22″	559	30″	762	202	91.6	4	7″	178	right swing door	**SSC-HDDR7-30**
22″	559	36″	914	211	95.7	4	7″	178	left swing door	**SSC-HDDL7-36**
22″	559	36″	914	211	95.7	4	7″	178	right swing door	**SSC-HDDR7-36**
22″	559	48″	1219	227	102.9	4	7″	178	left swing door	**SSC-HDDL7-48**
22″	559	48″	1219	227	102.9	4	7″	178	right swing door	**SSC-HDDR7-48**



SSC-HDDL7-36



SSC-HDDR7-36

Units with Five 7″ (178mm) Drawers

depth in	depth mm	width in	width mm	weight lbs.	weight kg	no. of drawers	drawer height in.	drawer height mm	description	model #
22″	559	30″	762	244	110.7	5	7″	178	left swing door	**SSC-HDDLT7D-30**
22″	559	30″	762	244	110.7	5	7″	178	right swing door	**SSC-HDDRT7D-30**
22″	559	36″	914	253	114.8	5	7″	178	left swing door	**SSC-HDDLT7D-36**
22″	559	36″	914	253	114.8	5	7″	178	right swing door	**SSC-HDDRT7D-36**
22″	559	48″	1219	269	122.0	5	7″	178	left swing door	**SSC-HDDLT7D-48**
22″	559	48″	1219	269	122.0	5	7″	178	right swing door	**SSC-HDDRT7D-48**



SSC-HDDLT7D-30

Consult factory for pricing.

100 Industrial Boulevard, Clayton, DE 19938-8903 U.S.A.
Phone: 302-653-3000. Fax: 302-653-2065
http://www.eaglemhc.com

EAGLE MHC Division
Material Handling, Healthcare & Cleanroom Equipment

Base Units - Standing Height Cabinets (continued)

Sink Bases

see spec sheet **EG03.00G**

FEATURES:

- Units with hinged door(s).
- Standing Height - 35˝ *(889mm)* high.
- Partial height back panel.
- 22˝ *(559mm)* depth.







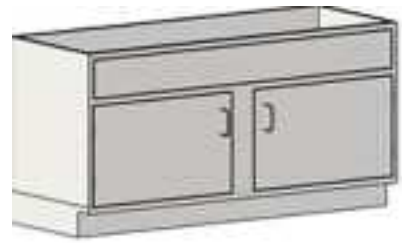

depth in	depth mm	width in	width mm	weight lbs.	weight kg	description	model #
22˝	559	18˝	457	99	44.9	left swing door	**SSC-HSBL-18**
22˝	559	18˝	457	99	44.9	right swing door	**SSC-HSBR-18**
22˝	559	24˝	610	124	56.2	left swing door	**SSC-HSBL-24**
22˝	559	24˝	610	124	56.2	right swing door	**SSC-HSBR-24**
22˝	559	30˝	762	174	78.9	double doors	**SSC-HSB-30**
22˝	559	36˝	914	183	83.0	double doors	**SSC-HSB-36**
22˝	559	48˝	1219	199	90.2	double doors	**SSC-HSB-48**
22˝	559	56˝	1422	219	99.3	double doors	**SSC-HSB-56**
22˝	559	58˝	1473	222	100.7	double doors	**SSC-HSB-58**

Angled Sink Bases

see spec sheet **EG03.00G**

FEATURES:

- Removable access panel at front
- Open design at rear for plumbing
- Mounts to adjacent freestanding base units

depth in	depth mm	width in	width mm	weight lbs.	weight kg	model #
22˝	559	24˝	610	53	24.0	**SSC-HSBA-24**
22˝	559	30˝	762	56	25.4	**SSC-HSBA-30**
22˝	559	36˝	914	62	28.2	**SSC-HSBA-36**
22˝	559	48˝	1219	75	34.0	**SSC-HSBA-48**

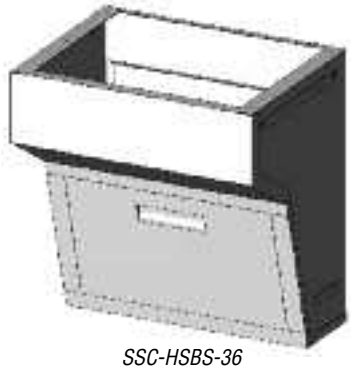

SSC-HSBS-36

Consult factory for pricing.

Base Units - Sitting Height Cabinets

with Open Base

see spec sheet **EG03.01A**

FEATURES:
- Open Base with interior shelf
- Sitting Height - 29⅛″ *(740mm)* high.
- 22″ *(559mm)* depth.

depth		width		weight			
in	mm	in	mm	lbs.	kg	description	model #
22″	559	18″	457	72	32.7	open base	**SSC-SOB-18**
22″	914	24″	610	97	44.0	open base	**SSC-SOB-24**
22″	914	30″	610	122	55.3	open base	**SSC-SOB-30**
22″	914	36″	610	131	59.4	open base	**SSC-SOB-36**
22″	914	48″	610	147	66.7	open base	**SSC-SOB-48**



with Full Height Door(s)

see spec sheet **EG03.01A**

FEATURES:
- Full height door with interior shelf
- Sitting Height - 29⅛″ *(740mm)* high.
- 22″ *(559mm)* depth.

depth		width		weight			
in	mm	in	mm	lbs.	kg	description	model #
22″	559	18″	457	97	44.0	left swing door	**SSC-SCBL-18**
22″	914	18″	457	97	44.0	right swing door	**SSC-SCBR-18**
22″	914	24″	610	122	55.3	left swing door	**SSC-SCBL-24**
22″	914	24″	610	122	55.3	right swing door	**SSC-SCBR-24**
22″	914	30″	762	172	78.0	double doors	**SSC-SCB-30**
22″	914	36″	914	181	82.1	double doors	**SSC-SCB-36**
22″	914	48″	1219	197	89.4	double doors	**SSC-SCB-48**



SSC-HCBL-18



SSC-HCBR-24



SSC-HCB-30

with Drawers

see spec sheet **EG03.01B**

FEATURES:
- Units with single-bank full-length drawers.
- Sitting Height - 29⅛″ *(740mm)* high.
- 22″ *(559mm)* depth.

Two 12″ (305mm) Drawers Per Unit

depth		width		weight		no. of	drawer height		
in	mm	in	mm	lbs.	kg	drawers	in.	mm	model #
22″	559	18″	457	112	50.8	2	12″	305	**SSC-SDB12-18**
22″	559	24″	610	137	62.1	2	12″	305	**SSC-SDB12-24**



SSC-SDB12-18

Four 6″ (152mm) Drawers Per Unit

depth		width		weight		no. of	drawer height		
in	mm	in	mm	lbs.	kg	drawers	in.	mm	model #
22″	559	18″	457	132	59.9	4	6″	152	**SSC-SDB6-18**
22″	559	24″	610	157	71.2	4	6″	152	**SSC-SDB6-24**



SSC-SDB6-18

Consult factory for pricing.

100 Industrial Boulevard, Clayton, DE 19938-8903 U.S.A.
Phone: 302-653-3000. Fax: 302-653-2065
http://www.eaglemhc.com

EAGLE MHC Division
Material Handling, Healthcare & Cleanroom Equipment

Base Units - Sitting Height Cabinets (continued)

with Door/Drawer Combination

see spec sheet **EG03.01C**

FEATURES:
- Units with door(s) and drawer(s).
- Sitting Height - 29⅛″ *(740mm)* high.
- 22″ *(559mm)* depth.

Units with 3″ (76mm) Drawers

depth in	depth mm	width in	width mm	weight lbs.	weight kg	no. of drawers	drawer height in.	drawer height mm	description	model #
22″	559	18″	457	117	53.1	2	3″	152	left swing door	**SSC-SDDLT3-18**
22″	559	18″	457	117	53.1	2	3″	152	right swing door	**SSC-SDDRT3-18**
22″	559	24″	610	142	64.4	2	3″	152	left swing door	**SSC-SDDLT3-24**
22″	559	24″	610	142	64.4	2	3″	152	right swing door	**SSC-SDDRT3-24**



SSC-SDDLT3-24



SSC-SDDRT3-24

Units with 6″ (152mm) Drawer

depth in	depth mm	width in	width mm	weight lbs.	weight kg	no. of drawers	drawer height in.	drawer height mm	description	model #
22″	559	18″	457	112	50.8	1	6″	152	left swing door	**SSC-SDDLT6-18**
22″	914	18″	457	112	50.8	1	6″	152	right swing door	**SSC-SDDRT6-18**
22″	914	24″	457	137	62.1	1	6″	152	left swing door	**SSC-SDDLT6-24**
22″	914	24″	610	137	62.1	1	6″	152	right swing door	**SSC-SDDRT6-24**



SSC-SDDLT6-18



SSC-SDDRT6-18

Sink Bases

see spec sheet **EG03.01D**

FEATURES:
- Units with hinged door(s).
- Sitting Height - 29⅛″ *(740mm)* high.
- Partial height back panel.
- 22″ *(559mm)* depth.

depth in	depth mm	width in	width mm	weight lbs.	weight kg	description	model #
22″	559	18″	457	97	44.0	left swing door	**SSC-SSBL-18**
22″	914	18″	457	97	44.0	right swing door	**SSC-SSBR-18**
22″	914	24″	610	122	55.3	left swing door	**SSC-SSBL-24**
22″	914	24″	610	122	55.3	right swing door	**SSC-SSBR-24**
22″	914	30″	762	172	78.0	double doors	**SSC-SSB-30**
22″	914	36″	914	181	82.1	double doors	**SSC-SSB-36**
22″	914	48″	1219	197	89.4	double doors	**SSC-SSB-48**
22″	559	56	1422	217	98.4	double doors	**SSC-SSB-56**
22″	559	58	1473	220	99.8	double doors	**SSC-SSB-58**



SSC-SSBL-24

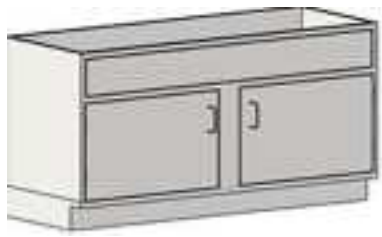

SSC-SSB-56

Angled Sink Bases

see spec sheet **EG03.01D**

FEATURES:
- Removable access panel at front
- Open design at rear for plumbing
- Mounts to adjacent freestanding base units

depth in	depth mm	width in	width mm	weight lbs.	weight kg	model #
22″	559	24″	610	49	22.2	**SSC-SSBA-24**
22″	559	30″	762	52	23.6	**SSC-SSBA-30**
22″	559	36″	914	56	25.4	**SSC-SSBA-36**
22″	559	48″	1219	65	29.5	**SSC-SSBA-48**



SSC-SSBA-18

Consult factory for pricing.

Base Fillers

Knee Space Apron Kits

see spec sheet **EG03.02A**

FEATURES:

- Ships knocked down.
- Mounts to adjacent freestanding bases.
- Kits with Drawer feature 3″ drawer assembly with wire pull.

depth		width		without Drawer weight			w/One 3″ Drawer weight		
in	mm	in.	mm	lbs.	kg	model #	lbs.	kg	model #
22″	559	24″	610	32	14.5	**SSC-KAK-24**	46	20.8	**SSC-KAK1D-24**
22″	559	30″	762	35	15.9	**SSC-KAK-30**	49	22.2	**SSC-KAK1D-30**
22″	559	36″	914	38	17.2	**SSC-KAK-36**	52	23.6	**SSC-KAK1D-36**
22″	559	48″	1219	41	18.5	**SSC-KAK-48**	55	25.0	**SSC-KAK1D-48**



Knee-Space Filler Panels

see spec sheet **EG03.02A**

FEATURES:

- 29⅛″ *(740mm)* Sitting or 35″ *(889mm)* Standing Height.
- For use with no apron above.



width		35″ Standing Height weight			29⅛″ Sitting Height weight		
in	mm	lbs.	kg	model #	lbs.	kg	model #
24″	610	20.0	9.1	**SSC-HKPL-24**	17.0	7.7	**SSC-SKPL-24**
30″	762	22.0	10.1	**SSC-HKPL-30**	18.5	8.6	**SSC-SKPL-30**
36″	914	24.0	10.9	**SSC-HKPL-36**	20.0	9.0	**SSC-SKPL-36**

Toe Fillers

see spec sheet **EG03.02A**

FEATURES:

- 29⅛″ *(740mm)* Sitting, 35″ *(889mm)* Standing Height, or 84″ *(2134mm)* Tall Height.



depth		width		35″ Standing Height weight			29⅛″ Sitting Height weight			84″ Tall Height weight		
in	mm	in.	mm	lbs.	kg	model #	lbs.	kg	model #	lbs.	kg	model #
1″	25	3″	76	1.0	0.5	**SSC-HTF-3**	0.9	0.5	**SSC-STF-3**	2.4	1.1	**SSC-TTF-3**
1″	25	6″	152	2.0	0.9	**SSC-HTF-6**	1.7	0.8	**SSC-STF-6**	4.8	2.2	**SSC-TTF-6**
1	25	12″	305	3.0	1.4	**SSC-HTF-12**	2.5	1.1	**SSC-STF-12**	9.6	4.4	**SSC-TTF-12**

Toe Scribes

see spec sheet **EG03.02A**

FEATURES:

- 29⅛″ *(740mm)* Sitting, 35″ *(889mm)* Standing Height, or 84″ *(2134mm)* Tall Height.



depth		width			35″ Standing Height weight			29⅛″ Sitting Height weight			84″ Tall Height weight		
in	mm	in.	mm	orientation	lbs.	kg	model #	lbs.	kg	model #	lbs.	kg	model #
1″	25	1″	25	left	1.0	0.5	**SSC-HTSL-1**	0.9	0.5	**SSC-STSL-1**	2.4	1.1	**SSC-TTSL-1**
1″	25	2″	51	left	1.5	0.7	**SSC-HTSL-2**	1.0	0.5	**SSC-STSL-2**	3.6	1.6	**SSC-TTSL-2**
1″	25	3″	76	left	2.0	0.9	**SSC-HTSL-3**	1.3	0.6	**SSC-STSL-3**	4.8	2.2	**SSC-TTSL-3**
1″	25	1″	25	right	1.0	0.5	**SSC-HTSR-1**	0.9	0.5	**SSC-STSR-1**	2.4	1.1	**SSC-TTSR-1**
1″	25	2″	51	right	1.5	0.7	**SSC-HTSR-2**	1.0	0.5	**SSC-STSR-2**	3.6	1.6	**SSC-TTSR-2**
1″	25	3″	76	right	2.0	0.9	**SSC-HTSR-3**	1.3	0.6	**SSC-STSR-3**	4.8	2.2	**SSC-TTSR-3**

Consult factory for pricing.

100 Industrial Boulevard, Clayton, DE 19938-8903 U.S.A.
Phone: 302-653-3000. Fax: 302-653-2065
http://www.eaglemhc.com

EAGLE MHC Division
Material Handling, Healthcare & Cleanroom Equipment

Base Fillers (continued)

Rear Filler Panels

see spec sheet **EG03.02B**

FEATURES:

- 29⅛″ *(740mm)* Sitting, 35″ *(889mm)* Standing Height, or 84″ *(2134mm)* Tall Height.

				35″ Standing Height			29⅛″ Sitting Height			84″ Tall Height		
depth		width		weight			weight			weight		
in	mm	in.	mm	lbs.	kg	model #	lbs.	kg	model #	lbs.	kg	model #
3″	76	6″	152	4.0	1.8	**SSC-HRFP-6**	3.0	1.4	**SSC-SRFP-6**	9.6	4.4	**SSC-TRFP-6**
3″	76	12″	305	5.0	2.3	**SSC-HRFP-12**	4.0	1.8	**SSC-SRFP-12**	14.4	6.5	**SSC-TRFP-12**



Rear Filler Scribes

see spec sheet **EG03.02B**

FEATURES:

- 29⅛″ *(740mm)* Sitting, 35″ *(889mm)* Standing Height, or 84″ *(2134mm)* Tall Height.

					35″ Standing Height			29⅛″ Sitting Height			84″ Tall Height		
depth		width			weight			weight			weight		
in	mm	in.	mm	orientation	lbs.	kg	model #	lbs.	kg	model #	lbs.	kg	model #
1″	25	1″	25	left	1.2	0.5	**SSC-HRFSL-1**	1.0	0.5	**SSC-SRFSL-1**	2.9	1.3	**SSC-TRFSL-1**
1″	25	2″	51	left	1.4	0.6	**SSC-HRFSL-2**	1.0	0.5	**SSC-SRFSL-2**	3.4	1.5	**SSC-TRFSL-2**
1″	25	3″	76	left	2.2	1.0	**SSC-HRFSL-3**	2.0	0.9	**SSC-SRFSL-3**	5.3	2.4	**SSC-TRFSL-3**
1″	25	6″	152	left	3.3	1.5	**SSC-HRFSL-6**	3.0	1.4	**SSC-SRFSL-6**	7.9	3.6	**SSC-TRFSL-6**
1″	25	1″	25	right	1.2	0.5	**SSC-HRFSR-1**	1.0	0.5	**SSC-SRFSR-1**	2.9	1.3	**SSC-TRFSR-1**
1″	25	2″	51	right	1.4	0.6	**SSC-HRFSR-2**	1.0	0.5	**SSC-SRFSR-2**	3.4	1.5	**SSC-TRFSR-2**
1″	25	3″	76	right	2.2	1.0	**SSC-HRFSR-3**	2.0	0.9	**SSC-SRFSR-3**	5.3	2.4	**SSC-TRFSR-3**
1″	25	6″	152	right	3.3	1.5	**SSC-HRFSR-6**	3.0	1.4	**SSC-SRFSR-6**	7.9	3.6	**SSC-TRFSR-6**



Corner Fillers

see spec sheet **EG03.02B**

FEATURES:

- 29⅛″ *(740mm)* Sitting, 35″ *(889mm)* Standing Height, or 84″ *(2134mm)* Tall Height.

				35″ Standing Height			29⅛″ Sitting Height			84″ Tall Height		
depth		width		weight			weight			weight		
in	mm	in.	mm	lbs.	kg	model #	lbs.	kg	model #	lbs.	kg	model #
1″	25	3″	76	2.0	0.9	**SSC-HCF-3**	1.5	0.7	**SSC-SCF-3**	4.8	2.2	**SSC-TCF-3**
1″	25	6″	152	3.0	1.4	**SSC-HCF-6**	2.5	1.1	**SSC-SCF-6**	7.2	3.3	**SSC-TCF-6**



Consult factory for pricing.

Upper Cabinets

Open Wall Cases

see spec sheet **EG03.03A**

depth		width		with Flat Top weight			with Sloped Top weight		
in	mm	in	mm	lbs.	kg	model #	lbs.	kg	model #
13″	330	18″	457	117	53.1	**SSC-WCO-1318**	132	59.9	**SSC-WCOST-1318**
13	330	24	610	123	55.8	**SSC-WCO-1324**	138	62.6	**SSC-WCOST-1324**
13	330	30	762	129	58.5	**SSC-WCO-1330**	144	65.3	**SSC-WCOST-1330**
13	330	36	914	141	63.9	**SSC-WCO-1336**	156	70.7	**SSC-WCOST-1336**
13	330	48	1219	165	74.8	**SSC-WCO-1348**	180	81.6	**SSC-WCOST-1348**
16	406	18	457	122	55.3	**SSC-WCO-1618**	137	62.1	**SSC-WCOST-1618**
16	406	24	610	128	58.0	**SSC-WCO-1624**	143	64.9	**SSC-WCOST-1624**
16	406	30	762	134	60.8	**SSC-WCO-1630**	149	67.6	**SSC-WCOST-1630**
16	406	36	914	146	66.2	**SSC-WCO-1636**	161	73.0	**SSC-WCOST-1636**
16	406	48	1219	170	77.1	**SSC-WCO-1648**	185	83.9	**SSC-WCOST-1648**

FEATURES:

- Open front.
- Two adjustable shelves.
- 31″ *(787mm)* height.
- 13″ *(330mm)* or 16″ *(406mm)* depth.

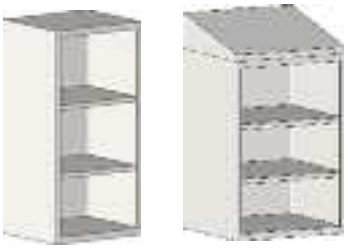

Solid Swinging Wall Cases

see spec sheet **EG03.03B**

with Flat Top

depth		width		weight			
in	mm	in	mm	lbs.	kg	description	model #
13″	330	18″	457	136	61.7	left swing door	**SSC-WCHL-1318**
13″	330	18″	457	136	61.7	right swing door	**SSC-WCHR-1318**
13″	330	24″	610	142	64.4	left swing door	**SSC-WCHL-1324**
13″	330	24″	610	142	64.4	right swing door	**SSC-WCHR-1324**
13″	330	30″	762	154	69.8	double doors	**SSC-WCH-1330**
13″	330	36″	914	172	78.0	double doors	**SSC-WCH-1336**
13″	330	48″	1219	208	94.3	double doors	**SSC-WCH-1348**
16″	406	18″	457	142	64.4	left swing door	**SSC-WCHL-1618**
16″	406	18	457	142	64.4	right swing door	**SSC-WCHR-1618**
16″	406	24″	610	148	67.1	left swing door	**SSC-WCHL-1624**
16″	406	24″	610	148	67.1	right swing door	**SSC-WCHR-1624**
16″	406	30″	762	160	72.6	double doors	**SSC-WCH-1630**
16″	406	36″	914	166	75.3	double doors	**SSC-WCH-1636**
16″	406	48″	1219	214	97.1	double doors	**SSC-WCH-1648**

with Sloped Top

depth		width		weight			
in	mm	in	mm	lbs.	kg	description	model #
13″	330	18″	457	156	70.7	left swing door	**SSC-WCHLST-1318**
13″	330	18″	457	156	70.7	right swing door	**SSC-WCHRST-1318**
13″	330	24″	610	162	73.5	left swing door	**SSC-WCHLST-1324**
13″	330	24″	610	162	73.5	right swing door	**SSC-WCHRST-1324**
13″	330	30″	762	174	78.9	double doors	**SSC-WCHST-1330**
13″	330	36″	914	192	87.1	double doors	**SSC-WCHST-1336**
13″	330	48″	1219	228	103.4	double doors	**SSC-WCHST-1348**
16″	406	18″	457	162	73.5	left swing door	**SSC-WCHLST-1618**
16″	406	18	457	162	73.5	right swing door	**SSC-WCHRST-1618**
16″	406	24″	610	168	76.2	left swing door	**SSC-WCHLST-1624**
16″	406	24″	610	168	76.2	right swing door	**SSC-WCHRST-1624**
16″	406	30″	762	180	81.6	double doors	**SSC-WCHST-1630**
16″	406	36″	914	186	84.4	double doors	**SSC-WCHST-1636**
16″	406	48″	1219	234	106.1	double doors	**SSC-WCHST-1648**

FEATURES:

- Full height solid hinged door(s).
- Two adjustable shelves.
- 31″ *(787mm)* height.
- 13″ *(330mm)* or 16″ *(406mm)* depth.



SSC-WCHL-1324



SSC-WCHR-1324



SSC-WCH-1348



SSC-WCHLST-1324



SSC-WCHRST-1324



SSC-WCHST-1330

Consult factory for pricing.

100 Industrial Boulevard, Clayton, DE 19938-8903 U.S.A.
Phone: 302-653-3000. Fax: 302-653-2065
http://www.eaglemhc.com

EAGLE MHC Division
Material Handling, Healthcare & Cleanroom Equipment

Upper Cabinets (continued)

Framed Glass Swinging Wall Cases

see spec sheet **EG03.03C**

FEATURES:

- Full height hinged door(s) with framed glass.
- Two adjustable shelves.
- 31″ *(787mm)* height.
- 13″ *(330mm)* or 16″ *(406mm)* depth.

with Flat Top

depth		width		weight			
in	mm	in	mm	lbs.	kg	description	model #
13″	330	18″	457	166	75.3	left swing door	**SSC-WCGHL-1318**
13″	330	18″	457	166	75.3	right swing door	**SSC-WCGHR-1318**
13″	330	24″	610	172	78.0	left swing door	**SSC-WCGHL-1324**
13″	330	24″	610	172	78.0	right swing door	**SSC-WCGHR-1324**
13″	330	30″	762	184	83.4	double doors	**SSC-WCGH-1330**
13″	330	36″	914	184	83.4	double doors	**SSC-WCGH-1336**
13″	330	48″	1219	202	91.6	double doors	**SSC-WCGH-1348**
16″	406	18″	457	172	78.0	left swing door	**SSC-WCGHL-1618**
16″	406	18″	457	172	78.0	right swing door	**SSC-WCGHR-1618**
16″	406	24″	610	178	80.7	left swing door	**SSC-WCGHL-1624**
16″	406	24″	610	178	80.7	right swing door	**SSC-WCGHR-1624**
16″	406	30″	762	160	72.6	double doors	**SSC-WCGH-1630**
16″	406	36″	914	166	75.3	double doors	**SSC-WCGH-1636**
16″	406	48″	1219	214	97.1	double doors	**SSC-WCGH-1648**



SSC-WCGHL-1324



SSC-WCGHR-1324



SSC-WCGH-1348

with Sloped Top

depth		width		weight			
in	mm	in	mm	lbs.	kg	description	model #
13″	330	18″	457	186	84.4	left swing door	**SSC-WCGHLST-1318**
13″	330	18″	457	186	84.4	right swing door	**SSC-WCGHRST-1318**
13″	330	24″	610	192	87.1	left swing door	**SSC-WCGHLST-1324**
13″	330	24″	610	192	87.1	right swing door	**SSC-WCGHRST-1324**
13″	330	30″	762	244	110.7	double doors	**SSC-WCGHST-1330**
13″	330	36″	914	222	100.7	double doors	**SSC-WCGHST-1336**
13″	330	48″	1219	158	71.7	double doors	**SSC-WCGHST-1348**
16″	406	18″	457	192	87.1	left swing door	**SSC-WCGHLST-1618**
16″	406	18″	457	192	87.1	right swing door	**SSC-WCGHRST-1618**
16″	406	24″	610	198	89.8	left swing door	**SSC-WCGHLST-1624**
16″	406	24″	610	198	89.8	right swing door	**SSC-WCGHRST-1624**
16″	406	30″	762	210	95.2	double doors	**SSC-WCGHST-1630**
16″	406	36″	914	216	98.0	double doors	**SSC-WCGHST-1636**
16″	406	48″	1219	264	119.7	double doors	**SSC-WCGHST-1648**



SSC-WCGHLST-1324



SSC-WCGHRST-1324



SSC-WCGHST-1630

Consult factory for pricing.

Tall Cabinets

Open Tall Cases

see spec sheet **EG03.04A**

depth		width		with Flat Top weight			with Sloped Top weight		
in	mm	in	mm	lbs.	kg	model #	lbs.	kg	model #
18″	457	24″	610	263	119.3	**SSC-TOB-1824**	283	128.3	**SSC-TOBST-1824**
18″	457	30″	762	293	132.9	**SSC-TOB-1830**	313	142.0	**SSC-TOBST-1830**
18″	457	36″	914	301	136.5	**SSC-TOB-1836**	321	145.6	**SSC-TOBST-1836**
18″	457	48″	1219	331	150.1	**SSC-TOB-1848**	351	159.2	**SSC-TOBST-1848**
24″	610	24″	610	338	153.3	**SSC-TOB-2424**	358	162.4	**SSC-TOBST-2424**
24″	610	30″	762	368	166.9	**SSC-TOB-2430**	388	176.0	**SSC-TOBST-2430**
24″	610	36″	914	413	187.3	**SSC-TOB-2436**	433	196.4	**SSC-TOBST-2436**
24″	610	48″	1219	443	200.9	**SSC-TOB-2448**	463	210.0	**SSC-TOBST-2448**

FEATURES:

- Open front.
- Five adjustable shelves.
- 84″ *(2134mm)* height.
- 18″ *(457mm)* or 24″ *(610mm)* depth.



Solid Swinging Tall Cases

see spec sheet **EG03.04B**

FEATURES:

- Full height solid hinged door(s).
- Five adjustable shelves.
- 84″ *(2134mm)* height.
- 18″ *(457mm)* or 24″ *(610mm)* depth.

with Flat Top

depth		width		weight			
in	mm	in	mm	lbs.	kg	description	model #
18″	457	24″	610	343	64.4	left swing door	**SSC-TCBL-1824**
18″	457	24″	610	343	64.4	right swing door	**SSC-TCBR-1824**
18″	457	30″	762	381	69.8	double doors	**SSC-TCB-1830**
18″	457	36″	914	413	78.0	double doors	**SSC-TCB-1836**
18″	457	48″	1219	418	94.3	double doors	**SSC-TCB-1848**
24″	610	24″	610	373	67.1	left swing door	**SSC-TCBL-2424**
24″	610	24″	610	373	67.1	right swing door	**SSC-TCBR-2424**
24″	610	30″	762	448	72.6	double doors	**SSC-TCB-2430**
24″	610	36″	914	493	75.3	double doors	**SSC-TCB-2436**
24″	610	48″	1219	523	97.1	double doors	**SSC-TCB-2448**

with Sloped Top

depth		width		weight			
in	mm	in	mm	lbs.	kg	description	model #
18″	457	24″	610	363	164.6	left swing door	**SSC-TCBSTL-1824**
18″	457	24″	610	363	164.6	right swing door	**SSC-TCBSTR-1824**
18″	457	30″	762	401	181.9	double doors	**SSC-TCBST-1830**
18″	457	36″	914	431	195.5	double doors	**SSC-TCBST-1836**
18″	457	48″	1219	438	198.6	double doors	**SSC-TCBST-1848**
24″	610	24″	610	393	178.2	left swing door	**SSC-TCBSTL-2424**
24″	610	24″	610	393	178.2	right swing door	**SSC-TCBSTR-2424**
24″	610	30″	762	468	212.2	double doors	**SSC-TCBST-2430**
24″	610	36″	914	513	232.7	double doors	**SSC-TCBST-2436**
24″	610	48″	1219	543	246.3	double doors	**SSC-TCBST-2448**



SSC-TCBL-1824



SSC-TCBR-1824



SSC-TCB-1830



SSC-TCBSTL-1824



SSC-TCBSTR-1824



SSC-TCBST-1830

Consult factory for pricing.

100 Industrial Boulevard, Clayton, DE 19938-8903 U.S.A.
Phone: 302-653-3000. Fax: 302-653-2065
http://www.eaglemhc.com

EAGLE MHC Division
Material Handling, Healthcare & Cleanroom Equipment

Tall Cabinets (continued)



Framed Glass Swinging Tall Cases

see spec sheet **EG03.04C**

FEATURES:

- Full height hinged door(s) with framed glass.
- Five adjustable shelves.
- 84″ *(2134mm)* height.
- 18″ *(457mm)* or 24″ *(610mm)* depth.

with Flat Top

depth in	depth mm	width in	width mm	weight lbs.	weight kg	description	model #
18″	457	24″	610	443	200.9	left swing door	**SSC-TCBGL-1824**
18″	457	24″	610	443	200.9	right swing door	**SSC-TCBGR-1824**
18″	457	30″	762	481	218.1	double doors	**SSC-TCBG-1830**
18″	457	36″	914	481	218.1	double doors	**SSC-TCBG-1836**
18″	457	48″	1219	518	234.9	double doors	**SSC-TCBG-1848**
24″	610	24″	610	473	214.5	left swing door	**SSC-TCBGL-2424**
24″	610	24″	610	473	214.5	right swing door	**SSC-TCBGR-2424**
24″	610	30″	762	548	248.5	double doors	**SSC-TCBG-2430**
24″	610	36″	914	593	268.9	double doors	**SSC-TCBG-2436**
24″	610	48″	1219	623	282.5	double doors	**SSC-TCBG-2448**

with Sloped Top

depth in	depth mm	width in	width mm	weight lbs.	weight kg	description	model #
18″	457	24″	610	463	210.0	left swing door	**SSC-TCBGLST-1824**
18″	457	24″	610	463	210.0	right swing door	**SSC-TCBGRST-1824**
18″	457	30″	762	501	227.2	double doors	**SSC-TCBGST-1830**
18″	457	36″	914	531	240.8	double doors	**SSC-TCBGST-1836**
18″	457	48″	1219	538	244.0	double doors	**SSC-TCBGST-1848**
24″	610	24″	610	493	223.6	left swing door	**SSC-TCBGLST-2424**
24″	610	24″	610	493	223.6	right swing door	**SSC-TCBGRST-2424**
24″	610	30″	762	568	257.6	double doors	**SSC-TCBGST-2430**
24″	610	36″	914	613	278.0	double doors	**SSC-TCBGST-2436**
24″	610	48″	1219	643	291.6	double doors	**SSC-TCBGST-2448**


SSC-TCBGL-1818


SSC-TCBGR-1824


SSC-TCBG-1830


SSC-TCBGLST-1824


SSC-TCBGRST-1824


SSC-TCBGST-1830

Consult factory for pricing.

Vertical Storage Cabinets

see spec sheet **EG04.11**



vertical storage cabinet with flat top

Note: Custom sizes, glass doors, locks, and additional shelves available upon request. Please contact factory for pricing on these options.

FEATURES:

- Type 304 stainless steel construction.
- Four (4) adjustable intermediate shelves.
- Hinged doors with wire-style pulls.
- Stationary units feature stainless steel legs with 1″ *(25mm)* adjustable bullet feet.
- Mobile "-CPB" units include 5″ *(127mm)*-diameter swivel/brake casters with poly tread.

depth in	depth mm	width in.	width mm		with Flat Top: height in.	height mm	weight lbs.	weight kg	model #	with Sloped Top: height in.	height mm	weight llbs.	weight kg	model #
18″	457	36″	914	stationary	72″	1829	416	188.7	**SSC-TSC-1836**	77″	1956	419	190.0	**SSC-TSCST-1836**
18″	457	48″	1219	stationary	72″	1829	490	222.3	**SSC-TSC-1848**	77″	1956	495	224.5	**SSC-TSCST-1848**
24″	610	36″	914	stationary	72″	1829	458	207.7	**SSC-TSC-2436**	77″	1956	461	209.1	**SSC-TSCST-2436**
24″	610	48″	1219	stationary	72″	1829	539	244.5	**SSC-TSC-2448**	77″	1956	545	247.2	**SSC-TSCST-2448**
24″	610	36″	914	mobile	72″	1829	462	209.6	**SSC-TSC-2436-CPB**	78″	1981	465	210.9	**SSC-TSCST-2436-CPB**
24″	610	48″	1219	mobile	72″	1829	543	246.3	**SSC-TSC-2448-CPB**	78″	1981	549	249.0	**SSC-TSCST-2448-CPB**

Bench Frames

Model Number Configuration



#SSC-HT-2460 shown

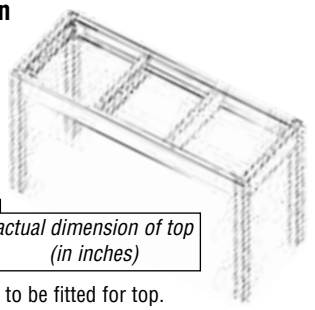

Model Number: **SSC** - **HT** - **2460**

- **SSC** — *stainless steel casework*
- **HT** — *"HT" = Standing Height "ST" = Sitting Height*
- **2460** — *actual dimension of top (in inches)*

Note: Allow 1″ overhang from each side of table frame to be fitted for top.

Standard Bench Frames

see spec sheet **EG03.05A**

FEATURES:

- Standing and Sitting-Height models available.
- 22″ *(559mm)* or 28″ *(712mm)* depth.

depth in	depth mm	width in	width mm	35″ Standing Height: weight lbs.	weight kg	model #	29⅛″ Sitting Height: weight lbs.	weight kg	model #
22″	559	22″	559	50	22.7	**SSC-HT-2424**	48	21.8	**SSC-ST-2424**
22″	559	28″	711	55	24.9	**SSC-HT-2430**	53	24.0	**SSC-ST-2430**
22″	559	34″	864	60	27.2	**SSC-HT-2436**	58	26.3	**SSC-ST-2436**
22″	559	40″	1016	65	29.5	**SSC-HT-2442**	63	28.6	**SSC-ST-2442**
22″	559	46″	1168	70	31.7	**SSC-HT-2448**	68	30.8	**SSC-ST-2448**
22″	559	58″	1473	78	35.4	**SSC-HT-2460**	76	34.5	**SSC-ST-2460**
22″	559	64″	1626	84	38.1	**SSC-HT-2466**	82	37.2	**SSC-ST-2466**
22″	559	70″	1778	90	40.8	**SSC-HT-2472**	88	39.9	**SSC-ST-2472**
28″	711	22″	559	55	24.9	**SSC-HT-3024**	53	24.0	**SSC-ST-3024**
28″	711	28″	711	58	26.3	**SSC-HT-3030**	56	25.4	**SSC-ST-3030**
28″	711	34″	864	65	29.5	**SSC-HT-3036**	63	28.6	**SSC-ST-3036**
28″	711	40″	1016	70	31.7	**SSC-HT-3042**	68	30.8	**SSC-ST-3042**
28″	711	46″	1168	75	34.0	**SSC-HT-3048**	73	33.1	**SSC-ST-3048**
28″	711	58″	1473	84	38.1	**SSC-HT-3060**	82	37.2	**SSC-ST-3060**
28″	711	64″	1626	91	41.3	**SSC-HT-3066**	89	40.4	**SSC-ST-3066**
28″	711	70″	1778	98	44.4	**SSC-HT-3072**	96	43.5	**SSC-ST-3072**



Consult factory for pricing.

100 Industrial Boulevard, Clayton, DE 19938-8903 U.S.A.
Phone: 302-653-3000. Fax: 302-653-2065
http://www.eaglemhc.com

EAGLE MHC Division
Material Handling, Healthcare & Cleanroom Equipment

Bench Frames with Drawers

with One Drawer

see spec sheet **EG03.05B**

FEATURES:
- Standing and Sitting-Height models available.
- 22″ *(559mm)* or 28″ *(712mm)* depth.

depth		width		35″ Standing Height weight			29⅛″ Sitting Height weight		
in	mm	in	mm	lbs.	kg	model #	lbs.	kg	model #
22″	559	22″	559	50	22.7	**SSC-HT1D-2424**	48	21.8	**SSC-ST1D-2424**
22″	559	28″	711	55	24.9	**SSC-HT1D-2430**	53	24.0	**SSC-ST1D-2430**
22″	559	34″	864	60	27.2	**SSC-HT1D-2436**	58	26.3	**SSC-ST1D-2436**
22″	559	40″	1016	65	29.5	**SSC-HT1D-2442**	63	28.6	**SSC-ST1D-2442**
22″	559	46″	1168	70	31.7	**SSC-HT1D-2448**	68	30.8	**SSC-ST1D-2448**
22″	559	58″	1473	78	35.4	**SSC-HT1D-2460**	76	34.5	**SSC-ST1D-2460**
22″	559	64″	1626	84	38.1	**SSC-HT1D-2466**	82	37.2	**SSC-ST1D-2466**
22″	559	70″	1778	90	40.8	**SSC-HT1D-2472**	88	39.9	**SSC-ST1D-2472**
28″	711	22″	559	55	24.9	**SSC-HT1D-3024**	53	24.0	**SSC-ST1D-3024**
28″	711	28″	711	58	26.3	**SSC-HT1D-3030**	56	25.4	**SSC-ST1D-3030**
28″	711	34″	864	65	29.5	**SSC-HT1D-3036**	63	28.6	**SSC-ST1D-3036**
28″	711	40″	1016	70	31.7	**SSC-HT1D-3042**	68	30.8	**SSC-ST1D-3042**
28″	711	46″	1168	75	34.0	**SSC-HT1D-3048**	73	33.1	**SSC-ST1D-3048**
28″	711	58″	1473	84	38.1	**SSC-HT1D-3060**	82	37.2	**SSC-ST1D-3060**
28″	711	64″	1626	91	41.3	**SSC-HT1D-3066**	89	40.4	**SSC-ST1D-3066**
28″	711	70″	1778	98	44.4	**SSC-HT1D-3072**	96	43.5	**SSC-ST1D-3072**



with Two Drawers

see spec sheet **EG03.05C**

FEATURES:
- Standing and Sitting-Height models available.
- 22″ *(559mm)* or 28″ *(712mm)* depth.

depth		width		35″ Standing Height weight			29⅛″ Sitting Height weight		
in	mm	in	mm	lbs.	kg	model #	lbs.	kg	model #
22″	559	22″	559	50	22.7	**SSC-HT2D-2424**	48	21.8	**SSC-ST2D-2424**
22″	559	28″	711	55	24.9	**SSC-HT2D-2430**	53	24.0	**SSC-ST2D-2430**
22″	559	34″	864	60	27.2	**SSC-HT2D-2436**	58	26.3	**SSC-ST2D-2436**
22″	559	40″	1016	65	29.5	**SSC-HT2D-2442**	63	28.6	**SSC-ST2D-2442**
22″	559	46″	1168	70	31.7	**SSC-HT2D-2448**	68	30.8	**SSC-ST2D-2448**
22″	559	58″	1473	78	35.4	**SSC-HT2D-2460**	76	34.5	**SSC-ST2D-2460**
22″	559	64″	1626	84	38.1	**SSC-HT2D-2466**	82	37.2	**SSC-ST2D-2466**
22″	559	70″	1778	90	40.8	**SSC-HT2D-2472**	88	39.9	**SSC-ST2D-2472**
28″	711	22″	559	55	24.9	**SSC-HT2D-3024**	53	24.0	**SSC-ST2D-3024**
28″	711	28″	711	58	26.3	**SSC-HT2D-3030**	56	25.4	**SSC-ST2D-3030**
28″	711	34″	864	65	29.5	**SSC-HT2D-3036**	63	28.6	**SSC-ST2D-3036**
28″	711	40″	1016	70	31.7	**SSC-HT2D-3042**	68	30.8	**SSC-ST2D-3042**
28″	711	46″	1168	75	34.0	**SSC-HT2D-3048**	73	33.1	**SSC-ST2D-3048**
28″	711	58″	1473	84	38.1	**SSC-HT2D-3060**	82	37.2	**SSC-ST2D-3060**
28″	711	64″	1626	91	41.3	**SSC-HT2D-3066**	89	40.4	**SSC-ST2D-3066**
28″	711	70″	1778	98	44.4	**SSC-HT2D-3072**	96	43.5	**SSC-ST2D-3072**



Consult factory for pricing.

Stainless Steel Countertops





stainless steel countertops fabricated to drawings indicating backsplash height, raised edge and field condition requirements

- 16 or 14 gauge, type 304 or 316 stainless steel. Other gauges and types of stainless available to meet the function and chemical resistant demands of highly specialized labs.
- Standard front edge Square or Box Marine, unless otherwise specified. See *detail 1* on next page.
- Back and end splashes are manufactured per specification. See *details 2 & 3* on next page. All working surfaces and sink bowls have coved sanitary horizontal and vertical corners.
- Either a mechanical hairline seam or field welded joint available per your specifications.
  Maximum length without seam is 144˝ if no end splash. Length is reduced by 5½˝ for each end splash that may be required.
- Fabricated sink bowls available in most any size and depth with single or multiple compartments.
- For backsplash mounted faucets, splash will need to be at least 2˝ deep for plumbing access, holes for deck mounted faucets are typically centered 1½˝ from the edge of sink bowl.
- Both L-shaped and U-shaped tops are available per your drawings.
  - Corners are mitered and factory welded.
  - Maximum size without field joint provisions is 96˝ x 96˝ to fit into standard trailer for ground shipment.
- Countertops have stainless steel reinforcing hat channels. Sound deadening tape is factory installed. Top support options include National Sanitation Foundation (NSF)-listed sprayed latex sound deadening and marine grade plywood backing with white laminate facing.
- Standard packaging is wood reinforced cardboard and is included in the cost. Should full crating be required, it too will be included in the cost.





100 Industrial Boulevard, Clayton, DE 19938-8903 U.S.A.
Phone: 302-653-3000. Fax: 302-653-2065
http://www.eaglemhc.com

EAGLE MHC Division
Material Handling, Healthcare & Cleanroom Equipment

Stainless Steel Countertops

see spec sheet EG04.12

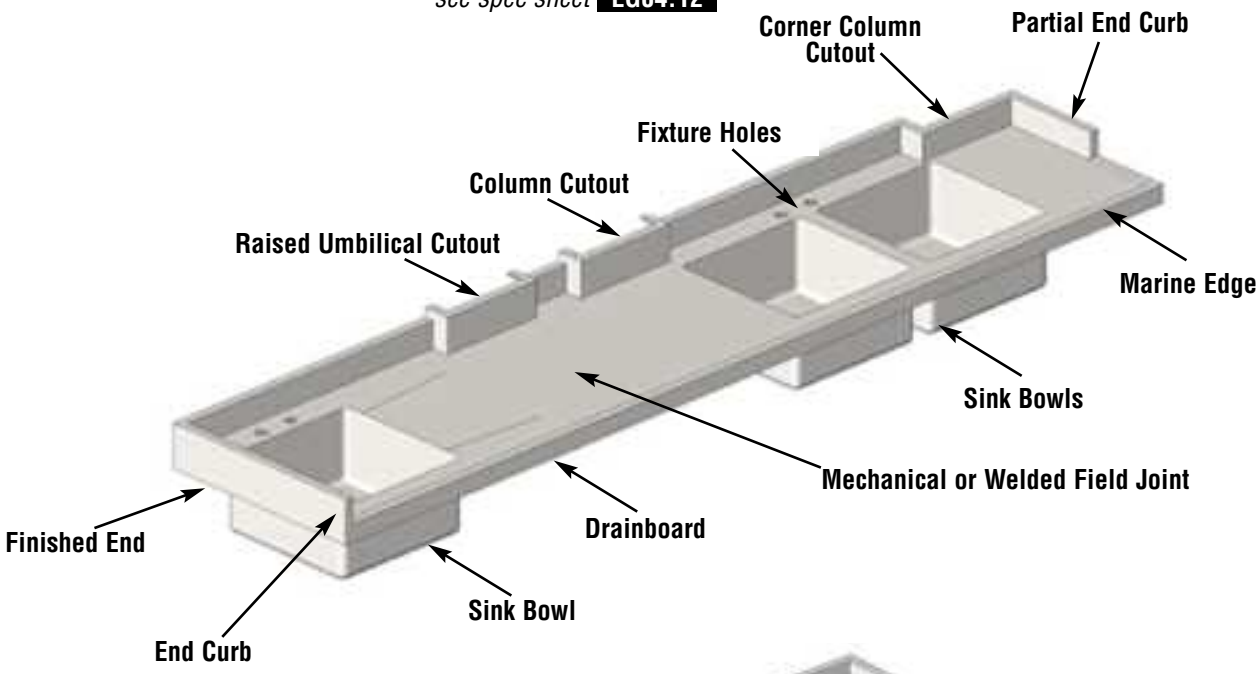

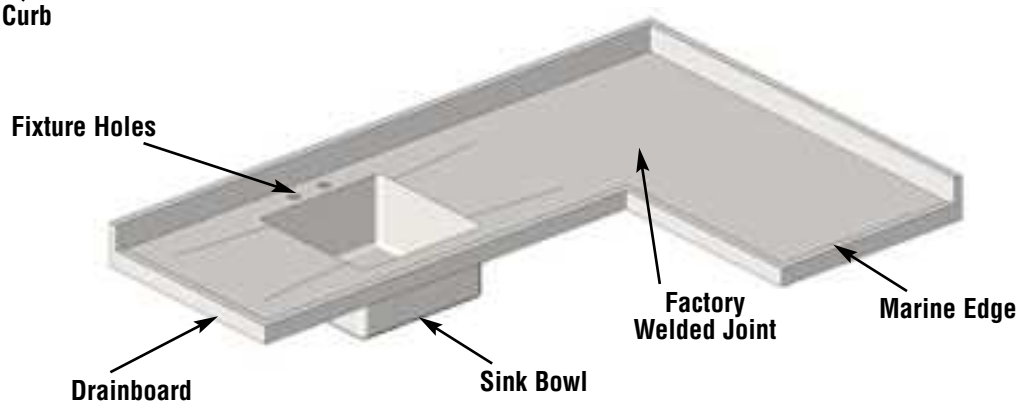

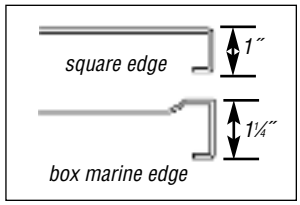

detail 1: edges

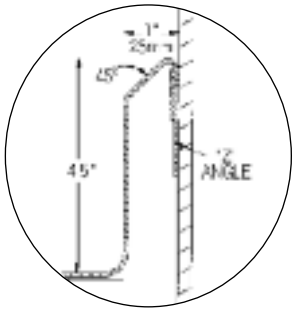

detail 2:
example of a 4½″ backsplash with 45° return
(backsplash built to specification)

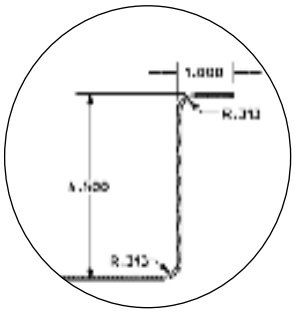

detail 3:
example of a 4½″ backsplash with 90° return
(backsplash built to specification)

NOTE: – Drawings to be submitted for approval prior to fabrication using the latest version of AutoCad software. They will be emailed in Adobe Acrobat format (.pdf) unless specified otherwise. AutoCad files (.dwg) are available upon request.
– Complete field welding and finishing services are available at additional expense.

Pegboards

see spec sheet **EG03.06**

FEATURES:

- Heavy gauge 304 stainless steel construction
- Comes standard with 6″ white polymer pegs
- 4″ integral drip trough
- All drip troughs come with 36″ long clear flexible drain tubing
- Wall mounting bracket included



width		height		weight			
in	mm	in	mm	lbs.	kg	no. of pegs	model #
18″	457	24″	610	13	5.9	15	**SSC-PB1824-4**
24″	610	18″	457	15	6.8	16	**SSC-PB2418-4**
24″	610	24″	610	17	7.7	20	**SSC-PB2424-4**
24″	610	30″	762	23	10.4	32	**SSC-PB2430-4**
24″	610	36″	914	25	11.3	40	**SSC-PB2436-4**
30″	762	24″	610	23	10.4	25	**SSC-PB3024-4**
30″	762	30″	762	25	11.3	50	**SSC-PB3030-4**
30″	762	36″	914	25	11.3	40	**SSC-PB3036-4**
36″	914	24″	610	25	11.3	30	**SSC-PB3624-4**
36″	914	30″	762	26	11.8	60	**SSC-PB3630-4**
36″	914	36″	914	27	12.2	66	**SSC-PB3636-4**
48″	1219	24″	610	26	11.8	40	**SSC-PB3624-4**
48″	1219	30″	762	28	12.7	48	**SSC-PB3630-4**
48″	1219	36″	914	30	13.6	88	**SSC-PB3636-4**

Options for Pegboards

description	weight		model #
	lbs.	kg	
10-pack of pegs	4	1.8	**SSC-PB-6PEG**
10-pack of hole covers	4	1.8	**SSC-PB-BLANK**

Consult factory for pricing.

100 Industrial Boulevard, Clayton, DE 19938-8903 U.S.A.
Phone: 302-653-3000. Fax: 302-653-2065
http://www.eaglemhc.com

EAGLE MHC Division
Material Handling, Healthcare & Cleanroom Equipment

SpecFAB® Custom Capabilities

Custom Equipment Manufactured to Your Specifications!



CUSTOM APPLICATIONS COMPRISED OF SPECIALLY FABRICATED, STAINLESS STEEL EQUIPMENT OR PRE-FAB MODULAR COMPONENTS, OR A COMBINATION OF BOTH, WORK THEIR WAY QUICKLY THROUGH A SIMPLE YET SOPHISTICATED DESIGN, APPROVAL AND FABRICATION PROCESS. EQUIPMENT BUILT TO YOUR EXACT SPECIFICATIONS, PRE-WIRED AND PRE-PLUMBED (IF APPLICABLE), IS SHIPPED WITH SHORTER LEAD TIMES AND AT A LOWER OVERALL COST.



Manufacturing Capabilities:

- Engineering and design assistance.
- Room layouts provided.
- Standard and custom built stainless products.
- Small to large order capacities.
- Designed and built to industry standards.
- Quality controlled throughout process.
- In-house equipment capabilities and standard products provide ***economical*** solutions.
- Electropolishing services.





Eagle's SpecFAB® Division was formed to fill the gap between standard equipment and high-cost "wish-and-wait" highly customized equipment. SpecFAB® provides a way to short-cut the design and fabrication process. Depending on our customer's needs, we can build custom configurations from scratch or we can design pre-fab modular components. Having this flexibility means we can deliver custom equipment faster and at a lower cost. There's more that separates SpecFAB® from other custom equipment providers – its investment in the most sophisticated manufacturing systems means that each and every custom piece is consistent. We can make multiple pieces with repeat precision.

With SpecFAB®, you get quality custom equipment, built to your specifications and delivered to you fast – at affordable prices. The process begins with our staff of professional designers who analyze your idea, your needs and your budget. We create many of our custom configurations from superior pre-fab modular components. In this way we custom-fit an custom-build equipment while passing along important cost-efficiencies to you.

Design Services for Carts, Work Flow, and Room Layouts

Shelf-Select™

*A **no-cost** design and layout service for wire shelving products.*

Provide us with…

- Dimensions of the space available
- Number of shelves required per unit
- Post heights
- Indicate stationary, mobile or high-density
- Any additional pertinent storage requirements

And we'll provide you with…

- **Plan View**
  Shelving systems layout makes the most efficient utilization of your available space.
- **Perspective View**
  Illustrates the proposed equipment assembled in the available space. A great tool for presentation which reduces field assembly time provided to your installer.
- **Quote**
  Includes model numbers, net prices and shipping weights for all components in specified job.



plan view

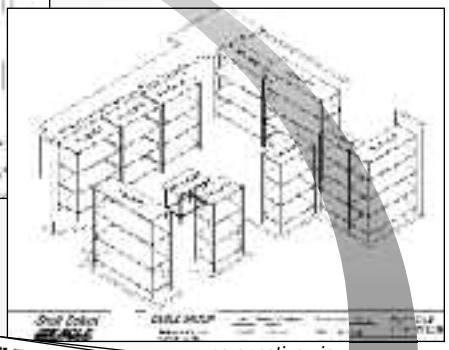
perspective view



quote



SPACE Planning

Since joining the Revit® community in late 2012, Eagle has been working diligently to create our Revit® content library of catalog items. You can access Eagle's Revit® library through our website—www.eaglemhc.com—which features a link on the homepage which takes you directly to our offering in the KCL library.



Contact us…

If you are interested in a model that is not yet available via our website, please contact us via email at: revit@eaglegrp.com

Please include the following information with your request, if applicable:

- Contact information
- Project name
- Requested timeline
- Deliverable media
- Custom or standard (include Model #)
- Plans and/or specifications related
- Special considerations
- Revit version (2014-2017 available)

100 Industrial Boulevard, Clayton, DE 19938-8903 U.S.A.
Phone: 302-653-3000. Fax: 302-653-2065
http://www.eaglemhc.com

NOTES

100 Industrial Boulevard, Clayton, DE 19938-8903 U.S.A.
Phone: 302-653-3000. Fax: 302-653-2065
http://www.eaglemhc.com

EAGLE MHC Division
Material Handling, Healthcare & Cleanroom Equipment

Accessories/Components

Hangers & Hanger Bar Kits 128-129
Polymer Stem Casters 129
Posts, Electropolished 129
Replacement Garment Hanger Tubes ..129

adjusTable® Work Surface Systems

adjusTable® Work Surface Systems 136-137
with Cantilevered Overhead System 138-139
with Wire Overshelf System 140-141

Freestanding Gowning Racks

with Hanger Rail.....126
with Wire Shelving Components 127

Workstations

Mobile Computer Workstations 135
Workstations 135

More Cleanroom/Lab Equipment

Cleanroom Tables 132-134
Gowning Benches 130-131
Roll Bag Dispensers.....142
Shoe Racks 143
Stainless Steel Countertops 144-145
Vertical Storage Cabinets 143
Wall Mounted Gowning Racks 128



NEW

Breath/Safety Shields

See pages 269-273

- A variety of styles to choose from, including countertop, bolted-on, and ceiling-mounted shields.
- All shields feature 1˝ *(25mm)* radius corners.
- All models constructed of durable 7/32˝ *(6mm)* Plexiglas®.
- Custom sizes available upon request.

Freestanding Gowning Racks with Hanger Rail

see spec sheet **EG04.01A**



single gowning rack – facilitating hangers to be non-removable*



*double gowning rack – facilitating hangers * to be removable*



cantilevered gowning rack – facilitating hangers to be removable*

** hangers shown sold separately*

FEATURES:

- Stainless steel construction offers a non-contaminating surface that eliminates particle shedding.
- Electropolished models feature electrochemically passivated surfaces for the most demanding requirements.
- *75˝ (1905mm)* height.
- Hanger slots are standard 3˝ *(76mm)* centers, but other center configurations are available.

Notes: All models use open loop hangers—sold separately. See page 128.

Prices do not include hangers.

25% upcharge to change slot spacing from standard.

Casters not available for these units.

Designed for efficient storage of garments in the cleanroom.

Single Rack Models

	length		weight		cu	number of	for Non-Removable Hangers				for Removable Hangers			
							stainless steel		electropolished		stainless steel		electropolished	
	in.	mm	lbs.	kg	ft	hanger slots	model #	list	model #	list	model #	list	model #	list
24˝ width (610mm)	48˝	1219	40	18.1	15.0	15	S2448-SGRN	3373	EP2448-SGRN	4051	S2448-SGRR	2924	EP2448-SGRR	3586
	60˝	1524	45	20.4	15.0	19	S2460-SGRN	3448	EP2460-SGRN	4388	S2460-SGRR	2983	EP2460-SGRR	3890
	72˝	1829	50	22.7	15.0	23	S2472-SGRN	3504	EP2472-SGRN	4543	S2472-SGRR	3060	EP2472-SGRR	4062
	84˝	2134	55	24.9	17.5	27	S2484-SGRN	3757	EP2484-SGRN	4796	S2484-SGRR	3287	EP2484-SGRR	4291

Double Rack Models

	length		weight		cu	number of	for Non-Removable Hangers				for Removable Hangers			
							stainless steel		electropolished		stainless steel		electropolished	
	in.	mm	lbs.	kg	ft	hanger slots	model #	list	model #	list	model #	list	model #	list
24˝ width (610mm)	48˝	1219	59	26.7	15.0	32	S2448-DGRN	5046	EP2448-DGRN	6330	S2448-DGRR	4575	EP2448-DGRR	5656
	60˝	1524	68	30.8	15.0	40	S2460-DGRN	5251	EP2460-DGRN	6756	S2460-DGRR	4852	EP2460-DGRR	6031
	72˝	1829	77	34.9	15.0	48	S2472-DGRN	5481	EP2472-DGRN	7186	S2472-DGRR	5009	EP2472-DGRR	6415
	84˝	2134	86	39.0	17.5	56	S2484-DGRN	5722	EP2484-DGRN	7440	S2484-DGRR	5253	EP2484-DGRR	6643

Cantilevered Rack Models

	length		weight		cu	number of	for Non-Removable Hangers				for Removable Hangers			
							stainless steel		electropolished		stainless steel		electropolished	
	in.	mm	lbs.	kg	ft	hanger slots	model #	list	model #	list	model #	list	model #	list
24˝ width (610mm)	48˝	1219	45	20.4	15.0	16	S2448-CGRN	3373	EP2448-CGRN	4051	S2448-CGRR	2924	EP2448-CGRR	3586
	60˝	1524	50	22.7	15.0	20	S2460-CGRN	3448	EP2460-CGRN	4388	S2460-CGRR	2983	EP2460-CGRR	3890
	72˝	1829	55	24.9	15.0	24	S2472-CGRN	3504	EP2472-CGRN	4543	S2472-CGRR	3060	EP2472-CGRR	4062
	84˝	2134	60	27.2	17.5	28	S2484-CGRN	3756	EP2484-CGRN	4796	S2484-CGRR	3287	EP2484-CGRR	4291

100 Industrial Boulevard, Clayton, DE 19938-8903 U.S.A.
Phone: 302-653-3000. Fax: 302-653-2065
http://www.eaglemhc.com

EAGLE MHC Division
Material Handling, Healthcare & Cleanroom Equipment

EAGLE offers gowning racks that incorporate wire shelving components with specially designed gown storage options. They offer a more economical rack option in less demanding environments in chrome plated steel as well as electropolished stainless steel models.

Freestanding Gowning Racks with Wire Shelving Components

see spec sheet **EG04.01B**

FEATURES:

- 86″ *(2184mm)* height.
- Wire shelf features QuadTruss® Design. Patent #5,390,803.

Note: See each model for spacing centers.
25% upcharge to change slot spacing from standard.

with Hanger Slots

- Hanger slots on standard 2½″ *(64mm)* centers.
- Custom spacing available.
- Prices do not include hangers – see page 128 for optional hangers.

	length		weight		cubic	number of	electropolished		chrome	
	in.	mm	lbs.	kg	feet	hanger slots	model #	list	model #	list
24″ width *(610mm)*	48″	1219	30	13.6	5.4	17	**EP2448-GR**	1690	**C2448-GR**	701
	60″	1524	37	16.8	6.5	22	**EP2460-GR**	2016	**C2460-GR**	791
	72″	1829	40	18.1	7.0	27	**EP2472-GR**	2363	**C2472-GR**	900



*gowning rack – freestanding with hanger slots**

Optional Keeper Bars for above Gowning Racks

- Makes hangers non-removable.

length		number of	electropolished		chrome	
in.	mm	hanger slots	model #	list	model #	list
48″	1219	17	**KB48-EP**	103	**KB48-C**	85
60″	1524	22	**KB60-EP**	114	**KB60-C**	95
72″	1829	27	**KB72-EP**	128	**KB72-C**	104

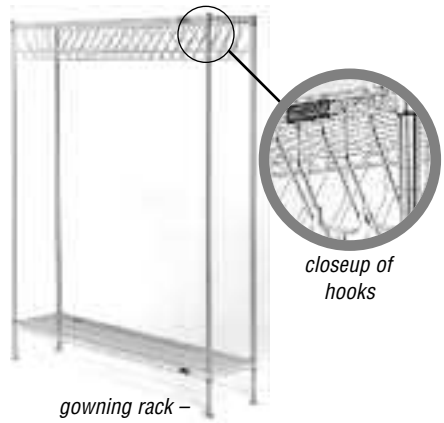

closeup of hooks

with Hooks

- Hooks welded on all four shelf sides are spaced on 1½″ *(38mm)* centers and are staggered 1″ *(25mm)* vertically hook-to-hook for ease of access.

	length		weight		cubic	number of	electropolished		chrome	
	in.	mm	lbs.	kg	feet	hooks	model #	list	model #	list
14″ width *(356mm)*	48″	1219	56	25.4	5.4	72	**EP1448-GRH**	3346	**C1448-GRH**	1659
	60″	1524	68	30.8	6.5	88	**EP1460-GRH**	3998	**C1460-GRH**	1728
	72″	1829	80	36.3	7.0	104	**EP1472-GRH**	4870	**C1472-GRH**	2073

gowning rack – freestanding with hooks

with Hanger Tube

- 1″ *(25mm)* diameter tubular bar which easily mounts to underside of wire shelf.
- Facilitates laminar flow.
- See page 129 for replacement garment hanger tubes.

	length		weight		cubic	stainless steel		chrome	
	in.	mm	lbs.	kg	feet	model #	list	model #	list
24″ width *(610mm)*	48″	1219	27	12.2	5.4	**S2448-GRT**	1216	**C2448-GRT**	482
	60″	1524	34	15.4	6.5	**S2460-GRT**	1328	**C2460-GRT**	524
	72″	1829	37	16.7	7.0	**S2472-GRT**	1470	**C2472-GRT**	592

Convenient for storage of lab coats, uniforms and garments.

Weight Capacity: 50 lbs.



*gowning rack – freestanding with hanger tube**

** hangers shown sold separately*

Wall Mounted Gowning Racks

see spec sheet **EG04.08**

FEATURES:

- Open wire top shelf for laminar flow. Features QuadTruss® Design. Patent #5,390,803.
- Hangers are not included.

Note: See bottom of this page for optional hangers available.

When space management is critical, EAGLE offers three wall mounted options for garment storage.



gowning rack – wall mounted with optional hangers

with Hanger Slots

- Hanger slots on 2½″ *(64mm)* centers. Prices do not include hangers.

	length		weight		cubic	number of	electropolished		chrome	
	in.	mm	lbs.	kg	feet	hanger slots	model #	list	model #	list
24″ width *(610mm)*	48″	1219	19	8.6	1.4	17	**EP2448-WGR**	1333	**C2448-WGR**	538
	60″	1524	24	10.9	1.7	22	**EP2460-WGR**	1627	**C2460-WGR**	652
	72″	1829	29	13.2	2.0	27	**EP2472-WGR**	1952	**C2472-WGR**	749

Optional Keeper Bars for above Gowning Racks

- Makes hangers non-removable.

length		number of	electropolished		chrome	
in.	mm	hanger slots	model #	list	model #	list
48″	1219	17	**KB48-EP**	103	**KB48-C**	85
60″	1524	22	**KB60-EP**	114	**KB60-C**	95
72″	1829	27	**KB72-EP**	128	**KB72-C**	104



gowning rack – wall mounted with hooks

with Hooks

- Hooks welded on 1½″ *(38mm)* centers.

	length		weight		cubic	number of	electropolished		chrome	
	in.	mm	lbs.	kg	feet	hooks	model #	list	model #	list
14″ width *(356mm)*	48″	1219	21	9.5	1.4	30	**EP1448-WGRH**	1730	**C1448-WGRH**	755
	60″	1524	27	12.2	1.7	38	**EP1460-WGRH**	2062	**C1460-WGRH**	869
	72″	1829	31	14.1	2.0	46	**EP1472-WGRH**	2478	**C1472-WGRH**	1057



wall mounted tubular gowning rack

with Hanger Tube

- See page 129 for replacement garment hanger tubes.

	length		weight		cubic	electropolished		chrome	
	in.	mm	lbs.	kg	feet	model #	list	model #	list
18″ width *(457mm)*	48″	1219	17	7.7	1.4	**S1848-WGRT**	676	**C1848-WGRT**	282
	60″	1524	22	10.0	1.7	**S1860-WGRT**	776	**C1860-WGRT**	302
	72″	1829	27	12.2	2.0	**S1872-WGRT**	906	**C1872-WGRT**	324

Hangers

see spec sheet **EG04.06**

Note: For freestanding or wall mounted gowning racks, removable or non-removable models *(pages 126-128)*.

(•) MTS *(made to stock)* / ( ) MTO *(made to order)*

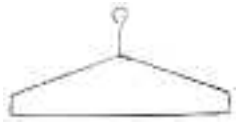

closed loop hanger

			Open Loop Hangers						Closed Loop Hangers					
weight		cu	chrome		stainless steel		electropolished		chrome		stainless steel		electropolished	
lbs.	kg	ft	model #	list	model #	list	model #	list	model #	list	model #	list	model #	list
0.4	0.2	0.3	**OLH-C** •	18	**OLH-S** •	25	**OLH-EP**	29	**CLH-C**	18	**CLH-S**	25	**CLH-EP**	27

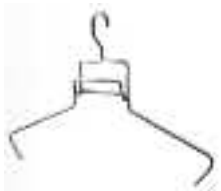

2-Piece Hangers

weight		cu	chrome		stainless steel		electropolished	
lbs.	kg	ft	model #	list	model #	list	model #	list
0.5	0.2	0.3	**TPH-C**	58	**TPH-S**	67	**TPH-EP**	76

- Use with non-removable hanger rack models.
- Top component affixed to gowning rack, while bottom component is removable for convenient mounting of the garment.
- These hangers discourage removal from the gowning area.

100 Industrial Boulevard, Clayton, DE 19938-8903 U.S.A.
Phone: 302-653-3000. Fax: 302-653-2065
http://www.eaglemhc.com

EAGLE MHC Division
Material Handling, Healthcare & Cleanroom Equipment

Accessories

Hanger Bar Kits

see spec sheet **EG04.06**



FEATURES:

- For use with 2-piece and open loop hangers.
- Retrofits existing shelving into freestanding or wall mounted gowning racks.
- 24″ *(610mm)* wide shelves only.
- Hanger slots on standard 2½″ *(64mm)* centers.
- Custom spacing available.
- Prices do not include hangers.

Note: For freestanding or wall mounted gowning racks, removable or non-removable models (*pages 126-128*).

length		weight		cu	number of	electropolished		stainless steel		chrome	
in.	mm	lbs.	kg	ft	hanger slots	model #	list	model #	list	model #	list
48″	1219	7.0	3.2	0.8	17	**HBK-48EP**	443	**HBK-48S**	368	**HBK-48C**	304
60″	1524	9.5	4.3	1.2	22	**HBK-60EP**	494	**HBK-60S**	409	**HBK-60C**	349
72″	1829	12.0	5.4	1.6	27	**HBK-72EP**	517	**HBK-72S**	453	**HBK-72C**	388

Replacement Garment Hanger Tubes

see spec sheet **EG04.07**

length		weight		cubic	chrome		stainless steel	
in.	mm	lbs.	kg	feet	model #	list	model #	list
24″	610	1.5	0.7	0.1	**CH24**	48	**CH24-S**	105
30″	762	1.7	0.8	0.1	**CH30**	52	**CH30-S**	108
36″	914	2.2	1.0	0.1	**CH36**	55	**CH36-S**	112
42″	1067	2.7	1.2	0.1	**CH42**	56	**CH42-S**	116
48″	1219	3.2	1.5	0.1	**CH48** •	58	**CH48-S**	120
54″	1372	3.5	1.6	0.2	**CH54**	61	**CH54-S**	134
60″	1524	3.8	1.7	0.2	**CH60**	65	**CH60-S**	146
72″	1929	4.7	2.1	0.2	**CH72**	68	**CH72-S**	153

Weight Capacity: 50 lbs.

Note: Mounts onto 18″, 21″, and 24″ *(457, 533, and 610mm)* wide shelves only.

For freestanding or wall mounted gowning racks with hanger tubes *(pages 127 & 128)*.

(•) MTS *(made to stock)* / ( ) MTO *(made to order)*



garment hanger tube

Electropolished Posts

see spec sheet **EG04.07**



stationary post

Stationary posts come standard with electropolished foot plates.

post height		weight		cu	…Stationary		…Mobile	
in.	mm	lbs.	kg	ft	model #	list	model #	list
33″	383	2.0	0.9	0.4	**P33-EPS**	88	**CP33-EPS**	88
54″	1372	3.0	1.4	0.4	**P54-EPS**	117	**CP54-EPS**	117
63″	1600	3.5	1.6	0.4	**P63-EPS**	127	**CP63-EPS**	127
74″	1880	4.0	1.8	0.5	**P74-EPS**	143	**CP74-EPS**	143
86″	2184	5.0	2.3	0.5	**P86-EPS**	156	**CP86-EPS**	156

Polymer Stem Casters

see spec sheets **EG01.05** **EG04.07**

- Stainless steel axle.
- Zinc-plated stem.
- Polymer horn.
- Polyurethane wheel.

Note: For use with mobile posts *(see above)*.

(•) MTS *(made to stock)* / ( ) MTO *(made to order)*

type	type of bearing	capacity		wheel diameter		wheel face		weight		cu	model #	list
		lbs.	kg	in.	mm	in.	mm	lbs.	kg	ft		
stem/swivel	delrin	250	113.4	5″	127	1¼″	32	2.0	0.9	0.1	**CPSS5-250** •	99
stem/brake	delrin	250	113.4	5″	127	1¼″	32	2.0	0.9	0.1	**CPSB5-250** •	122



These casters offer total corrosion resistance.

Note: These casters are not autoclave.

Stainless Steel Caster Cradle®

see product announcement **EG8108M**



PATENTED!
(patent #US 8,678,335 B2)

FEATURES:

- The only caster stabilizing device with a patented uniform circular design (patent #US 8,678,335 B2) that allows for approach from any angle.
- Units are secured to the floor where the casters are to be centered.

description	model #	list/pkg
quantity of 2 per package	**CC-S-2**	120
quantity of 10 per package	**CC-S-10**	477
quantity of 60 per package	**CC-S-60**	2675

EL Series Heavy Duty Solid Gowning Benches

see spec sheet **EG04.13**

FEATURES:

- 14 gauge type 304 stainless steel.
- Available with welded or adjustable h-frame or 4-sided frame.
- Hat channel on underside of seat.
- Stainless steel legs and foot plates.
- 17″ *(432mm)* overall height.



…with adjustable 4-sided frame and two optional shelf sections



heavy duty gowning bench with welded H-frame

Optional Shelf Section

10″ x 12″ *(254 x 305mm)*. For units with 4-sided frame only.



model	list
ELGB-TRAY	81

…with Adjustable Frame

	length in.	length mm	weight lbs.	weight kg	cubic feet	4-SIDED FRAME model #	4-SIDED FRAME list	H-FRAME BASE model #	H-FRAME BASE list
16″ width *(406mm)*	36″	914	33	15.0	2.6	**ELGB1636-4**	1728	**ELGB1636-H**	1787
	48″	1219	40	18.1	3.5	**ELGB1648-4**	1819	**ELGB1648-H**	1863
	60″	1524	47	21.3	2.5	**ELGB1660-4**	2856	**ELGB1660-H**	1984
	72″	1829	54	24.5	3.0	**ELGB1672-4**	2883	**ELGB1672-H**	2012

…with Welded Frame

	length in.	length mm	weight lbs.	weight kg	cubic feet	4-SIDED FRAME model #	4-SIDED FRAME list	H-FRAME BASE model #	H-FRAME BASE list
16″ width *(406mm)*	36″	914	36	16.3	6.8	**ELGB1636-4W**	2176	**ELGB1636-HW**	2235
	48″	1219	43	19.5	9.0	**ELGB1648-4W**	2266	**ELGB1648-HW**	2310
	60″	1524	50	22.7	11.3	**ELGB1660-4W**	3303	**ELGB1660-HW**	2430
	72″	1829	57	25.9	13.5	**ELGB1672-4W**	3331	**ELGB1672-HW**	2459

100 Industrial Boulevard, Clayton, DE 19938-8903 U.S.A.
Phone: 302-653-3000. Fax: 302-653-2065
http://www.eaglemhc.com

EAGLE MHC Division
Material Handling, Healthcare & Cleanroom Equipment

Standard Gowning Benches

see spec sheet **EG04.03**

FEATURES:

- Flanged stainless foot plates for convenient attachment to the floor.
- Available in brushed finish 304 stainless steel or electropolished finish.

(•) MTS *(made to stock)* / ( ) MTO *(made to order)*

Solid

- 14 gauge type 304 stainless steel seat.
- Front and rear feature a rolled edge, with ends turned down at 90˚.
- Shipped knocked-down.
- 17˝ *(432mm)* overall height.

Hold up to 500 lbs.!

	length		weight		cubic	electropolished		stainless steel	
	in.	mm	lbs.	kg	feet	model #	list	model #	list
9˝ width *(229mm)*	36˝	914	26	11.8	5.8	**CRB0936EP**	1725	**CRB0936**	1334
	48˝	1219	32	14.5	8.2	**CRB0948EP**	1815	**CRB0948**	1401
	60˝	1524	39	17.6	11.0	**CRB0960EP**	2034	**CRB0960**	1497
	72˝	1829	46	20.9	14.6	**CRB0972EP**	2200	**CRB0972**	1627
12˝ width *(305mm)*	24˝	610	24	10.9	2.2	**CRB1224EP**	1822	**CRB1224**	1424
	36˝	914	30	13.6	2.5	**CRB1236EP**	1822	**CRB1236•**	1424
	48˝	1219	40	18.1	3.4	**CRB1248EP**	1915	**CRB1248•**	1496
	60˝	1524	50	22.7	3.6	**CRB1260EP**	2103	**CRB1260•**	1563
	72˝	1829	60	27.2	4.3	**CRB1272EP***	2273	**CRB1272*•**	1697
	84˝	2134	70	31.8	5.2	**CRB1284EP***	2349	**CRB1284***	1767

* Comes with six legs.



#CRB0948

#CRB1284

Wire

- Four (4) 18˝ *(457mm)* legs with foot plates.
- One (1) three-sided channel frame.
- One (1) wire shelf featuring QuadTruss® Design (patent #5,390,803).

	length		weight		cubic	chrome		stainless steel	
	in.	mm	lbs.	kg	feet	model #	list	model #	list
14˝ width *(356mm)*	36˝	914	15	6.8	0.5	**W1436-GBC**	354	**W1436-GBS**	1063
	48˝	1219	19	8.6	0.7	**W1448-GBC**	390	**W1448-GBS**	1180
	60˝	1524	25	11.3	0.9	**W1460-GBC**	425	**W1460-GBS**	1232
	72˝	1829	30	13.6	1.1	**W1472-GBC**	446	**W1472-GBS**	1306



An economical gowning bench using wire shelving components that offers 62% laminar flow.

Ideal for less demanding environments, or during construction as the room is brought into clean.

Gowning Benches with Standard Undershelf…

- Designated seat, legs, foot plates, and one wire undershelf *(additional wire undershelves and dividers are optional).*
- 72˝ *(1829mm)* units have six legs.
- Standard undershelf for all 72˝ *(1829mm)* units consists of two #1436S wire shelves with S-hooks.
- All wire undershelves are 14˝ *(356mm)*-wide and feature QuadTruss® Design (patent #5,390,803).
- 19˝ *(483mm)* overall height.

Seats hold up to 500 lbs.!

…with Perforated Seat

¾˝ *(19mm)* perforations on 1˝ *(25mm)* center.

	length		weight		cubic	electropolished		stainless steel	
	in.	mm	lbs.	kg	feet	model #	list	model #	list
18˝ width *(457mm)*	36˝	914	38	17.2	4.4	**PCRB1836EP**	2753	**PCRB1836**	2213
	48˝	1219	43	19.5	5.7	**PCRB1848EP**	2900	**PCRB1848**	2330
	60˝	1524	49	22.0	7.1	**PCRB1860EP**	3191	**PCRB1860**	2471
	72˝	1829	55	24.9	8.5	**PCRB1872EP**	3444	**PCRB1872**	2667

…with Solid Seat

	length		weight		cubic	electropolished		stainless steel	
	in.	mm	lbs.	kg	feet	model #	list	model #	list
18˝ width *(457mm)*	36˝	914	38	17.2	4.4	**CRB1836EP**	2445	**CRB1836**	1920
	48˝	1219	43	19.5	5.7	**CRB1848EP**	2572	**CRB1848**	2023
	60˝	1524	49	22.0	7.1	**CRB1860EP**	2827	**CRB1860**	2141
	72˝	1829	55	25.0	8.5	**CRB1872EP**	3052	**CRB1872**	2315



gowning bench with standard undershelf and perforated seat, shown with additional undershelf and dividers

Options for Gowning Benches with Undershelf

Dividers — 4˝ high.

model	list
SD14-4S	70

Additional Undershelves*

model	list
1436S•*	263
1448S•	324
1460S•	412

* 72˝ *(1829mm)*-long benches require two #1436S undershelves and two **#A200012** S-hooks (**$3 List** ea.).

Cleanroom Tables with Flat Top—Stainless

see spec sheets **EG04.02A** *and* **EG04.02B**

All tables feature brushed stainless steel finish.

Please note: Cleanroom Tables are not eligible for returns.

FEATURES:

- Available with solid or perforated top, with C-Frame, H-Frame, or undershelf base.
- All tops are 14 gauge type 304* stainless.
- Perforated tops *(¾˝-dia. holes on 1˝ center).* allow for 40% laminar flow, depending on size.
- Shipped knocked down, reducing freight costs and the potential for freight damage.
- 35½˝ overall height.

* To upgrade to **316 stainless steel construction**, add suffix "**-316**" (ex: CRT3060T-C-**316**) with 35% upcharge.

"CRT" Series tables – Solid top with choice of:

- Knocked down stainless steel C-frame
- Knocked down stainless steel H-frame
- Solid stainless steel fixed undershelf.

For Optional Casters and Glides, see page 134.

	length		weight		cu	C-FRAME BASE		H-FRAME BASE		UNDERSHELF BASE	
	in.	mm	lb.	kg	ft	model #	list	model #	list	model #	list
24˝ width (610mm)	24˝	610	40	18.1	2.9	**CRT2424T-C**	1659	**CRT2424T-H**	1659	**CRT2424T-US**	2073
	36˝	914	50	22.7	3.5	**CRT2436T-C**	1843	**CRT2436T-H**	1843	**CRT2436T-US**	2304
	48˝	1219	60	27.3	4.6	**CRT2448T-C**	1926	**CRT2448T-H**	1926	**CRT2448T-US**	2406
	60˝	1524	68	30.9	5.7	**CRT2460T-C**	2002	**CRT2460T-H**	2002	**CRT2460T-US**	2503
	72˝	1829	86	39.1	6.9	**CRT2472T-C**	2276	**CRT2472T-H**	2276	**CRT2472T-US**	2844
	84˝	2134	90	40.9	7.9	**CRT2484T-C**	2748	**CRT2484T-H**	2748	**CRT2484T-US**	3437
	96˝	2438	111	50.5	9.1	**CRT2496T-C**	2937	**CRT2496T-H**	2937	**CRT2496T-US**	3670
30˝ width (762mm)	30˝	762	42	19.1	2.9	**CRT3030T-C**	1684	**CRT3030T-H**	1684	**CRT3030T-US**	2105
	36˝	914	52	23.6	3.5	**CRT3036T-C**	1872	**CRT3036T-H**	1872	**CRT3036T-US**	2340
	48˝	1219	65	29.5	4.6	**CRT3048T-C**	1944	**CRT3048T-H**	1944	**CRT3048T-US**	2430
	60˝	1524	76	34.5	5.7	**CRT3060T-C**	2218	**CRT3060T-H**	2218	**CRT3060T-US**	2774
	72˝	1829	89	40.5	6.9	**CRT3072T-C**	2412	**CRT3072T-H**	2412	**CRT3072T-US**	3015
	84˝	2134	101	45.9	7.9	**CRT3084T-C**	2858	**CRT3084T-H**	2858	**CRT3084T-US**	3573
	96˝	2438	122	55.5	9.1	**CRT3096T-C**	3055	**CRT3096T-H**	3055	**CRT3096T-US**	3819
36˝ width (914mm)	36˝	914	60	27.3	4.4	**CRT3636T-C**	1940	**CRT3636T-H**	1940	**CRT3636T-US**	2425
	48˝	1219	73	33.2	5.5	**CRT3648T-C**	2040	**CRT3648T-H**	2040	**CRT3648T-US**	2549
	60˝	1524	85	38.6	6.8	**CRT3660T-C**	2583	**CRT3660T-H**	2583	**CRT3660T-US**	3230
	72˝	1829	100	45.5	8.1	**CRT3672T-C**	2801	**CRT3672T-H**	2801	**CRT3672T-US**	3502
	84˝	2134	116	52.7	9.5	**CRT3684T-C**	2989	**CRT3684T-H**	2989	**CRT3684T-US**	3737
	96˝	2438	135	61.4	10.8	**CRT3696T-C**	3277	**CRT3696T-H**	3277	**CRT3696T-US**	4098



with solid top and C-frame



with perforated top and H-frame

"CRPT" Series – Perforated top *(¾˝-dia. holes on 1˝ center)* with choice of:

- Knocked down stainless steel H-frame
- Knocked down stainless steel C-frame
- Perforated stainless steel fixed undershelf *(¾˝-dia. holes on 1˝ center)*

For Optional Casters and Glides, see page 134.

	length		weight		cu	C-FRAME BASE		H-FRAME BASE		UNDERSHELF BASE	
	in.	mm	lb.	kg	ft	model #	list	model #	list	model #	list
24˝ width (610mm)	24˝	610	30	13.6	2.9	**CRPT2424T-C**	1892	**CRPT2424T-H**	1892	**CRPT2424T-US**	2365
	36˝	914	40	18.1	3.5	**CRPT2436T-C**	2225	**CRPT2436T-H**	2225	**CRPT2436T-US**	2782
	48˝	1219	50	22.7	4.6	**CRPT2448T-C**	2602	**CRPT2448T-H**	2602	**CRPT2448T-US**	3253
	60˝	1524	58	26.3	5.7	**CRPT2460T-C**	2811	**CRPT2460T-H**	2811	**CRPT2460T-US**	3512
	72˝	1829	76	34.5	6.9	**CRPT2472T-C**	3599	**CRPT2472T-H**	3599	**CRPT2472T-US**	4500
	84˝	2134	80	36.3	7.9	**CRPT2484T-C**	3988	**CRPT2484T-H**	3988	**CRPT2484T-US**	4986
	96˝	2438	101	45.8	9.1	**CRPT2496T-C**	5187	**CRPT2496T-H**	5187	**CRPT2496T-US**	6485
30˝ width (762mm)	30˝	762	32	14.5	2.9	**CRPT3030T-C**	1965	**CRPT3030T-H**	1965	**CRPT3030T-US**	2457
	36˝	914	42	19.1	3.5	**CRPT3036T-C**	2315	**CRPT3036T-H**	2315	**CRPT3036T-US**	2895
	48˝	1219	55	24.9	4.6	**CRPT3048T-C**	2686	**CRPT3048T-H**	2686	**CRPT3048T-US**	3357
	60˝	1524	66	29.9	5.7	**CRPT3060T-C**	2903	**CRPT3060T-H**	2903	**CRPT3060T-US**	3630
	72˝	1829	79	35.8	6.9	**CRPT3072T-C**	3610	**CRPT3072T-H**	3610	**CRPT3072T-US**	4512
	84˝	2134	91	41.3	7.9	**CRPT3084T-C**	4304	**CRPT3084T-H**	4304	**CRPT3084T-US**	5381
	96˝	2438	112	50.8	9.1	**CRPT3096T-C**	5317	**CRPT3096T-H**	5317	**CRPT3096T-US**	6647
36˝ width (914mm)	36˝	914	50	22.7	4.4	**CRPT3636T-C**	2430	**CRPT3636T-H**	2430	**CRPT3636T-US**	3039
	48˝	1219	63	28.6	5.5	**CRPT3648T-C**	2765	**CRPT3648T-H**	2765	**CRPT3648T-US**	3456
	60˝	1524	75	34.0	6.8	**CRPT3660T-C**	3212	**CRPT3660T-H**	3212	**CRPT3660T-US**	4015
	72˝	1829	90	40.8	8.1	**CRPT3672T-C**	3634	**CRPT3672T-H**	3634	**CRPT3672T-US**	4543
	84˝	2134	106	48.1	9.5	**CRPT3684T-C**	4341	**CRPT3684T-H**	4341	**CRPT3684T-US**	5425
	96˝	2438	125	56.7	10.8	**CRPT3696T-C**	5453	**CRPT3696T-H**	5453	**CRPT3696T-US**	6814

Optional Base Frames available for Cleanroom Tables

The following options are not included in the table price. Contact Customer Service for pricing.

For CRT and CRPT Series tables only:

- Welded construction C-frame.
- Welded construction H-frame.

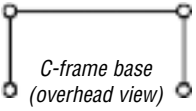

C-frame base (overhead view)

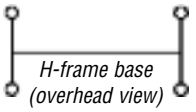

H-frame base (overhead view)

100 Industrial Boulevard, Clayton, DE 19938-8903 U.S.A.
Phone: 302-653-3000. Fax: 302-653-2065
http://www.eaglemhc.com

EAGLE MHC Division
Material Handling, Healthcare & Cleanroom Equipment

Cleanroom Tables with Backsplash—Stainless

see spec sheets **EG04.02E** *and* **EG04.02F**

All tables feature brushed stainless steel finish.

Please note: Cleanroom Tables are not eligible for returns.

FEATURES:

- Available with solid or perforated top, with C-Frame, H-Frame, or undershelf base.
- All tops are 14 gauge type 304* stainless.
- Perforated tops *(¾˝-dia. holes on 1˝ center).* allow for 40% laminar flow, depending on size.
- 4½˝ *(114mm)* backsplash.
- Shipped knocked down.
- 35½˝ overall height.

* To upgrade to **316 stainless steel construction**, add suffix "**-316**" (ex: CRT3060T-C-**316**) with 35% upcharge.

"**CRT**" Series tables – Solid top with 4½˝ backsplash, with choice of:

- Knocked down stainless steel C-frame
- Knocked down stainless steel H-frame
- Solid stainless steel fixed undershelf.

	length		weight		cu	C-FRAME BASE		H-FRAME BASE		UNDERSHELF BASE	
	in.	mm	lb.	kg	ft	model #	list	model #	list	model #	list
24˝ width *(610mm)*	24˝	610	40	18.1	2.9	**CRT2424T-C-BS**	1909	**CRT2424T-H-BS**	1909	**CRT2424T-US-BS**	2385
	36˝	914	50	22.7	3.5	**CRT2436T-C-BS**	2119	**CRT2436T-H-BS**	2119	**CRT2436T-US-BS**	2649
	48˝	1219	60	27.3	4.6	**CRT2448T-C-BS**	2214	**CRT2448T-H-BS**	2214	**CRT2448T-US-BS**	2768
	60˝	1524	68	30.9	5.7	**CRT2460T-C-BS**	2302	**CRT2460T-H-BS**	2302	**CRT2460T-US-BS**	2880
	72˝	1829	86	39.1	6.9	**CRT2472T-C-BS**	2618	**CRT2472T-H-BS**	2618	**CRT2472T-US-BS**	3271
	84˝	2134	90	40.9	7.9	**CRT2484T-C-BS**	3160	**CRT2484T-H-BS**	3160	**CRT2484T-US-BS**	3952
	96˝	2438	111	50.5	9.1	**CRT2496T-C-BS**	3376	**CRT2496T-H-BS**	3376	**CRT2496T-US-BS**	4220
30˝ width *(762mm)*	30˝	762	42	19.1	2.9	**CRT3030T-C-BS**	1937	**CRT3030T-H-BS**	1937	**CRT3030T-US-BS**	2422
	36˝	914	52	23.6	3.5	**CRT3036T-C-BS**	2153	**CRT3036T-H-BS**	2153	**CRT3036T-US-BS**	2690
	48˝	1219	65	29.5	4.6	**CRT3048T-C-BS**	2237	**CRT3048T-H-BS**	2237	**CRT3048T-US-BS**	2795
	60˝	1524	76	34.5	5.7	**CRT3060T-C-BS**	2552	**CRT3060T-H-BS**	2552	**CRT3060T-US-BS**	3190
	72˝	1829	89	40.5	6.9	**CRT3072T-C-BS**	2774	**CRT3072T-H-BS**	2774	**CRT3072T-US-BS**	3468
	84˝	2134	101	45.9	7.9	**CRT3084T-C-BS**	3287	**CRT3084T-H-BS**	3287	**CRT3084T-US-BS**	4110
	96˝	2438	122	55.5	9.1	**CRT3096T-C-BS**	3513	**CRT3096T-H-BS**	3513	**CRT3096T-US-BS**	4391
36˝ width *(914mm)*	36˝	914	60	27.3	4.4	**CRT3636T-C-BS**	2231	**CRT3636T-H-BS**	2231	**CRT3636T-US-BS**	2788
	48˝	1219	73	33.2	5.5	**CRT3648T-C-BS**	2345	**CRT3648T-H-BS**	2345	**CRT3648T-US-BS**	2931
	60˝	1524	85	38.6	6.8	**CRT3660T-C-BS**	2970	**CRT3660T-H-BS**	2970	**CRT3660T-US-BS**	3715
	72˝	1829	100	45.5	8.1	**CRT3672T-C-BS**	3222	**CRT3672T-H-BS**	3222	**CRT3672T-US-BS**	4027
	84˝	2134	116	52.7	9.5	**CRT3684T-C-BS**	3438	**CRT3684T-H-BS**	3438	**CRT3684T-US-BS**	4297
	96˝	2438	135	61.4	10.8	**CRT3696T-C-BS**	3769	**CRT3696T-H-BS**	3769	**CRT3696T-US-BS**	4712

For Optional Casters and Glides, see page 134.

"**CRPT**" Series – Perforated top *(¾˝-dia. holes on 1˝ center)* with 4½˝ backsplash, with choice of:

- Knocked down stainless steel H-frame
- Knocked down stainless steel C-frame
- Perforated stainless steel fixed undershelf *(¾˝-dia. holes on 1˝ center)*

	length		weight		cu	C-FRAME BASE		H-FRAME BASE		UNDERSHELF BASE	
	in.	mm	lb.	kg	ft	model #	list	model #	list	model #	list
24˝ width *(610mm)*	24˝	610	30	13.6	2.9	**CRPT2424T-C-BS**	2176	**CRPT2424T-H-BS**	2176	**CRPT2424T-US-BS**	2718
	36˝	914	40	18.1	3.5	**CRPT2436T-C-BS**	2559	**CRPT2436T-H-BS**	2559	**CRPT2436T-US-BS**	3200
	48˝	1219	50	22.7	4.6	**CRPT2448T-C-BS**	2992	**CRPT2448T-H-BS**	2992	**CRPT2448T-US-BS**	3741
	60˝	1524	58	26.3	5.7	**CRPT2460T-C-BS**	3231	**CRPT2460T-H-BS**	3231	**CRPT2460T-US-BS**	4039
	72˝	1829	76	34.5	6.9	**CRPT2472T-C-BS**	4139	**CRPT2472T-H-BS**	4139	**CRPT2472T-US-BS**	5175
	84˝	2134	80	36.3	7.9	**CRPT2484T-C-BS**	4587	**CRPT2484T-H-BS**	4587	**CRPT2484T-US-BS**	5734
	96˝	2438	101	45.8	9.1	**CRPT2496T-C-BS**	5965	**CRPT2496T-H-BS**	5965	**CRPT2496T-US-BS**	7456
30˝ width *(762mm)*	30˝	762	32	14.5	2.9	**CRPT3030T-C-BS**	2259	**CRPT3030T-H-BS**	2259	**CRPT3030T-US-BS**	2826
	36˝	914	42	19.1	3.5	**CRPT3036T-C-BS**	2662	**CRPT3036T-H-BS**	2662	**CRPT3036T-US-BS**	3329
	48˝	1219	55	24.9	4.6	**CRPT3048T-C-BS**	3089	**CRPT3048T-H-BS**	3089	**CRPT3048T-US-BS**	3861
	60˝	1524	66	29.9	5.7	**CRPT3060T-C-BS**	3339	**CRPT3060T-H-BS**	3339	**CRPT3060T-US-BS**	4174
	72˝	1829	79	35.8	6.9	**CRPT3072T-C-BS**	4151	**CRPT3072T-H-BS**	4151	**CRPT3072T-US-BS**	5188
	84˝	2134	91	41.3	7.9	**CRPT3084T-C-BS**	4949	**CRPT3084T-H-BS**	4949	**CRPT3084T-US-BS**	6188
	96˝	2438	112	50.8	9.1	**CRPT3096T-C-BS**	6115	**CRPT3096T-H-BS**	6115	**CRPT3096T-US-BS**	7644
36˝ width *(914mm)*	36˝	914	50	22.7	4.4	**CRPT3636T-C-BS**	2795	**CRPT3636T-H-BS**	2795	**CRPT3636T-US-BS**	3496
	48˝	1219	63	28.6	5.5	**CRPT3648T-C-BS**	3178	**CRPT3648T-H-BS**	3178	**CRPT3648T-US-BS**	3974
	60˝	1524	75	34.0	6.8	**CRPT3660T-C-BS**	3695	**CRPT3660T-H-BS**	3695	**CRPT3660T-US-BS**	4617
	72˝	1829	90	40.8	8.1	**CRPT3672T-C-BS**	4180	**CRPT3672T-H-BS**	4180	**CRPT3672T-US-BS**	5225
	84˝	2134	106	48.1	9.5	**CRPT3684T-C-BS**	4991	**CRPT3684T-H-BS**	4991	**CRPT3684T-US-BS**	6239
	96˝	2438	125	56.7	10.8	**CRPT3696T-C-BS**	6271	**CRPT3696T-H-BS**	6271	**CRPT3696T-US-BS**	7835

For Optional Casters and Glides, see page 134.

Cleanroom Tables - Electropolished Stainless

see spec sheets **EG04.02C** *and* **EG04.02D**

Please note: Cleanroom Tables are not eligible for returns.

FEATURES:

- Available with solid or perforated top, with C-Frame, H-Frame, or undershelf base.
- All tops are 14 gauge type 304* stainless.
- Perforated tops *(¾˝-dia. holes on 1˝ center).* allow for 40% laminar flow, depending on size.
- Shipped knocked down, reducing freight costs and the potential for freight damage.
- 35½˝ overall height.

* To upgrade to **316 stainless steel construction**, add suffix "**-316**" (ex: SEP3048T-C-**316**) with 35% upcharge.

"**SEP**" Series tables – Electropolished stainless solid top with choice of:

- Knocked down electropolished C-frame
- Knocked down electropolished H-frame
- Solid electropolished fixed undershelf.

	length		weight		cu	C-FRAME BASE		H-FRAME BASE		UNDERSHELF BASE	
	in.	mm	lb.	kg	ft	model #	list	model #	list	model #	list
24˝ width *(610mm)*	24˝	610	30	18.1	2.9	**SEP2424T-C**	2513	**SEP2424T-H**	2513	**SEP2424T-US**	3142
	36˝	914	50	22.7	3.5	**SEP2436T-C**	2794	**SEP2436T-H**	2794	**SEP2436T-US**	3492
	48˝	1219	60	27.3	4.6	**SEP2448T-C**	3498	**SEP2448T-H**	3498	**SEP2448T-US**	4372
	60˝	1524	68	30.9	5.7	**SEP2460T-C**	3760	**SEP2460T-H**	3760	**SEP2460T-US**	4701
	72˝	1829	86	39.1	6.9	**SEP2472T-C**	4653	**SEP2472T-H**	4653	**SEP2472T-US**	5818
	84˝	2134	90	40.9	7.9	**SEP2484T-C**	5329	**SEP2484T-H**	5329	**SEP2484T-US**	6662
30˝ width *(762mm)*	36˝	914	52	23.6	3.5	**SEP3036T-C**	3148	**SEP3036T-H**	3148	**SEP3036T-US**	3938
	48˝	1219	65	29.5	4.6	**SEP3048T-C**	3655	**SEP3048T-H**	3655	**SEP3048T-US**	4569
	60˝	1524	76	34.5	5.7	**SEP3060T-C**	4099	**SEP3060T-H**	4099	**SEP3060T-US**	5123
	72˝	1829	89	40.5	6.9	**SEP3072T-C**	4735	**SEP3072T-H**	4735	**SEP3072T-US**	5919
	84˝	2134	101	45.9	7.9	**SEP3084T-C**	5490	**SEP3084T-H**	5490	**SEP3084T-US**	6862
36˝ width *(914mm)*	36˝	914	60	27.3	4.4	**SEP3636T-C**	3265	**SEP3636T-H**	3265	**SEP3636T-US**	4082
	48˝	1219	73	33.2	5.5	**SEP3648T-C**	3847	**SEP3648T-H**	3847	**SEP3648T-US**	4809
	60˝	1524	85	38.6	6.8	**SEP3660T-C**	4435	**SEP3660T-H**	4435	**SEP3660T-US**	5545
	72˝	1829	100	45.5	8.1	**SEP3672T-C**	4894	**SEP3672T-H**	4894	**SEP3672T-US**	6119



with solid top and C-frame base

"**EPCRT**" Series tables – Brushed electropolished perforated top *(¾˝-dia. holes on 1˝ center)* with choice of:

- Knocked down electropolished H-frame
- Knocked down electropolished C-frame
- Perforated electropolished fixed undershelf *(¾˝-dia. holes on 1˝ center)*

	length		weight		cu	C-FRAME BASE		H-FRAME BASE		UNDERSHELF BASE	
	in.	mm	lb.	kg	ft	model #	list	model #	list	model #	list
24˝ width *(610mm)*	24˝	610	30	18.1	2.9	**EPCRT2424T-C**	2399	**EPCRT2424T-H**	2399	**EPCRT2424T-US**	2998
	36˝	914	40	22.7	3.5	**EPCRT2436T-C**	2817	**EPCRT2436T-H**	2817	**EPCRT2436T-US**	3523
	48˝	1219	50	27.3	4.6	**EPCRT2448T-C**	3513	**EPCRT2448T-H**	3513	**EPCRT2448T-US**	4392
	60˝	1524	58	30.9	5.7	**EPCRT2460T-C**	3791	**EPCRT2460T-H**	3791	**EPCRT2460T-US**	4740
	72˝	1829	76	39.1	6.9	**EPCRT2472T-C**	4680	**EPCRT2472T-H**	4680	**EPCRT2472T-US**	5851
	84˝	2134	80	40.9	7.9	**EPCRT2484T-C**	5372	**EPCRT2484T-H**	5372	**EPCRT2484T-US**	6714
30˝ width *(762mm)*	36˝	914	42	23.6	3.5	**EPCRT3036T-C**	3171	**EPCRT3036T-H**	3171	**EPCRT3036T-US**	3965
	48˝	1219	55	29.5	4.6	**EPCRT3048T-C**	3674	**EPCRT3048T-H**	3674	**EPCRT3048T-US**	4594
	60˝	1524	66	34.5	5.7	**EPCRT3060T-C**	4125	**EPCRT3060T-H**	4125	**EPCRT3060T-US**	5157
	72˝	1829	79	40.5	6.9	**EPCRT3072T-C**	4754	**EPCRT3072T-H**	4754	**EPCRT3072T-US**	5941
	84˝	2134	92	45.9	7.9	**EPCRT3084T-C**	5517	**EPCRT3084T-H**	5517	**EPCRT3084T-US**	6897
36˝ width *(914mm)*	36˝	914	50	27.3	4.4	**EPCRT3636T-C**	3470	**EPCRT3636T-H**	3470	**EPCRT3636T-US**	4337
	48˝	1219	63	33.2	5.5	**EPCRT3648T-C**	4094	**EPCRT3648T-H**	4094	**EPCRT3648T-US**	5117
	60˝	1524	75	38.6	6.8	**EPCRT3660T-C**	4731	**EPCRT3660T-H**	4731	**EPCRT3660T-US**	5913
	72˝	1829	90	45.5	8.1	**EPCRT3672T-C**	5219	**EPCRT3672T-H**	5219	**EPCRT3672T-US**	6523



with perforated top and H-frame base

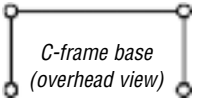

C-frame base (overhead view)

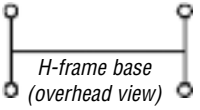

H-frame base (overhead view)

Optional Casters and Glides for Cleanroom Tables

see spec sheet **EG10.59**





For Cleanroom Tables on pages 132 through 134.

Polymer Cart Washable Casters with Polymer Tread

description	weight lbs.	weight kg	model #	list
5˝ *(127mm)* dia., set of four *(two swivel, two w/brake)*	250	113.4	**CAHW4-SB**	772
5˝ *(127mm)* dia., set of six *(three swivel, three w/brake)*	250	113.4	**CAHW6-SB**	1159

Glides for Cleanroom Table Foot

description	model #	list ea.
black, plastic, fits on hex foot	**387622**	5

100 Industrial Boulevard, Clayton, DE 19938-8903 U.S.A.
Phone: 302-653-3000. Fax: 302-653-2065
http://www.eaglemhc.com

EAGLE MHC Division
Material Handling, Healthcare & Cleanroom Equipment

Workstations

see spec sheet **EG04.10**



basic wire workstation



wire top workstation with two overshelves

WEIGHT CAPACITY:
- Up to 800 lb. *(363kg)* load-bearing capacity.

FEATURES:
- Mobile units come with four 5″ *(127mm)* poly stem casters *(two with brake)*.
- Wire units offer 62% laminar flow.
- All units have standard working height of 33″ *(838mm)*.

(•) MTS *(made to stock)* / ( ) MTO *(made to order)*

Basic Wire Units

	length		cu	weight		Stationary Units: chrome		Stationary Units: stainless steel		weight		Mobile Units: chrome		Mobile Units: stainless steel	
	in.	mm	ft	lbs.	kg	model #	list	model #	list	lbs.	kg	model #	list	model #	list
24″ width *(610mm)*	36″	914	3.0	21	9.5	**WS2436C**	315	**WS2436S**	1165	29	13.2	**MWS2436C**	724	**MWS2436S**	1610
	48″	1219	3.8	28	12.7	**WS2448C**	358	**WS2448S**	1270	36	16.3	**MWS2448C**	767	**MWS2448S**	1716

Wire Top Units with Two Overshelves

	length		cu	weight		Stationary Units: chrome		Stationary Units: stainless steel		weight		Mobile Units: chrome		Mobile Units: stainless steel	
	in.	mm	ft	lbs.	kg	model #	list	model #	list	lbs.	kg	model #	list	model #	list
24″ width *(610mm)*	36″	914	4.4	34	15.4	**WS2436WT**	483	**WS2436WT-S**	1824	42	19.1	**MWS2436WT**	900	**MWS2436WT-S**	2145
	48″	1219	5.5	41	18.6	**WS2448WT**	560	**WS2448WT-S**	1869	56	25.4	**MWS2448WT**	970	**MWS2448WT-S**	2315

Optional Keyboard Stations for Workstations

- 20½″ wide x 11½″ deep *(521 x 292mm)*.
- Works on 24″ *(610mm)* wide shelves.

weight		cubic	chrome		stainless steel	
lbs.	kg	feet	model #	list	model #	list
6.0	2.7	0.35	**KBD-2•**	295	**KBD-2/SS**	514



chrome keyboard station shown

Mobile Computer Workstations

see spec sheet **EG01.04**

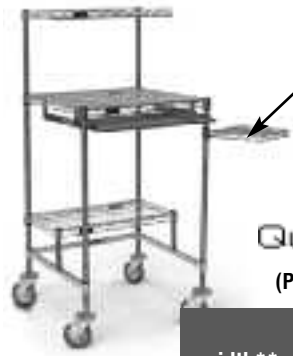

with optional mouse shelf

Optional Mouse Shelf

width x length			cu	weight		chrome	
in.		mm	ft	lbs.	kg	model #	list
7″ x 7″		178 x 178	0.1	2.0	0.9	**MS-C**	17

patented QuadTruss design

(Patent #5,390,803)

FEATURES:
- 5″ *(127mm)* casters–two with brake.
- Cantilevered shelf, undershelf, keyboard drawer.
- 38⅜″ *(981mm)* working height.
- 53⅜″ *(1362mm)* overall height.

Note: Call factory for information on other casters available.

(•) MTS *(made to stock)* / ( ) MTO *(made to order)*

	length		weight		cu	with Resilient-Tread Casters: chrome		with Resilient-Tread Casters: stainless steel		w/Polyurethane-Tread Casters: chrome		w/Polyurethane-Tread Casters: stainless steel	
width**	in.	mm	lbs.	kg	ft	model #	*list	model #	*list	model #	*list	model #	*list
24″ *(610mm)*	24″	610	40	18.1	3.7	**MCWS2424C** •	1104	**MCWS2424S**	1777	**MCWS2424C-P**	1128	**MCWS2424S-P**	1801
30″ *(762mm)*	30″	762	56	25.4	4.5	**MCWS3030C**	1191	**MCWS3030S**	1855	**MCWS3030C-P**	1216	**MCWS3030S-P**	1878

* List prices do not include cost of mouse shelf.

** 24″ x 24″ *(610 x 610mm)* units feature 14″ x 24″ *(357 x 610mm)* undershelf, 30″ x 30″ *(762 x 762mm)* units feature 18″ x 30″ *(457 x 762mm)* undershelf.

adjusTable® Work Surface Systems

see spec sheet **EG04.04A**

Now NSF!

FEATURES:

- Four 33″ *(838mm)* posts and your choice of base combination.
- Tabletops on all models feature hat channels underneath for added strength.
- 34½″ *(876mm)* overall height.



with H-frame base and wire shelf (suffix "-1H-1W")



with C-frame base and wire shelf (suffix "-1C-1W")

EAGLE's adjusTable® system allows you to create work surfaces in the configuration of your choice.

Note: To order table with 5″ *(127mm)* resilient tread casters, add suffix **"-CAH"** and **add to list price $718**.
Example: AC2436T-2H-CAH.
To order table with 5″ *(127mm)* poly tread casters, add suffix **"-CAHP"** and **add to list price $622**.
Example: AS2436T-2H-CAHP.
See page 142 for optional drawers and keyboard station.

"**AC**" Series tables – Brushed 16/304 stainless steel solid top with choice of:

- Two knocked down chrome C-frames
- Two knocked down chrome H-frames
- One chrome C-frame and one chrome wire undershelf
- One chrome H-frame and one chrome wire undershelf
- Two chrome wire undershelves

	length		weight		cu	WITH TWO C-FRAMES		WITH TWO H-FRAMES		WITH ONE C-FRAME AND ONE WIRE SHELF		WITH ONE H-FRAME AND ONE WIRE SHELF		WITH TWO WIRE SHELVES	
	in.	mm	lb.	kg	ft	model #	list	model #	list	model #	list	model #	list	model #	list
24″ width *(610mm)*	36″	914	65	29.5	4.5	**AC2436T-2C**	1039	**AC2436T-2H**	1039	**AC2436T-1C-1W**	1039	**AC2436T-1H-1W**	1039	**AC2436T-2W**	1039
	48″	1219	81	36.7	5.7	**AC2448T-2C**	1216	**AC2448T-2H**	1216	**AC2448T-1C-1W**	1216	**AC2448T-1H-1W**	1216	**AC2448T-2W**	1216
	60″	1524	97	44.0	7.1	**AC2460T-2C**	1372	**AC2460T-2H**	1372	**AC2460T-1C-1W**	1372	**AC2460T-1H-1W**	1372	**AC2460T-2W**	1372
	72″	1829	113	51.3	8.5	**AC2472T-2C**	1494	**AC2472T-2H**	1494	**AC2472T-1C-1W**	1494	**AC2472T-1H-1W**	1494	**AC2472T-2W**	1494
30″ width *(762mm)*	36″	914	75	34.0	4.5	**AC3036T-2C**	1134	**AC3036T-2H**	1134	**AC3036T-1C-1W**	1134	**AC3036T-1H-1W**	1134	**AC3036T-2W**	1134
	48″	1219	94	42.6	5.7	**AC3048T-2C**	1343	**AC3048T-2H**	1343	**AC3048T-1C-1W**	1343	**AC3048T-1H-1W**	1343	**AC3048T-2W**	1343
	60″	1524	113	51.3	7.1	**AC3060T-2C**	1523	**AC3060T-2H**	1523	**AC3060T-1C-1W**	1523	**AC3060T-1H-1W**	1523	**AC3060T-2W**	1523
	72″	1829	132	59.9	8.5	**AC3072T-2C**	1659	**AC3072T-2H**	1659	**AC3072T-1C-1W**	1659	**AC3072T-1H-1W**	1659	**AC3072T-2W**	1659
36″ width *(914mm)*	36″	914	85	38.6	5.6	**AC3636T-2C**	1428	**AC3636T-2H**	1428	**AC3636T-1C-1W**	1428	**AC3636T-1H-1W**	1428	**AC3636T-2W**	1428
	48″	1219	108	49.0	7.1	**AC3648T-2C**	1632	**AC3648T-2H**	1632	**AC3648T-1C-1W**	1632	**AC3648T-1H-1W**	1632	**AC3648T-2W**	1632
	60″	1524	131	59.4	8.9	**AC3660T-2C**	1787	**AC3660T-2H**	1787	**AC3660T-1C-1W**	1787	**AC3660T-1H-1W**	1787	**AC3660T-2W**	1787
	72″	1829	154	69.9	10.6	**AC3672T-2C**	1987	**AC3672T-2H**	1987	**AC3672T-1C-1W**	1987	**AC3672T-1H-1W**	1987	**AC3672T-2W**	1987

"**AS**" Series tables – Brushed 16/304 stainless steel solid top with choice of:

- Two knocked down stainless steel C-frames
- Two knocked down stainless steel H-frames
- One stainless steel C-frame and one stainless steel wire undershelf
- One stainless steel H-frame and one chrome wire undershelf
- Two stainless steel wire undershelves

	length		weight		cu	WITH TWO C-FRAMES		WITH TWO H-FRAMES		WITH ONE C-FRAME AND ONE WIRE SHELF		WITH ONE H-FRAME AND ONE WIRE SHELF		WITH TWO WIRE SHELVES	
	in.	mm	lb.	kg	ft	model #	list	model #	list	model #	list	model #	list	model #	list
24″ width *(610mm)*	36″	914	65	29.5	4.5	**AS2436T-2C**	1565	**AS2436T-2H**	1565	**AS2436T-1C-1W**	1565	**AS2436T-1H-1W**	1565	**AS2436T-2W**	1565
	48″	1219	81	36.7	5.7	**AS2448T-2C**	1806	**AS2448T-2H**	1806	**AS2448T-1C-1W**	1806	**AS2448T-1H-1W**	1806	**AS2448T-2W**	1806
	60″	1524	97	44.0	7.1	**AS2460T-2C**	2092	**AS2460T-2H**	2092	**AS2460T-1C-1W**	2092	**AS2460T-1H-1W**	2092	**AS2460T-2W**	2092
	72″	1829	113	51.3	8.5	**AS2472T-2C**	2382	**AS2472T-2H**	2382	**AS2472T-1C-1W**	2382	**AS2472T-1H-1W**	2382	**AS2472T-2W**	2382
30″ width *(762mm)*	36″	914	75	34.0	4.5	**AS3036T-2C**	1782	**AS3036T-2H**	1782	**AS3036T-1C-1W**	1782	**AS3036T-1H-1W**	1782	**AS3036T-2W**	1782
	48″	1219	94	42.6	5.7	**AS3048T-2C**	2077	**AS3048T-2H**	2077	**AS3048T-1C-1W**	2077	**AS3048T-1H-1W**	2077	**AS3048T-2W**	2077
	60″	1524	113	51.3	7.1	**AS3060T-2C**	2381	**AS3060T-2H**	2381	**AS3060T-1C-1W**	2381	**AS3060T-1H-1W**	2381	**AS3060T-2W**	2381
	72″	1829	132	59.9	8.5	**AS3072T-2C**	2778	**AS3072T-2H**	2778	**AS3072T-1C-1W**	2778	**AS3072T-1H-1W**	2778	**AS3072T-2W**	2778
36″ width *(914mm)*	36″	914	85	38.6	5.6	**AS3636T-2C**	2067	**AS3636T-2H**	2067	**AS3636T-1C-1W**	2067	**AS3636T-1H-1W**	2067	**AS3636T-2W**	2067
	48″	1219	108	49.0	7.1	**AS3648T-2C**	2497	**AS3648T-2H**	2497	**AS3648T-1C-1W**	2497	**AS3648T-1H-1W**	2497	**AS3648T-2W**	2497
	60″	1524	131	59.4	8.9	**AS3660T-2C**	2874	**AS3660T-2H**	2874	**AS3660T-1C-1W**	2874	**AS3660T-1H-1W**	2874	**AS3660T-2W**	2874
	72″	1829	154	69.9	10.6	**AS3672T-2C**	3283	**AS3672T-2H**	3283	**AS3672T-1C-1W**	3283	**AS3672T-1H-1W**	3283	**AS3672T-2W**	3283

Contact factory for custom workstation configurations.

100 Industrial Boulevard, Clayton, DE 19938-8903 U.S.A.
Phone: 302-653-3000. Fax: 302-653-2065
http://www.eaglemhc.com

EAGLE MHC Division
Material Handling, Healthcare & Cleanroom Equipment

adjusTable® Work Surface Systems

see spec sheet **EG04.04A**

(continued from page 136)

Note: To order table with 5″ *(127mm)* resilient tread casters, add suffix **"-CAH"** and **add to list price $668. Example: AP2436T-2H-CAH.**
To order table with 5″ *(127mm)* poly tread casters, add suffix **"-CAHP"** and **add to list price $578. Example: AP2436T-2H-CAHP.**
See page 142 for optional drawers and keyboard station.

"**AP**" Series tables – Brushed 14/304 stainless steel perforated* top *(¾″-dia. holes on 1″ center)* with choice of

- Two knocked down stainless steel C-frames
- Two knocked down stainless steel H-frames
- One stainless steel C-frame and one stainless steel wire undershelf
- One stainless steel H-frame and one s/s wire undershelf
- Two stainless steel wire undershelves

* For perforated tops, laminar air flow is 23-25% depending on size.

	length		weight		cu	WITH TWO C-FRAMES		WITH TWO H-FRAMES		WITH ONE C-FRAME AND ONE WIRE SHELF		WITH ONE H-FRAME AND ONE WIRE SHELF		WITH TWO WIRE SHELVES	
	in.	mm	lb.	kg	ft	model #	list	model #	list	model #	list	model #	list	model #	list
24″ width *(610mm)*	36″	914	65	29.5	4.5	**AP2436T-2C**	1965	**AP2436T-2H**	1965	**AP2436T-1C-1W**	1965	**AP2436T-1H-1W**	1965	**AP2436T-2W**	1965
	48″	1219	81	36.7	5.7	**AP2448T-2C**	2212	**AP2448T-2H**	2212	**AP2448T-1C-1W**	2212	**AP2448T-1H-1W**	2212	**AP2448T-2W**	2212
	60″	1524	97	44.0	7.1	**AP2460T-2C**	2499	**AP2460T-2H**	2499	**AP2460T-1C-1W**	2499	**AP2460T-1H-1W**	2499	**AP2460T-2W**	2499
	72″	1829	113	51.3	8.5	**AP2472T-2C**	2788	**AP2472T-2H**	2788	**AP2472T-1C-1W**	2788	**AP2472T-1H-1W**	2788	**AP2472T-2W**	2788
30″ width *(762mm)*	36″	914	75	34.0	4.5	**AP3036T-2C**	2184	**AP3036T-2H**	2184	**AP3036T-1C-1W**	2184	**AP3036T-1H-1W**	2184	**AP3036T-2W**	2184
	48″	1219	94	42.6	5.7	**AP3048T-2C**	2482	**AP3048T-2H**	2482	**AP3048T-1C-1W**	2482	**AP3048T-1H-1W**	2482	**AP3048T-2W**	2482
	60″	1524	113	51.3	7.1	**AP3060T-2C**	2787	**AP3060T-2H**	2787	**AP3060T-1C-1W**	2787	**AP3060T-1H-1W**	2787	**AP3060T-2W**	2787
	72″	1829	132	59.9	8.5	**AP3072T-2C**	3178	**AP3072T-2H**	3178	**AP3072T-1C-1W**	3178	**AP3072T-1H-1W**	3178	**AP3072T-2W**	3178
36″ width *(914mm)*	36″	914	85	38.6	5.6	**AP3636T-2C**	2470	**AP3636T-2H**	2470	**AP3636T-1C-1W**	2470	**AP3636T-1H-1W**	2470	**AP3636T-2W**	2470
	48″	1219	108	49.0	7.1	**AP3648T-2C**	2900	**AP3648T-2H**	2900	**AP3648T-1C-1W**	2900	**AP3648T-1H-1W**	2900	**AP3648T-2W**	2900
	60″	1524	131	59.4	8.9	**AP3660T-2C**	3276	**AP3660T-2H**	3276	**AP3660T-1C-1W**	3276	**AP3660T-1H-1W**	3276	**AP3660T-2W**	3276
	72″	1829	154	69.9	10.6	**AP3672T-2C**	3490	**AP3672T-2H**	3490	**AP3672T-1C-1W**	3490	**AP3672T-1H-1W**	3490	**AP3672T-2W**	3490

"**AEP**" Series tables – Electropolished solid top with choice of:

- Two knocked down stainless steel C-frames
- Two knocked down stainless steel H-frames
- One stainless steel C-frame and one stainless steel wire undershelf
- One stainless steel H-frame and one s/s wire undershelf
- Two stainless steel wire undershelves

	length		weight		cu	WITH TWO C-FRAMES		WITH TWO H-FRAMES		WITH ONE C-FRAME AND ONE WIRE SHELF		WITH ONE H-FRAME AND ONE WIRE SHELF		WITH TWO WIRE SHELVES	
	in.	mm	lb.	kg	ft	model #	list	model #	list	model #	list	model #	list	model #	list
24″ width *(610mm)*	36″	914	65	29.5	4.5	**AEP2436T-2C**	1991	**AEP2436T-2H**	1991	**AEP2436T-1C-1W**	1991	**AEP2436T-1H-1W**	1991	**AEP2436T-2W**	1991
	48″	1219	81	36.7	5.7	**AEP2448T-2C**	2387	**AEP2448T-2H**	2387	**AEP2448T-1C-1W**	2387	**AEP2448T-1H-1W**	2387	**AEP2448T-2W**	2387
	60″	1524	97	44.0	7.1	**AEP2460T-2C**	2901	**AEP2460T-2H**	2901	**AEP2460T-1C-1W**	2901	**AEP2460T-1H-1W**	2901	**AEP2460T-2W**	2901
	72″	1829	113	51.3	8.5	**AEP2472T-2C**	3265	**AEP2472T-2H**	3265	**AEP2472T-1C-1W**	3265	**AEP2472T-1H-1W**	3265	**AEP2472T-2W**	3265
30″ width *(762mm)*	36″	914	75	34.0	4.5	**AEP3036T-2C**	2573	**AEP3036T-2H**	2573	**AEP3036T-1C-1W**	2573	**AEP3036T-1H-1W**	2573	**AEP3036T-2W**	2573
	48″	1219	94	42.6	5.7	**AEP3048T-2C**	2990	**AEP3048T-2H**	2990	**AEP3048T-1C-1W**	2990	**AEP3048T-1H-1W**	2990	**AEP3048T-2W**	2990
	60″	1524	113	51.3	7.1	**AEP3060T-2C**	3315	**AEP3060T-2H**	3315	**AEP3060T-1C-1W**	3315	**AEP3060T-1H-1W**	3315	**AEP3060T-2W**	3315
	72″	1829	132	59.9	8.5	**AEP3072T-2C**	3770	**AEP3072T-2H**	3770	**AEP3072T-1C-1W**	3770	**AEP3072T-1H-1W**	3770	**AEP3072T-2W**	3770
36″ width *(914mm)*	36″	914	85	38.6	5.6	**AEP3636T-2C**	2868	**AEP3636T-2H**	2868	**AEP3636T-1C-1W**	2868	**AEP3636T-1H-1W**	2868	**AEP3636T-2W**	2868
	48″	1219	108	49.0	7.1	**AEP3648T-2C**	3380	**AEP3648T-2H**	3380	**AEP3648T-1C-1W**	3380	**AEP3648T-1H-1W**	3380	**AEP3648T-2W**	3380
	60″	1524	131	59.4	8.9	**AEP3660T-2C**	3908	**AEP3660T-2H**	3908	**AEP3660T-1C-1W**	3908	**AEP3660T-1H-1W**	3908	**AEP3660T-2W**	3908
	72″	1829	154	69.9	10.6	**AEP3672T-2C**	4382	**AEP3672T-2H**	4382	**AEP3672T-1C-1W**	4382	**AEP3672T-1H-1W**	4382	**AEP3672T-2W**	4382

"**APEP**" Series tables – Electropolished perforated* top *(¾″-dia. holes on 1″ center)* with choice of:

- Two knocked down stainless steel C-frames
- Two knocked down stainless steel H-frames
- One stainless steel C-frame and one stainless steel wire undershelf
- One stainless steel H-frame and one s/s wire undershelf
- Two stainless steel wire undershelves

* For perforated tops, laminar air flow is 23-25% depending on size.

	length		weight		cu	WITH TWO C-FRAMES		WITH TWO H-FRAMES		WITH ONE C-FRAME AND ONE WIRE SHELF		WITH ONE H-FRAME AND ONE WIRE SHELF		WITH TWO WIRE SHELVES	
	in.	mm	lb.	kg	ft	model #	list	model #	list	model #	list	model #	list	model #	list
24″ width *(610mm)*	36″	914	65	29.5	4.5	**APEP2436T-2C**	2414	**APEP2436T-2H**	2414	**APEP2436T-1C-1W**	2414	**APEP2436T-1H-1W**	2414	**APEP2436T-2W**	2414
	48″	1219	81	36.7	5.7	**APEP2448T-2C**	2814	**APEP2448T-2H**	2814	**APEP2448T-1C-1W**	2814	**APEP2448T-1H-1W**	2814	**APEP2448T-2W**	2814
	60″	1524	97	44.0	7.1	**APEP2460T-2C**	3327	**APEP2460T-2H**	3327	**APEP2460T-1C-1W**	3327	**APEP2460T-1H-1W**	3327	**APEP2460T-2W**	3327
	72″	1829	113	51.3	8.5	**APEP2472T-2C**	3685	**APEP2472T-2H**	3685	**APEP2472T-1C-1W**	3685	**APEP2472T-1H-1W**	3685	**APEP2472T-2W**	3685
30″ width *(762mm)*	36″	914	75	34.0	4.5	**APEP3036T-2C**	2999	**APEP3036T-2H**	2999	**APEP3036T-1C-1W**	2999	**APEP3036T-1H-1W**	2999	**APEP3036T-2W**	2999
	48″	1219	94	42.6	5.7	**APEP3048T-2C**	3419	**APEP3048T-2H**	3419	**APEP3048T-1C-1W**	3419	**APEP3048T-1H-1W**	3419	**APEP3048T-2W**	3419
	60″	1524	113	51.3	7.1	**APEP3060T-2C**	3743	**APEP3060T-2H**	3743	**APEP3060T-1C-1W**	3743	**APEP3060T-1H-1W**	3743	**APEP3060T-2W**	3743
	72″	1829	132	59.9	8.5	**APEP3072T-2C**	4206	**APEP3072T-2H**	4206	**APEP3072T-1C-1W**	4206	**APEP3072T-1H-1W**	4206	**APEP3072T-2W**	4206
36″ width *(914mm)*	36″	914	85	38.6	5.6	**APEP3636T-2C**	3183	**APEP3636T-2H**	3183	**APEP3636T-1C-1W**	3183	**APEP3636T-1H-1W**	3183	**APEP3636T-2W**	3183
	48″	1219	108	49.0	7.1	**APEP3648T-2C**	3749	**APEP3648T-2H**	3749	**APEP3648T-1C-1W**	3749	**APEP3648T-1H-1W**	3749	**APEP3648T-2W**	3749
	60″	1524	131	59.4	8.9	**APEP3660T-2C**	4343	**APEP3660T-2H**	4343	**APEP3660T-1C-1W**	4343	**APEP3660T-1H-1W**	4343	**APEP3660T-2W**	4343
	72″	1829	154	69.9	10.6	**APEP3672T-2C**	4820	**APEP3672T-2H**	4820	**APEP3672T-1C-1W**	4820	**APEP3672T-1H-1W**	4820	**APEP3672T-2W**	4820

Contact factory for custom workstation configurations.

adjusTable® Work Surface Systems with Cantilevered Overhead System

see spec sheet EG04.04B

Now NSF!

FEATURES:

- 34½″ *(876mm)* working height.
- 63″ *(1600mm)* overall height.

Note: To order table with 5″ *(127mm)* resilient tread casters, add suffix **"-CAH"** and **add to list price $718**.
Example: OAC2436T-2H--CAH.
To order table with 5″ *(127mm)* poly tread casters, add suffix **"-CAHP"** and **add to list price $622**.
Example: OAC2436T-2H-CAHP.
See page 142 for optional drawers and keyboard station.



shown with two C-frame bases (suffix "-2C")

Allows you to create work surfaces of your choice. Tabletops on all models feature hat channels underneath for added strength.

Work surface of your choice is combined with two 33″ *(838mm)* front posts, two 63″ *(1600mm)* rear posts, two cantilevered wire overshelves, and your choice of base combination. Overall height of 63″ *(1600mm)*.

"OAC" Series tables – Brushed 16/304 stainless steel solid top and chrome wire overshelves, with choice of:

- Two knocked down chrome C-frames
- Two knocked down chrome H-frames
- One chrome C-frame and one chrome wire undershelf
- One chrome H-frame and one chrome wire undershelf
- Two chrome wire undershelves

	length		weight		cu	WITH TWO C-FRAMES		WITH TWO H-FRAMES		WITH ONE C-FRAME AND ONE WIRE SHELF		WITH ONE H-FRAME AND ONE WIRE SHELF		WITH TWO WIRE SHELVES	
	in.	mm	lb.	kg	ft	model #	list	model #	list	model #	list	model #	list	model #	list
24″ width *(610mm)*	36″	914	65	29.5	4.4	**OAC2436T-2C**	1239	**OAC2436T-2H**	1239	**OAC2436T-1C-1W**	1239	**OAC2436T-1H-1W**	1239	**OAC2436T-2W**	1239
	48″	1219	81	36.7	5.7	**OAC2448T-2C**	1426	**OAC2448T-2H**	1426	**OAC2448T-1C-1W**	1426	**OAC2448T-1H-1W**	1426	**OAC2448T-2W**	1426
	60″	1524	97	44.0	7.0	**OAC2460T-2C**	1615	**OAC2460T-2H**	1615	**OAC2460T-1C-1W**	1615	**OAC2460T-1H-1W**	1615	**OAC2460T-2W**	1615
30″ width *(762mm)*	36″	914	75	34.0	4.4	**OAC3036T-2C**	1317	**OAC3036T-2H**	1317	**OAC3036T-1C-1W**	1317	**OAC3036T-1H-1W**	1317	**OAC3036T-2W**	1317
	48″	1219	94	42.6	5.7	**OAC3048T-2C**	1554	**OAC3048T-2H**	1554	**OAC3048T-1C-1W**	1554	**OAC3048T-1H-1W**	1554	**OAC3048T-2W**	1554
	60″	1524	113	51.3	7.0	**OAC3060T-2C**	1765	**OAC3060T-2H**	1765	**OAC3060T-1C-1W**	1765	**OAC3060T-1H-1W**	1765	**OAC3060T-2W**	1765
36″ width *(914mm)*	36″	914	85	38.6	5.0	**OAC3636T-2C**	1609	**OAC3636T-2H**	1609	**OAC3636T-1C-1W**	1609	**OAC3636T-1H-1W**	1609	**OAC3636T-2W**	1609
	48″	1219	108	49.0	7.0	**OAC3648T-2C**	1840	**OAC3648T-2H**	1840	**OAC3648T-1C-1W**	1840	**OAC3648T-1H-1W**	1840	**OAC3648T-2W**	1840
	60″	1524	131	59.4	9.0	**OAC3660T-2C**	2009	**OAC3660T-2H**	2009	**OAC3660T-1C-1W**	2009	**OAC3660T-1H-1W**	2009	**OAC3660T-2W**	2009

"OAS" Series tables – Brushed 16/304 stainless steel solid top and stainless steel wire overshelves, with choice of:

- Two knocked down stainless steel C-frames
- Two knocked down stainless steel H-frames
- One stainless steel C-frame and one stainless steel wire undershelf
- One stainless steel H-frame and one chrome wire undershelf
- Two stainless steel wire undershelves

	length		weight		cu	WITH TWO C-FRAMES		WITH TWO H-FRAMES		WITH ONE C-FRAME AND ONE WIRE SHELF		WITH ONE H-FRAME AND ONE WIRE SHELF		WITH TWO WIRE SHELVES	
	in.	mm	lb.	kg	ft	model #	list	model #	list	model #	list	model #	list	model #	list
24″ width *(610mm)*	36″	914	65	29.5	4.4	**OAS2436T-2C**	2153	**OAS2436T-2H**	2153	**OAS2436T-1C-1W**	2153	**OAS2436T-1H-1W**	2153	**OAS2436T-2W**	2153
	48″	1219	81	36.7	5.7	**OAS2448T-2C**	2463	**OAS2448T-2H**	2463	**OAS2448T-1C-1W**	2463	**OAS2448T-1H-1W**	2463	**OAS2448T-2W**	2463
	60″	1524	97	44.0	7.0	**OAS2460T-2C**	2857	**OAS2460T-2H**	2857	**OAS2460T-1C-1W**	2857	**OAS2460T-1H-1W**	2857	**OAS2460T-2W**	2857
30″ width *(762mm)*	36″	914	75	34.0	4.4	**OAS3036T-2C**	2372	**OAS3036T-2H**	2372	**OAS3036T-1C-1W**	2372	**OAS3036T-1H-1W**	2372	**OAS3036T-2W**	2372
	48″	1219	94	42.6	5.7	**OAS3048T-2C**	2732	**OAS3048T-2H**	2732	**OAS3048T-1C-1W**	2732	**OAS3048T-1H-1W**	2732	**OAS3048T-2W**	2732
	60″	1524	113	51.3	7.0	**OAS3060T-2C**	3146	**OAS3060T-2H**	3146	**OAS3060T-1C-1W**	3146	**OAS3060T-1H-1W**	3146	**OAS3060T-2W**	3146
36″ width *(914mm)*	36″	914	85	38.6	5.0	**OAS3636T-2C**	2655	**OAS3636T-2H**	2655	**OAS3636T-1C-1W**	2655	**OAS3636T-1H-1W**	2655	**OAS3636T-2W**	2655
	48″	1219	108	49.0	7.0	**OAS3648T-2C**	3149	**OAS3648T-2H**	3149	**OAS3648T-1C-1W**	3149	**OAS3648T-1H-1W**	3149	**OAS3648T-2W**	3149
	60″	1524	131	59.4	9.0	**OAS3660T-2C**	3635	**OAS3660T-2H**	3635	**OAS3660T-1C-1W**	3635	**OAS3660T-1H-1W**	3635	**OAS3660T-2W**	3635

Contact factory for custom workstation configurations.

100 Industrial Boulevard, Clayton, DE 19938-8903 U.S.A.
Phone: 302-653-3000. Fax: 302-653-2065
http://www.eaglemhc.com

EAGLE MHC Division
Material Handling, Healthcare & Cleanroom Equipment

adjusTable® Work Surface Systems with Cantilevered Overhead System

see spec sheet **EG04.04B**

(continued from page 138)

Note: To order table with 5″ *(127mm)* resilient tread casters, add suffix **"-CAH"** and **add to list price $718. Example: OAP2436T-2H-CAH.** To order table with 5″ *(127mm)* poly tread casters, add suffix **"-CAHP"** and **add to list price $622. Example: OAP2436T-2H-CAHP.** See page 142 for optional drawers and keyboard station.

"**OAP**" Series tables – Brushed 14/304 stainless steel top with ¾″ *(19mm)* perforations* on 1″ *(25mm)* centers and stainless steel wire overshelves, with choice of:

- Two knocked down stainless steel C-frames
- Two knocked down stainless steel H-frames
- One stainless steel C-frame and one stainless steel wire undershelf
- One stainless steel H-frame and one s/s wire undershelf
- Two stainless steel wire undershelves

* For perforated tops, laminar air flow is 23-25% depending on size.

	length		weight		cu	WITH TWO C-FRAMES		WITH TWO H-FRAMES		WITH ONE C-FRAME AND ONE WIRE SHELF		WITH ONE H-FRAME AND ONE WIRE SHELF		WITH TWO WIRE SHELVES	
	in.	mm	lb.	kg	ft	model #	list	model #	list	model #	list	model #	list	model #	list
24″ width (610mm)	36″	914	65	29.5	4.4	**OAP2436T-2C**	2475	**OAP2436T-2H**	2475	**OAP2436T-1C-1W**	2475	**OAP2436T-1H-1W**	2475	**OAP2436T-2W**	2475
	48″	1219	81	36.7	5.7	**OAP2448T-2C**	2866	**OAP2448T-2H**	2866	**OAP2448T-1C-1W**	2866	**OAP2448T-1H-1W**	2866	**OAP2448T-2W**	2866
	60″	1524	97	44.0	7.0	**OAP2460T-2C**	3262	**OAP2460T-2H**	3262	**OAP2460T-1C-1W**	3262	**OAP2460T-1H-1W**	3262	**OAP2460T-2W**	3262
30″ width (762mm)	36″	914	75	34.0	4.4	**OAP3036T-2C**	2775	**OAP3036T-2H**	2775	**OAP3036T-1C-1W**	2775	**OAP3036T-1H-1W**	2775	**OAP3036T-2W**	2775
	48″	1219	94	42.6	5.7	**OAP3048T-2C**	3137	**OAP3048T-2H**	3137	**OAP3048T-1C-1W**	3137	**OAP3048T-1H-1W**	3137	**OAP3048T-2W**	3137
	60″	1524	113	51.3	7.0	**OAP3060T-2C**	3553	**OAP3060T-2H**	3553	**OAP3060T-1C-1W**	3553	**OAP3060T-1H-1W**	3553	**OAP3060T-2W**	3553
36″ width (914mm)	36″	914	85	38.6	5.0	**OAP3636T-2C**	3060	**OAP3636T-2H**	3060	**OAP3636T-1C-1W**	3060	**OAP3636T-1H-1W**	3060	**OAP3636T-2W**	3060
	48″	1219	108	49.0	7.0	**OAP3648T-2C**	3554	**OAP3648T-2H**	3554	**OAP3648T-1C-1W**	3554	**OAP3648T-1H-1W**	3554	**OAP3648T-2W**	3554
	60″	1524	131	59.4	9.0	**OAP3660T-2C**	4038	**OAP3660T-2H**	4038	**OAP3660T-1C-1W**	4038	**OAP3660T-1H-1W**	4038	**OAP3660T-2W**	4038

"**OAEP**" Series tables – 14/304 electropolished solid top and stainless steel wire overshelves, with choice of:

- Two knocked down stainless steel C-frames
- Two knocked down stainless steel H-frames
- One stainless steel C-frame and one stainless steel wire undershelf
- One stainless steel H-frame and one s/s wire undershelf
- Two stainless steel wire undershelves

	length		weight		cu	WITH TWO C-FRAMES		WITH TWO H-FRAMES		WITH ONE C-FRAME AND ONE WIRE SHELF		WITH ONE H-FRAME AND ONE WIRE SHELF		WITH TWO WIRE SHELVES	
	in.	mm	lb.	kg	ft	model #	list	model #	list	model #	list	model #	list	model #	list
24″ width (610mm)	36″	914	65	29.5	4.4	**OAEP2436T-2C**	2701	**OAEP2436T-2H**	2701	**OAEP2436T-1C-1W**	2701	**OAEP2436T-1H-1W**	2701	**OAEP2436T-2W**	2701
	48″	1219	81	36.7	5.7	**OAEP2448T-2C**	3076	**OAEP2448T-2H**	3076	**OAEP2448T-1C-1W**	3076	**OAEP2448T-1H-1W**	3076	**OAEP2448T-2W**	3076
	60″	1524	97	44.0	7.0	**OAEP2460T-2C**	3711	**OAEP2460T-2H**	3711	**OAEP2460T-1C-1W**	3711	**OAEP2460T-1H-1W**	3711	**OAEP2460T-2W**	3711
30″ width (762mm)	36″	914	75	34.0	4.4	**OAEP3036T-2C**	3200	**OAEP3036T-2H**	3200	**OAEP3036T-1C-1W**	3200	**OAEP3036T-1H-1W**	3200	**OAEP3036T-2W**	3200
	48″	1219	94	42.6	5.7	**OAEP3048T-2C**	3680	**OAEP3048T-2H**	3680	**OAEP3048T-1C-1W**	3680	**OAEP3048T-1H-1W**	3680	**OAEP3048T-2W**	3680
	60″	1524	113	51.3	7.0	**OAEP3060T-2C**	4120	**OAEP3060T-2H**	4120	**OAEP3060T-1C-1W**	4120	**OAEP3060T-1H-1W**	4120	**OAEP3060T-2W**	4120
36″ width (914mm)	36″	914	85	38.6	5.0	**OAEP3636T-2C**	3488	**OAEP3636T-2H**	3488	**OAEP3636T-1C-1W**	3488	**OAEP3636T-1H-1W**	3488	**OAEP3636T-2W**	3488
	48″	1219	108	49.0	7.0	**OAEP3648T-2C**	4068	**OAEP3648T-2H**	4068	**OAEP3648T-1C-1W**	4068	**OAEP3648T-1H-1W**	4068	**OAEP3648T-2W**	4068
	60″	1524	131	59.4	9.0	**OAEP3660T-2C**	4712	**OAEP3660T-2H**	4712	**OAEP3660T-1C-1W**	4712	**OAEP3660T-1H-1W**	4712	**OAEP3660T-2W**	4712

"**OAPEP**" Series tables – 14/304 electropolished top with ¾″ *(19mm)* perforations* on 1″ *(25mm)* centers and stainless steel wire overshelves, with choice of:

- Two knocked down stainless steel C-frames
- Two knocked down stainless steel H-frames
- One stainless steel C-frame and one stainless steel wire undershelf
- One stainless steel H-frame and one s/s wire undershelf
- Two stainless steel wire undershelves

* For perforated tops, laminar air flow is 23-25% depending on size.

	length		weight		cu	WITH TWO C-FRAMES		WITH TWO H-FRAMES		WITH ONE C-FRAME AND ONE WIRE SHELF		WITH ONE H-FRAME AND ONE WIRE SHELF		WITH TWO WIRE SHELVES	
	in.	mm	lb.	kg	ft	model #	list	model #	list	model #	list	model #	list	model #	list
24″ width (610mm)	36″	914	65	29.5	4.4	**OAPEP2436T-2C**	3038	**OAPEP2436T-2H**	3038	**OAPEP2436T-1C-1W**	3038	**OAPEP2436T-1H-1W**	3038	**OAPEP2436T-2W**	3038
	48″	1219	81	36.7	5.7	**OAPEP2448T-2C**	3505	**OAPEP2448T-2H**	3505	**OAPEP2448T-1C-1W**	3505	**OAPEP2448T-1H-1W**	3505	**OAPEP2448T-2W**	3505
	60″	1524	97	44.0	7.0	**OAPEP2460T-2C**	4134	**OAPEP2460T-2H**	4134	**OAPEP2460T-1C-1W**	4134	**OAPEP2460T-1H-1W**	4134	**OAPEP2460T-2W**	4134
30″ width (762mm)	36″	914	75	34.0	4.4	**OAPEP3036T-2C**	3622	**OAPEP3036T-2H**	3622	**OAPEP3036T-1C-1W**	3622	**OAPEP3036T-1H-1W**	3622	**OAPEP3036T-2W**	3622
	48″	1219	94	42.6	5.7	**OAPEP3048T-2C**	4109	**OAPEP3048T-2H**	4109	**OAPEP3048T-1C-1W**	4109	**OAPEP3048T-1H-1W**	4109	**OAPEP3048T-2W**	4109
	60″	1524	113	51.3	7.0	**OAPEP3060T-2C**	4546	**OAPEP3060T-2H**	4546	**OAPEP3060T-1C-1W**	4546	**OAPEP3060T-1H-1W**	4546	**OAPEP3060T-2W**	4546
36″ width (914mm)	36″	914	85	38.6	5.0	**OAPEP3636T-2C**	3808	**OAPEP3636T-2H**	3808	**OAPEP3636T-1C-1W**	3808	**OAPEP3636T-1H-1W**	3808	**OAPEP3636T-2W**	3808
	48″	1219	108	49.0	7.0	**OAPEP3648T-2C**	4439	**OAPEP3648T-2H**	4439	**OAPEP3648T-1C-1W**	4439	**OAPEP3648T-1H-1W**	4439	**OAPEP3648T-2W**	4439
	60″	1524	131	59.4	9.0	**OAPEP3660T-2C**	5147	**OAPEP3660T-2H**	5147	**OAPEP3660T-1C-1W**	5147	**OAPEP3660T-1H-1W**	5147	**OAPEP3660T-2W**	5147

Contact factory for custom workstation configurations.

adjusTable® Work Surface Systems with Wire Overshelf System

see spec sheet EG04.04C

Now NSF!

FEATURES:
- 34½″ *(876mm)* working height.
- 63″ *(1600mm)* overall height.

Note: To order table with 5″ *(127mm)* resilient tread casters, add suffix **"-CAH"** and **add to list price $718**.
Example: WOAC2436T-2H-CAH.
To order table with 5″ *(127mm)* poly tread casters, add suffix **"-CAHP"** and **add to list price $6228**.
Example: WOAS2436T-2H-CAHP.
See page 142 for optional drawers and keyboard station.



shown with two C-frame bases (suffix "-2C")

Allows you to create work surfaces of your choice. Tabletops on all models feature hat channels underneath for added strength.

Work surface of your choice is combined with two 33″ *(838mm)* front posts, two 63″ *(1600mm)* rear posts, two wire overshelves, two 29″ *(737mm)* front posts for wire overshelves, and your choice of base combination. 63″ *(1600mm)* overall height.

"WOAC" Series tables – 16/304 brushed stainless solid top and chrome overshelves, with choice of:

- Two knocked down chrome C-frames
- Two knocked down chrome H-frames
- One chrome C-frame and one chrome wire undershelf
- One chrome H-frame and one chrome wire undershelf
- Two chrome wire undershelves

	length		weight		cu	WITH TWO C-FRAMES		WITH TWO H-FRAMES		WITH ONE C-FRAME AND ONE WIRE SHELF		WITH ONE H-FRAME AND ONE WIRE SHELF		WITH TWO WIRE SHELVES	
	in.	mm	lb.	kg	ft	model #	list	model #	list	model #	list	model #	list	model #	list
24″ width (610mm)	36″	914	65	29.5	4.4	WOAC2436T-2C	1310	WOAC2436T-2H	1310	WOAC2436T-1C-1W	1310	WOAC2436T-1H-1W	1310	WOAC2436T-2W	1310
	48″	1219	81	36.7	5.7	WOAC2448T-2C	1490	WOAC2448T-2H	1490	WOAC2448T-1C-1W	1490	WOAC2448T-1H-1W	1490	WOAC2448T-2W	1490
	60″	1524	97	44.0	7.0	WOAC2460T-2C	1674	WOAC2460T-2H	1674	WOAC2460T-1C-1W	1674	WOAC2460T-1H-1W	1674	WOAC2460T-2W	1674
30″ width (762mm)	36″	914	75	34.0	4.4	WOAC3036T-2C	1385	WOAC3036T-2H	1385	WOAC3036T-1C-1W	1385	WOAC3036T-1H-1W	1385	WOAC3036T-2W	1385
	48″	1219	94	42.6	5.7	WOAC3048T-2C	1616	WOAC3048T-2H	1616	WOAC3048T-1C-1W	1616	WOAC3048T-1H-1W	1616	WOAC3048T-2W	1616
	60″	1524	113	51.3	7.0	WOAC3060T-2C	1820	WOAC3060T-2H	1820	WOAC3060T-1C-1W	1820	WOAC3060T-1H-1W	1820	WOAC3060T-2W	1820
36″ width (914mm)	36″	914	85	38.6	5.0	WOAC3636T-2C	1681	WOAC3636T-2H	1681	WOAC3636T-1C-1W	1681	WOAC3636T-1H-1W	1681	WOAC3636T-2W	1681
	48″	1219	108	49.0	7.0	WOAC3648T-2C	1902	WOAC3648T-2H	1902	WOAC3648T-1C-1W	1902	WOAC3648T-1H-1W	1902	WOAC3648T-2W	1902
	60″	1524	131	59.4	9.0	WOAC3660T-2C	2066	WOAC3660T-2H	2066	WOAC3660T-1C-1W	2066	WOAC3660T-1H-1W	2066	WOAC3660T-2W	2066

"WOAS" Series tables – 16/304 brushed stainless solid top and stainles steel overshelves, with choice of:

- Two knocked down stainless steel C-frames
- Two knocked down stainless steel H-frames
- One stainless steel C-frame and one stainless steel wire undershelf
- One stainless steel H-frame and one chrome wire undershelf
- Two stainless steel wire undershelves

	length		weight		cu	WITH TWO C-FRAMES		WITH TWO H-FRAMES		WITH ONE C-FRAME AND ONE WIRE SHELF		WITH ONE H-FRAME AND ONE WIRE SHELF		WITH TWO WIRE SHELVES	
	in.	mm	lb.	kg	ft	model #	list	model #	list	model #	list	model #	list	model #	list
24″ width (610mm)	36″	914	65	29.5	4.4	WOAS2436T-2C	2268	WOAS2436T-2H	2268	WOAS2436T-1C-1W	2268	WOAS2436T-1H-1W	2268	WOAS2436T-2W	2268
	48″	1219	81	36.7	5.7	WOAS2448T-2C	2635	WOAS2448T-2H	2635	WOAS2448T-1C-1W	2635	WOAS2448T-1H-1W	2635	WOAS2448T-2W	2635
	60″	1524	97	44.0	7.0	WOAS2460T-2C	3094	WOAS2460T-2H	3094	WOAS2460T-1C-1W	3094	WOAS2460T-1H-1W	3094	WOAS2460T-2W	3094
30″ width (762mm)	36″	914	75	34.0	4.4	WOAS3036T-2C	2486	WOAS3036T-2H	2486	WOAS3036T-1C-1W	2486	WOAS3036T-1H-1W	2486	WOAS3036T-2W	2486
	48″	1219	94	42.6	5.7	WOAS3048T-2C	2905	WOAS3048T-2H	2905	WOAS3048T-1C-1W	2905	WOAS3048T-1H-1W	2905	WOAS3048T-2W	2905
	60″	1524	113	51.3	7.0	WOAS3060T-2C	3382	WOAS3060T-2H	3382	WOAS3060T-1C-1W	3382	WOAS3060T-1H-1W	3382	WOAS3060T-2W	3382
36″ width (914mm)	36″	914	85	38.6	5.0	WOAS3636T-2C	2769	WOAS3636T-2H	2769	WOAS3636T-1C-1W	2769	WOAS3636T-1H-1W	2769	WOAS3636T-2W	2769
	48″	1219	108	49.0	7.0	WOAS3648T-2C	3322	WOAS3648T-2H	3322	WOAS3648T-1C-1W	3322	WOAS3648T-1H-1W	3322	WOAS3648T-2W	3322
	60″	1524	131	59.4	9.0	WOAS3660T-2C	3873	WOAS3660T-2H	3873	WOAS3660T-1C-1W	3873	WOAS3660T-1H-1W	3873	WOAS3660T-2W	3873

Contact factory for custom workstation configurations.

100 Industrial Boulevard, Clayton, DE 19938-8903 U.S.A.
Phone: 302-653-3000. Fax: 302-653-2065
http://www.eaglemhc.com

EAGLE MHC Division
Material Handling, Healthcare & Cleanroom Equipment

adjusTable® Work Surface Systems with Wire Overshelf System

see spec sheet **EG04.04C**

(continued from page 141)

Note: To order table with 5″ *(127mm)* resilient tread casters, add suffix **"-CAH"** and **add to list price $718**.
Example: WOAP2436T-2H-CAH.
To order table with 5″ *(127mm)* poly tread casters, add suffix **"-CAHP"** and **add to list price $622**.
Example: WOAP2436T-2H-CAHP.
See page 142 for optional drawers and keyboard station.

"**WOAP**" Series tables – 14/304 brushed stainless steel top with ¾″ *(19mm)* perforations on 1″ *(25mm)* centers and stainless steel overshelves, with choice of:

- Two knocked down stainless steel C-frames
- Two knocked down stainless steel H-frames
- One stainless steel C-frame and one stainless steel wire undershelf
- One stainless steel H-frame and one s/s wire undershelf
- Two stainless steel wire undershelves

* For perforated tops, laminar air flow is 23-25% depending on size.

	length		weight		cu	WITH TWO C-FRAMES		WITH TWO H-FRAMES		WITH ONE C-FRAME AND ONE WIRE SHELF		WITH ONE H-FRAME AND ONE WIRE SHELF		WITH TWO WIRE SHELVES	
	in.	mm	lb.	kg	ft	model #	list	model #	list	model #	list	model #	list	model #	list
24″ width *(610mm)*	36″	914	65	29.5	4.4	**WOAP2436T-2C**	2589	**WOAP2436T-2H**	2589	**WOAP2436T-1C-1W**	2589	**WOAP2436T-1H-1W**	2589	**WOAP2436T-2W**	2589
	48″	1219	81	36.7	5.7	**WOAP2448T-2C**	3035	**WOAP2448T-2H**	3035	**WOAP2448T-1C-1W**	3035	**WOAP2448T-1H-1W**	3035	**WOAP2448T-2W**	3035
	60″	1524	97	44.0	7.0	**WOAP2460T-2C**	3497	**WOAP2460T-2H**	3497	**WOAP2460T-1C-1W**	3497	**WOAP2460T-1H-1W**	3497	**WOAP2460T-2W**	3497
30″ width *(762mm)*	36″	914	75	34.0	4.4	**WOAP3036T-2C**	2798	**WOAP3036T-2H**	2798	**WOAP3036T-1C-1W**	2798	**WOAP3036T-1H-1W**	2798	**WOAP3036T-2W**	2798
	48″	1219	94	42.6	5.7	**WOAP3048T-2C**	3308	**WOAP3048T-2H**	3308	**WOAP3048T-1C-1W**	3308	**WOAP3048T-1H-1W**	3308	**WOAP3048T-2W**	3308
	60″	1524	113	51.3	7.0	**WOAP3060T-2C**	3785	**WOAP3060T-2H**	3785	**WOAP3060T-1C-1W**	3785	**WOAP3060T-1H-1W**	3785	**WOAP3060T-2W**	3785
36″ width *(914mm)*	36″	914	85	38.6	5.0	**WOAP3636T-2C**	3171	**WOAP3636T-2H**	3171	**WOAP3636T-1C-1W**	3171	**WOAP3636T-1H-1W**	3171	**WOAP3636T-2W**	3171
	48″	1219	108	49.0	7.0	**WOAP3648T-2C**	3725	**WOAP3648T-2H**	3725	**WOAP3648T-1C-1W**	3725	**WOAP3648T-1H-1W**	3725	**WOAP3648T-2W**	3725
	60″	1524	131	59.4	9.0	**WOAP3660T-2C**	4273	**WOAP3660T-2H**	4273	**WOAP3660T-1C-1W**	4273	**WOAP3660T-1H-1W**	4273	**WOAP3660T-2W**	4273

"**WOAEP**" Series tables – 14/304 electropolished solid top and stainless steel overshelves, with choice of:

- Two knocked down stainless steel C-frames
- Two knocked down stainless steel H-frames
- One stainless steel C-frame and one stainless steel wire undershelf
- One stainless steel H-frame and one s/s wire undershelf
- Two stainless steel wire undershelves

	length		weight		cu	WITH TWO C-FRAMES		WITH TWO H-FRAMES		WITH ONE C-FRAME AND ONE WIRE SHELF		WITH ONE H-FRAME AND ONE WIRE SHELF		WITH TWO WIRE SHELVES	
	in.	mm	lb.	kg	ft	model #	list	model #	list	model #	list	model #	list	model #	list
24″ width *(610mm)*	36″	914	65	29.5	4.4	**WOAEP2436T-2C**	2818	**WOAEP2436T-2H**	2818	**WOAEP2436T-1C-1W**	2818	**WOAEP2436T-1H-1W**	2818	**WOAEP2436T-2W**	2818
	48″	1219	81	36.7	5.7	**WOAEP2448T-2C**	3259	**WOAEP2448T-2H**	3259	**WOAEP2448T-1C-1W**	3259	**WOAEP2448T-1H-1W**	3259	**WOAEP2448T-2W**	3259
	60″	1524	97	44.0	7.0	**WOAEP2460T-2C**	3957	**WOAEP2460T-2H**	3957	**WOAEP2460T-1C-1W**	3957	**WOAEP2460T-1H-1W**	3957	**WOAEP2460T-2W**	3957
30″ width *(762mm)*	36″	914	75	34.0	4.4	**WOAEP3036T-2C**	3316	**WOAEP3036T-2H**	3316	**WOAEP3036T-1C-1W**	3316	**WOAEP3036T-1H-1W**	3316	**WOAEP3036T-2W**	3316
	48″	1219	94	42.6	5.7	**WOAEP3048T-2C**	3865	**WOAEP3048T-2H**	3865	**WOAEP3048T-1C-1W**	3865	**WOAEP3048T-1H-1W**	3865	**WOAEP3048T-2W**	3865
	60″	1524	113	51.3	7.0	**WOAEP3060T-2C**	4371	**WOAEP3060T-2H**	4371	**WOAEP3060T-1C-1W**	4371	**WOAEP3060T-1H-1W**	4371	**WOAEP3060T-2W**	4371
36″ width *(914mm)*	36″	914	85	38.6	5.0	**WOAEP3636T-2C**	3611	**WOAEP3636T-2H**	3611	**WOAEP3636T-1C-1W**	3611	**WOAEP3636T-1H-1W**	3611	**WOAEP3636T-2W**	3611
	48″	1219	108	49.0	7.0	**WOAEP3648T-2C**	4253	**WOAEP3648T-2H**	4253	**WOAEP3648T-1C-1W**	4253	**WOAEP3648T-1H-1W**	4253	**WOAEP3648T-2W**	4253
	60″	1524	131	59.4	9.0	**WOAEP3660T-2C**	4961	**WOAEP3660T-2H**	4961	**WOAEP3660T-1C-1W**	4961	**WOAEP3660T-1H-1W**	4961	**WOAEP3660T-2W**	4961

"**WOAPEP**" Series tables – 14/304 electropolished perforated top and stainless steel overshelves, with choice of:

- Two knocked down stainless steel C-frames
- Two knocked down stainless steel H-frames
- One stainless steel C-frame and one stainless steel wire undershelf
- One stainless steel H-frame and one s/s wire undershelf
- Two stainless steel wire undershelves

* For perforated tops, laminar air flow is 23-25% depending on size.

	length		weight		cu	WITH TWO C-FRAMES		WITH TWO H-FRAMES		WITH ONE C-FRAME AND ONE WIRE SHELF		WITH ONE H-FRAME AND ONE WIRE SHELF		WITH TWO WIRE SHELVES	
	in.	mm	lb.	kg	ft	model #	list	model #	list	model #	list	model #	list	model #	list
24″ width *(610mm)*	36″	914	65	29.5	4.4	**WOAPEP2436T-2C**	3157	**WOAPEP2436T-2H**	3157	**WOAPEP2436T-1C-1W**	3157	**WOAPEP2436T-1H-1W**	3157	**WOAPEP2436T-2W**	3157
	48″	1219	81	36.7	5.7	**WOAPEP2448T-2C**	3685	**WOAPEP2448T-2H**	3685	**WOAPEP2448T-1C-1W**	3685	**WOAPEP2448T-1H-1W**	3685	**WOAPEP2448T-2W**	3685
	60″	1524	97	44.0	7.0	**WOAPEP2460T-2C**	4384	**WOAPEP2460T-2H**	4384	**WOAPEP2460T-1C-1W**	4384	**WOAPEP2460T-1H-1W**	4384	**WOAPEP2460T-2W**	4384
30″ width *(762mm)*	36″	914	75	34.0	4.4	**WOAPEP3036T-2C**	3743	**WOAPEP3036T-2H**	3743	**WOAPEP3036T-1C-1W**	3743	**WOAPEP3036T-1H-1W**	3743	**WOAPEP3036T-2W**	3743
	48″	1219	94	42.6	5.7	**WOAPEP3048T-2C**	4289	**WOAPEP3048T-2H**	4289	**WOAPEP3048T-1C-1W**	4289	**WOAPEP3048T-1H-1W**	4289	**WOAPEP3048T-2W**	4289
	60″	1524	113	51.3	7.0	**WOAPEP3060T-2C**	4792	**WOAPEP3060T-2H**	4792	**WOAPEP3060T-1C-1W**	4792	**WOAPEP3060T-1H-1W**	4792	**WOAPEP3060T-2W**	4792
36″ width *(914mm)*	36″	914	85	38.6	5.0	**WOAPEP3636T-2C**	3927	**WOAPEP3636T-2H**	3927	**WOAPEP3636T-1C-1W**	3927	**WOAPEP3636T-1H-1W**	3927	**WOAPEP3636T-2W**	3927
	48″	1219	108	49.0	7.0	**WOAPEP3648T-2C**	4625	**WOAPEP3648T-2H**	4625	**WOAPEP3648T-1C-1W**	4625	**WOAPEP3648T-1H-1W**	4625	**WOAPEP3648T-2W**	4625
	60″	1524	131	59.4	9.0	**WOAPEP3660T-2C**	5396	**WOAPEP3660T-2H**	5396	**WOAPEP3660T-1C-1W**	5396	**WOAPEP3660T-1H-1W**	5396	**WOAPEP3660T-2W**	5396

Contact factory for custom workstation configurations.

Options for adjusTable® Work Surface Systems

Optional Table Mount Keyboard Station

20½˝ wide x 11½˝ deep *(521 x 292mm)*.

weight lbs.	weight kg	cubic feet	stainless steel model #	stainless steel list
6.0	2.7	0.35	**KBD-1/SS**	472



keyboard station

Optional Utility Drawers

Stainless steel construction. Enclosed assembly comes complete with housing, drawer, drawer pan, and drawer front. Guides and rollers included.

			with Pull Flange and Full Front				Enclosed Assembly			
length x width x height in.	length x width x height mm	cu ft	weight lbs.	weight kg	part #	list	weight lbs.	weight kg	part #	list
20˝ x 20˝ x 5˝	508 x 508 x 127	3.0	25	11.3	**501571•**	537	35	15.9	**501572•**	975



model #501571 utility drawer



model #501572 enclosed assembly

Roll Bag Dispensers

see spec sheet **EG04.00**



Not recommended on casters.

An effective means for dispensing rolls of bags, film, or tube stock. An easy way to establish protocol by avoiding inadvertent mixing of non-compatible chemicals.

FEATURES:

- Two 14˝ x 48˝ *(356 x 1219mm)* wire shelves.
- Eight removable dispensing bars.
- One 3-sided channel frame.
- Four 74˝ *(1829mm)* posts with 30˝ *(762mm)* outrigger feet—featuring triangular foot plates—for stability.
- Dispensing bars are adjustable on 1˝ *(25mm)* increments.
- Custom sizes available.

60-lb. weight capacity per bar!

overall width x length in.	overall width x length mm	shelf width x length in.	shelf width x length mm	weight lbs.	weight kg	cu ft	chrome model #	chrome list	stainless steel model #	stainless steel list
30˝ x 48˝	762 x 1219	14˝ x 48˝	356 x 1219	79	35.8	2.3	**BD1448C**	2108	**BD1448S**	3143

100 Industrial Boulevard, Clayton, DE 19938-8903 U.S.A.
Phone: 302-653-3000. Fax: 302-653-2065
http://www.eaglemhc.com

EAGLE MHC Division
Material Handling, Healthcare & Cleanroom Equipment

Shoe Racks

see spec sheet **EG04.09**



patented QuadTruss design
(Patent #5,390,803)

Wire shelves offer the optimum combination of laminar flow and ventilation for the storage of cleanroom shoes.

FEATURES:

- Rods & tabs run through the shelves to create the cubbies for each pair of shoes.
- Shoe racks may be configured in chrome plated as well as electropolished stainless steel.
- Foot plates are included for fastening to the floor.
- 86″ *(2184mm)* post height.

Note: Optional snap-on plastic label holders are available for identification of each cubby.

	length*		weight		cu	# of	cubby size width x height		chrome		stainless steel	
	in.	mm	lbs.	kg	ft	cubbies	in.	mm	model #	list	model #	list
14″ width *(356mm)*	36″	914	133	60.3	4	40	9″ x 6½″	229 x 165	**SR1436C**	1576	**SR1436S**	4822
	48″	102	153	69.4	4	50	9½″ x 6½″	241 x 165	**SR1448C**	1792	**SR1448S**	5444
	60″	1524	190	86.2	8	60	10″ x 6½″	254 x 165	**SR1460C**	2024	**SR1460S**	5660
	72″	1829	220	99.8	8	80	9″ x 6½″	229 x 165	**SR1472C**	2240	**SR1472S**	6816

*Available in any shelf length. For information on shelf lengths, see "Wire Shelves," page 6.

Vertical Storage Cabinets

SEFA

see spec sheet **EG04.11**



vertical storage cabinet with flat top

FEATURES:

- Type 304 stainless steel construction.
- Four (4) adjustable intermediate shelves.
- Hinged doors with wire-style pulls.
- Stationary units feature stainless steel legs with 1″ *(25mm)* adjustable bullet feet.
- Mobile "-CPB" units include 5″ *(127mm)*-diameter swivel/brake casters with poly tread.

Note: Custom sizes, glass doors, locks, and additional shelves available upon request. Please contact factory for pricing on these options.

Consult factory for pricing.

depth		width			with Flat Top: height		weight			with Sloped Top: height		weight		
in	mm	in.	mm		in.	mm	lbs.	kg	model #	in.	mm	lbs.	kg	model #
18″	457	36″	914	stationary	72″	1829	416	188.7	**SSC-TSC-1836**	77″	1956	419	190.0	**SSC-TSCST-1836**
18″	457	48″	1219	stationary	72″	1829	490	222.3	**SSC-TSC-1848**	77″	1956	495	224.5	**SSC-TSCST-1848**
24″	610	36″	914	stationary	72″	1829	458	207.7	**SSC-TSC-2436**	77″	1956	461	209.1	**SSC-TSCST-2436**
24″	610	48″	1219	stationary	72″	1829	539	244.5	**SSC-TSC-2448**	77″	1956	545	247.2	**SSC-TSCST-2448**
24″	610	36″	914	mobile	72″	1829	462	209.6	**SSC-TSC-2436-CPB**	78″	1981	465	210.9	**SSC-TSCST-2436-CPB**
24″	610	48″	1219	mobile	72″	1829	543	246.3	**SSC-TSC-2448-CPB**	78″	1981	549	249.0	**SSC-TSCST-2448-CPB**

Stainless Steel Countertops





stainless steel countertops fabricated to drawings indicating backsplash height, raised edge and field condition requirements

- 16 or 14 gauge, type 304 or 316 stainless steel. Other gauges and types of stainless available to meet the function and chemical resistant demands of highly specialized labs.
- Standard front edge Square or Box Marine, unless otherwise specified. See *detail 1* on next page.
- Back and end splashes are manufactured per specification. See *details 2 & 3* on next page. All working surfaces and sink bowls have coved sanitary horizontal and vertical corners.
- Either a mechanical hairline seam or field welded joint available per your specifications.
  Maximum length without seam is 144˝ if no end splash. Length is reduced by 5½˝ for each end splash that may be required.
- Fabricated sink bowls available in most any size and depth with single or multiple compartments.
- For backsplash mounted faucets, splash will need to be at least 2˝ deep for plumbing access, holes for deck mounted faucets are typically centered 1½˝ from the edge of sink bowl.
- Both L-shaped and U-shaped tops are available per your drawings.
  - Corners are mitered and factory welded.
  - Maximum size without field joint provisions is 96˝ x 96˝ to fit into standard trailer for ground shipment.
- Countertops have stainless steel reinforcing hat channels. Sound deadening tape is factory installed. Top support options include National Sanitation Foundation (NSF)-listed sprayed latex sound deadening and marine grade plywood backing with white laminate facing.
- Standard packaging is wood reinforced cardboard and is included in the cost. Should full crating be required, it too will be included in the cost.





100 Industrial Boulevard, Clayton, DE 19938-8903 U.S.A.
Phone: 302-653-3000. Fax: 302-653-2065
http://www.eaglemhc.com

EAGLE MHC Division
Material Handling, Healthcare & Cleanroom Equipment

Stainless Steel Countertops

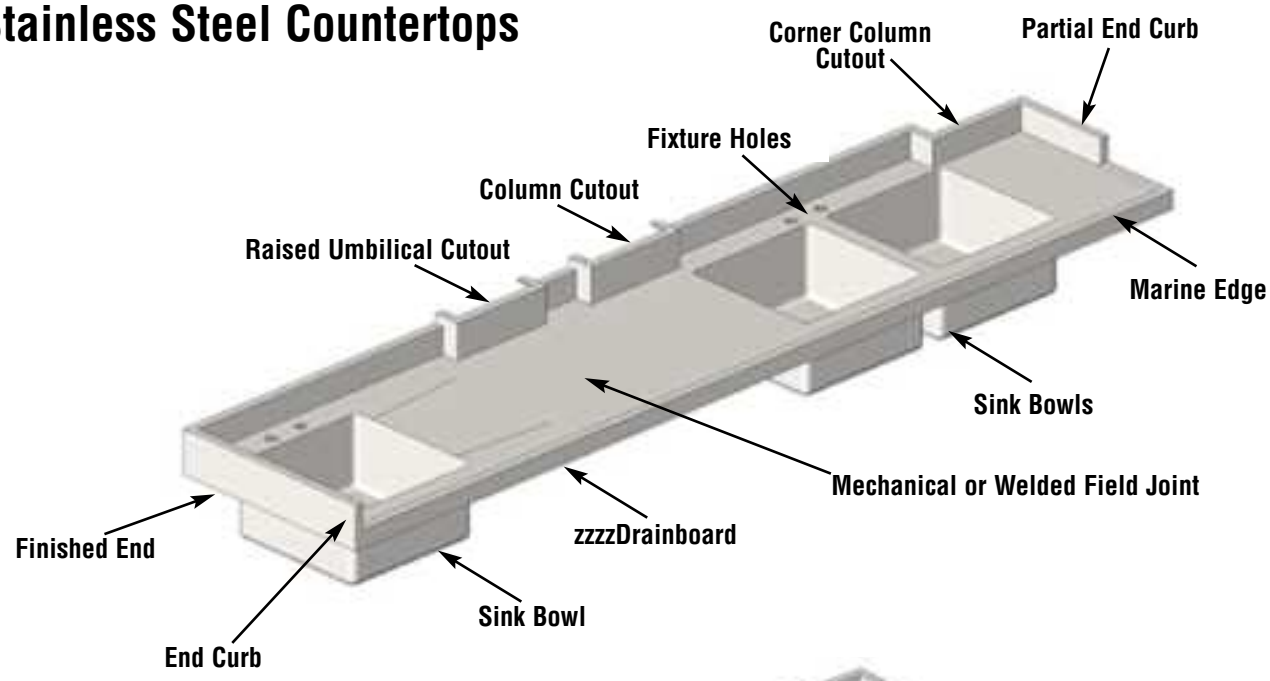

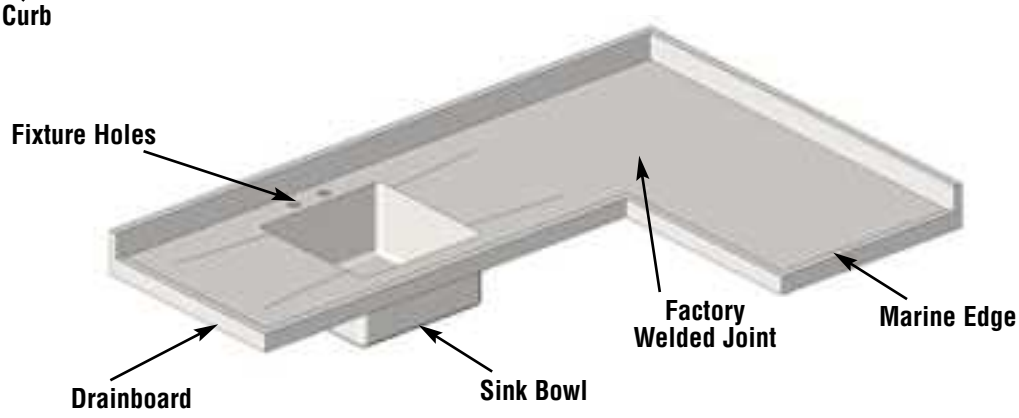

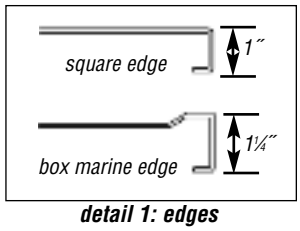

detail 1: edges

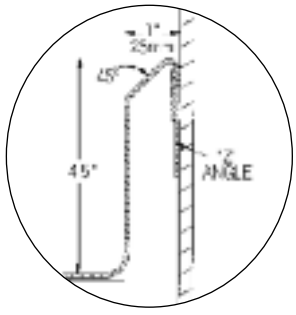

detail 2:
example of a 4½″ backsplash with 45° return
(backsplash built to specification)

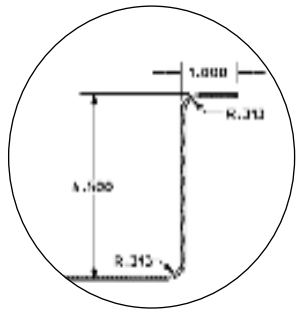

detail 3:
example of a 4½″ backsplash with 90° return
(backsplash built to specification)

NOTE: – Drawings to be submitted for approval prior to fabrication using the latest version of AutoCad software. They will be emailed in Adobe Acrobat format (.pdf) unless specified otherwise. AutoCad files (.dwg) are available upon request.
– Complete field welding and finishing services are available at additional expense.

Consult factory for pricing.

NOTES

100 Industrial Boulevard, Clayton, DE 19938-8903 U.S.A.
Phone: 302-653-3000. Fax: 302-653-2065
http://www.eaglemhc.com

Exchange Carts

EC Series 150
ECD Series 150
ECD7/ECE7 Series 153
ECDS Series 151
ECDT Series 152
ECE Series 150
ECES Series 151
ECET Series 153
ECS Series 151
ECT Series 152

Carts

Basket 159
Catheter Procedure 158
Catheter Storage 157
Inhalation Therapy 156
Linen 156
Mail 156
Patient Article Carts/Accessories 154
Sterile Wrap 157
Suture 155
Wire Basket Utility 158

Steril-Eze® Surgical Case Carts

Open 159
Open Wire 159

More Healthcare

Cart Covers 162
Double-Sided Bin-Holder Rails 164
Foot Stools 155
I.V. Stands 154
Instrument Tables 161
Mobile Garment Racks 161
Plate Casters 154
Shower Benches 160
Stainless Steel Overlays.....164
Storage Bins 163
Surgical Scrub Sinks 160

Kanban Supply Storage Carts

product announcement **EG8097**



patented QuadTruss design

(Patent #5,390,803)

Patented QuadTruss® Design
makes shelves up to 25% stronger and provides a retaining ledge for increased strength and product retention.

Consult factory for additional configurations.

FEATURES:

- Six wire reverse mat shelves each contain a lip on all sides to ensure bins stay in place. Each shelf accommodates two rows of 14¾″ *(375mm)*-deep bins (see photo at left).
- Shelf slanted for ease of sliding supply bins forward, and for greater visibility of contents.
- 68″ *(1727mm)* overall height includes 63″ (1600mm)-high 1″ *(25mm)* diameter posts, and 5″ *(127mm)*-diameter swivel casters—two with brake.
- Shelves and posts feature chrome finish.

width x length		bin capacity per shelf				
		bin size:	bin size:	bin size:		
in.	mm	14-3/4″ x 5-1/2″ x 5″	14-3/4″ x 8-1/4″ x 7″	14-3/4″ x 16-1/2″ x 7″	model #	list
30″ x 36″	914 x 914	12	8	4	**ELKB-3036-C**	2165
30″ x 48″	914 x 1219	12	10	4	**ELKB-3048-C**	2473



Optional Supply Bins

width		length		height			
in.	mm	in.	mm	in.	mm	model #	list
14¾″	375	5½″	140	7″	178	**KB-234-BL**	28
14¾″	375	8¼″	210	7″	178	**KB-240-BL**	47
14¾″	375	16½″	419	7″	178	**KB-250-BL**	77

Healthcare Products For Hospitals

Products for Environmental Services



Products for Facilities and Biomedical



Products for Laboratories



Products for Pharmacy



Click on the brochure cover to download the latest brochure

100 Industrial Boulevard, Clayton, DE 19938-8903 U.S.A.
Phone: 302-653-3000. Fax: 302-653-2065
http://www.eaglegrp.com

EAGLE MHC Division
Material Handling, Healthcare & Cleanroom Equipment

Healthcare Products For Hospitals

Products for Sterile Processing



Products for Facilities and Biomedical



Stainless Steel Inset Casework



Safety Breath Shields



Click on the brochure cover to download the latest brochure

Exchange Carts

see spec sheet **EG05.09A**

Meets all requirements for supply exchange in any healthcare environment.

patented QuadTruss design

(Patent #5,390,803)

Patented QuadTruss® Design
makes shelves up to 25% stronger and provides a retaining ledge for increased strength and product retention.

FEATURES:

- Chrome-plated posts are grooved and are numbered on one-inch increments, enabling shelving to be adjusted up and down.
- Open-wire construction reduces dust and contamination build-up.
- Five chrome-plated wire shelves.
- With various shelving configurations, caster styles, accessory packages, and a number of sizes, these carts are the ultimate in versatility!



#EC2160C

EC Series

5″ *(127mm)* resilient stem casters *(two with brake)*. Six plastic label holders. 69″ *(1753mm)* overall height.

shelf width x length in.	mm	weight lbs.	kg	cubic feet	model #	list
21″ x 48″	533 x 1219	93	42.2	6.3	**EC2148C**	846
21″ x 60″	533 x 1524	114	51.7	7.3	**EC2160C**	947
24″ x 48″	610 x 1219	106	48.1	6.8	**EC2448C**	913
24″ x 60″	610 x 1524	131	59.4	8.3	**EC2460C**	1031



#ECD2448C

ECD Series

6″ *(152mm)* polyurethane casters *(two with brake)*. Chrome dolly frame with wraparound bumper. 6″ *(152mm)* deep tote boxes with dividers. Shelf dividers. Six plastic label holders. One slide assembly. 70″ *(1778mm)* overall height.

shelf width x length in.	mm	weight lbs.	kg	cubic feet	# of tote boxes	# of shelf dividers	model #	list
21″ x 48″	533 x 1219	123	55.8	9.9	2	2	**ECD2148C**	2568
21″ x 60″	533 x 1524	146	66.2	12.2	2	3	**ECD2160C**	2694
24″ x 48″	610 x 1219	163	73.9	19.6	2	2	**ECD2448C**	2657
24″ x 60″	610 x 1524	188	85.3	19.6	2	3	**ECD2460C**	2822



#ECE2448C

ECE Series

8″ *(203mm)* polyurethane casters *(two with brake)*. Chrome dolly frame with wraparound bumper. Side and back enclosure panels. Slide assemblies. 6″ *(152mm)* deep tote boxes with box dividers. Shelf dividers. 12 plastic label holders. 72″ *(1829mm)* overall height.

shelf width x length in.	mm	weight lbs.	kg	cubic feet	# of tote boxes	# of shelf dividers	# of super slides	model #	list
21″ x 48″	533 x 1219	160	72.6	20.3	2	4	1	**ECE2148C**	3115
21″ x 60″	533 x 1524	185	83.9	25.2	4	6	2	**ECE2160C**	3668
24″ x 48″	610 x 1219	178	80.7	23.5	2	4	1	**ECE2448C**	3202
24″ x 60″	610 x 1524	203	92.1	34.8	4	6	2	**ECE2460C**	3806

100 Industrial Boulevard, Clayton, DE 19938-8903 U.S.A.
Phone: 302-653-3000. Fax: 302-653-2065
http://www.eaglegrp.com

EAGLE MHC Division
Material Handling, Healthcare & Cleanroom Equipment

Exchange Carts

see spec sheet **EG05.09A** **EG05.09B**

Meets all requirements for supply exchange in any healthcare environment.

patented QuadTruss design

(Patent #5,390,803)

Patented QuadTruss® Design
makes shelves up to 25% stronger and provides a retaining ledge for increased strength and product retention.

FEATURES:

- Chrome-plated posts are grooved and are numbered on one-inch increments, enabling shelving to be adjusted up and down.
- Open-wire construction reduces dust and contamination build-up.
- Four chrome-plated wire shelves.
- With various shelving configurations, caster styles, accessory packages, and a number of sizes, these carts are the ultimate in versatility!

ECS Series

5″ *(127mm)* resilient stem casters *(two with brake).* One stainless steel solid shelf. Six plastic label holders. 69″ *(1753mm)* overall height.

shelf width x length in.	mm	weight lbs.	kg	cubic feet	model #	list
21″x 48″	533 x 1219	158	71.6	6.3	**ECS2148C**	1083
21″x 60″	533 x 1524	183	83.0	7.3	**ECS2160C**	1218
24″x 48″	610 x 1219	173	78.5	6.8	**ECS2448C**	1153
24″x 60″	610 x 1524	193	87.5	8.3	**ECS2460C**	1313



#ECS2160C

ECDS Series

6″ *(152mm)* polyurethane casters *(two with brake).* One stainless steel solid shelf. Chrome dolly frame with wraparound bumper. One slide assembly. 6″ *(152mm)* deep tote boxes with box dividers. Shelf dividers. Six plastic label holders. 70″ *(1778mm)* overall height.

shelf width x length in.	mm	weight lbs.	kg	cubic feet	# of tote boxes	# of shelf dividers	model #	list
21″x 48″	533 x 1219	185	83.9	15.8	2	2	**ECDS2148C**	2808
21″x 60″	533 x 1524	200	90.7	19.2	2	3	**ECDS2160C**	2996
24″x 48″	610 x 1219	192	87.1	15.8	2	2	**ECDS2448C**	2862
24″x 60″	610 x 1524	218	98.9	19.2	2	3	**ECDS2460C**	3104



#ECDS2160C

ECES Series

8″ *(203mm)* polyurethane casters *(two with brake).* One stainless steel solid shelf. Chrome dolly frame with wraparound bumper. Side and back enclosure panels. Slide assemblies. 6″ *(152mm)* deep tote boxes with box dividers. Shelf dividers. 12 plastic label holders. 72″ *(1829mm)* overall height.

shelf width x length in.	mm	weight lbs.	kg	cubic feet	# of tote boxes	# of shelf dividers	# of super slides	model #	list
21″x 48″	533 x 1219	160	72.6	20.3	2	4	1	**ECES2148C**	3303
21″x 60″	533 x 1524	185	83.9	25.2	4	6	2	**ECES2160C**	3669
24″x 48″	610 x 1219	178	80.7	23.5	2	4	1	**ECES2448C**	3380
24″x 60″	610 x 1524	203	92.1	34.8	4	6	2	**ECES2460C**	3900



#ECES2160C

Exchange Carts

see spec sheet **EG05.09B** **EG05.09C**

patented QuadTruss design

(Patent #5,390,803)

Patented QuadTruss® Design
makes shelves up to 25% stronger and provides a retaining ledge for increased strength and product retention.

FEATURES:

- Chrome-plated posts are grooved and are numbered on one-inch increments, enabling shelving to be adjusted up and down.
- Open-wire construction reduces dust and contamination build-up.
- Four chrome-plated wire shelves.
- Choice of chrome-plated wire or stainless steel solid fifth shelf.

Meets all requirements for supply exchange in any healthcare environment.

With various shelving configurations, caster styles, accessory packages, and a number of sizes, these exchange carts are the ultimate in versatility.



#ECT2160C

ECT Series

5″ *(127mm)* resilient stem casters *(two with brake)*. One slide assembly. Two 6″ *(152mm)* deep tote boxes with box dividers. Six plastic label holders. 69″ *(1753mm)* overall height.

shelf width x length				cubic	# of tote			
in.	mm	weight lbs.	weight kg	feet	boxes	shelves	model #	list
21″ x 60″	533 x 1524	166	75.3	11.6	2	5-wire	**ECT2160C**	1238
21″ x 60″	533 x 1524	191	86.6	11.6	2	4-wire, 1-solid	**ECTS2160C**	1513
24″ x 60″	610 x 1524	181	82.1	11.6	2	5-wire	**ECT2460C**	1326
24″ x 60″	610 x 1524	206	93.4	11.6	2	4-wire, 1-solid	**ECTS2460C**	1608



#ECDTS2160C

ECDT Series

6″ *(152mm)* polyurethane casters *(two with brake)*. Chrome dolly frame with wraparound bumper. Three slide assemblies. Six tote boxes with box dividers. Three shelf dividers. Six plastic label holders. 70″ *(1778mm)* overall height.

shelf width x length				cu	tote boxes	tote boxes	tote boxes			
in.	mm	lbs.	kg	ft	3″ (76mm)	6″ (152mm)	9″ (229mm)	shelves	model #	list
21″ x 60″	533 x 1524	231	104.7	26.6	1	4	1	5-wire	**ECDT2160C**	3300
21″ x 60″	533 x 1524	241	109.3	26.6	1	4	1	4-wire, 1-solid	**ECDTS2160C**	3576
24″ x 60″	610 x 1524	246	111.6	26.6	1	4	1	5-wire	**ECDT2460C**	3412
24″ x 60″	610 x 1524	256	116.1	26.6	1	4	1	4-wire, 1-solid	**ECDTS2460C**	3694

100 Industrial Boulevard, Clayton, DE 19938-8903 U.S.A.
Phone: 302-653-3000. Fax: 302-653-2065
http://www.eaglegrp.com

EAGLE MHC Division
Material Handling, Healthcare & Cleanroom Equipment

Exchange Carts

see spec sheet **EG05.09C**

patented QuadTruss design

(Patent #5,390,803)

Patented QuadTruss® Design
makes shelves up to 25% stronger and provides a retaining ledge for increased strength and product retention.

FEATURES:

- Chrome-plated posts are grooved and are numbered on one-inch increments, enabling shelving to be adjusted up and down.
- Open-wire construction reduces dust and contamination build-up.
- Four chrome-plated wire shelves.
- Choice of chrome-plated wire or stainless steel solid fifth shelf.

Meets all requirements for supply exchange in any healthcare environment.

With various shelving configurations, caster styles, accessory packages, and a number of sizes, these exchange carts are the ultimate in versatility.



ECET Series

6˝ *(152mm)* polyurethane casters (two with brake). Chrome dolly frame with wraparound bumper. Side and back enclosure panels. Three slide assemblies. Six tote boxes with box dividers. 12 plastic label holders. 72˝ *(1829mm)* overall height.

shelf width x length		weight		cu	tote boxes	tote boxes	tote boxes			
in.	mm	lbs.	kg	ft	3˝ (76mm)	6˝ (152mm)	9˝ (229mm)	shelves	model #	list
21˝ x 60˝	533 x 1524	250	113.4	29.6	1	4	1	5-wire	**ECET2160C**	3677
21˝ x 60˝	533 x 1524	260	117.9	29.6	1	4	1	4-wire, 1-solid	**ECETS2160C**	3953
24˝ x 60˝	610 x 1524	262	118.8	29.6	1	4	1	5-wire	**ECET2460C**	3761
24˝ x 60˝	610 x 1524	272	123.4	29.6	1	4	1	4-wire, 1-solid	**ECETS2460C**	4044



ECD7/ECE7 Series

8˝ *(203mm)* polyurethane casters *(two with brake)*. Choice of three shelf dividers or side and back enclosure panels. Three slide assemblies. Seven tote boxes with snap on card holders and box dividers. 12 plastic label holders. Chrome dolly frame with wraparound bumper. 72˝ *(1829mm)* overall height.

shelf width x length		weight		cu	tote boxes	tote boxes				
in.	mm	lbs.	kg	ft	3˝ (76mm)	6˝ (152mm)	shelves	other	model #	list
24˝ x 60˝	610 x 1524	226	102.5	19.6	2	5	5-wire	shelf dividers	**ECD72460C**	3632
24˝ x 60˝	610 x 1524	236	107.0	19.6	2	5	4-wire, 1-solid	shelf dividers	**ECD7S2460C**	3916
24˝ x 60˝	610 x 1524	250	113.4	28.8	2	5	5-wire	enclosure panels	**ECE72460C**	3990
24˝ x 60˝	610 x 1524	260	117.9	28.8	2	5	4-wire, 1-solid	enclosure panels	**ECE7S2460C**	4274

I.V. Stands

see product announcement **EG05.19**

description	weight lbs.	weight kg	cu ft	model #	list
with black epoxy coated top	28	12.7	2.7	**IV-1**	627
with blue epoxy coated top	28	12.7	2.7	**IV-2**	627
with green epoxy coated top	28	12.7	2.7	**IV-3**	627
with red epoxy coated top	28	12.7	2.7	**IV-4**	627

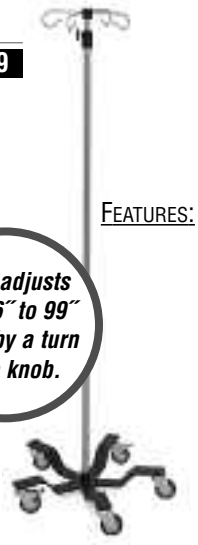

Easily adjusts from 66″ to 99″ height by a turn of the knob.

FEATURES:

- 16 gauge type 304 stainless steel 1″ *(25mm)*-diameter pole.
- Heavy carbon steel five-leg base with black epoxy finish.
- 3″ *(76mm)* swivel casters with chrome-plated hood and rubber tread—two with brake.
- Four-hook top with stainless steel finish.

Accessories for I.V. Stands

description	weight lbs.	weight kg	model #	list
patient handle & accessory tray	3	1.4	**380401**	197
two-cylinder holder	5	2.3	**380402**	160
electrical strip	4	1.8	**380403**	590
wire basket	4	1.8	**380404**	160



#380401



#380402



#380404

Patient Article Carts

see spec sheet **EG05.10**

FEATURES:

- 24″ *(610mm)* long coat hanger tube and 12 rods.

Overall Heights:
"PC" carts = 68″ (1727mm)
"PCH" carts = 68½″ (1740mm)



PCH model shown

	length in.	length mm	weight lbs.	weight kg	cu ft	intermediate shelf length in.	intermediate shelf length mm	style	# of dividers	# of bin markers	model #	list
24″ width ***(610mm)***	48″	1219	103	46.7	13.6	24″	610	standard	8	12	**PC2448-C**	1478
	60″	1524	126	57.2	18.2	36″	914	standard	12	16	**PC2460-C**	1720
	48″	1219	166	75.8	24.8	24″	610	heavy duty	8	12	**PCH2448-C**	1762
	60″	1524	188	85.3	25.4	36″	914	heavy duty	12	16	**PCH2460-C**	1932

Patient Article Cart Covers

shelf width x length in.	shelf width x length mm	post height in.	post height mm	weight lbs.	weight kg	cu ft	uncoated w/zipper model #	uncoated w/zipper list	coated w/zipper model #	coated w/zipper list
24″ x 48″	610 x 1219	63″	1600	4	1.8	0.5	**CZ-63-2448**	262	**CZC-63-2448**	391
24″ x 60″	610 x 1524	63″	1600	5	2.3	0.6	**CZ-63-2460**	311	**CZC-63-2460**	426

Accessories for Patient Article Carts

description	weight lbs.	weight kg	cubic feet	model #	list
8″ *(203mm)* divider	1.8	0.8	0.5	**SD24-C**	43
rod *(includes 4 fastening tabs)*	0.5	0.2	0.4	**R63-C**	17
plastic label holder	—	—	—	**A204331**	4
24″ x 24″ *(610 x 610mm)* chrome shelf	9.5	4.3	0.8	**2424C**	100
24″ x 36″ *(610 x 914mm)* chrome shelf	13.6	6.2	0.8	**2436C**	106

Polyurethane Plate Casters

see spec sheet **EG01.05B**

(•) MTS *(made to stock)* / ( ) MTO *(made to order)*

type	capacity lbs.	capacity kg	wheel diameter in.	wheel diameter mm	wheel face in.	wheel face mm	weight lbs.	weight kg	cu ft	EAGLEbrite® zinc model #	EAGLEbrite® zinc list
swivel	600	272.1	6″	152	2″	51	9.0	4.1	0.5	**CPS6P-600** •	122
brake	600	272.1	6″	152	2″	51	9.0	4.1	0.5	**CPB6P-600** •	137
rigid	600	272.1	6″	152	2″	51	9.0	4.1	0.5	**CPR6P-600**	137
swivel	700	317.5	8″	203	2″	51	10.5	4.8	1.0	**CPS8P-700**	137
brake	700	317.5	8″	203	2″	51	10.5	4.8	1.0	**CPB8P-700**	154
rigid	700	317.5	8″	203	2″	51	10.5	4.8	1.0	**CPR8P-700**	154



with brake

100 Industrial Boulevard, Clayton, DE 19938-8903 U.S.A.
Phone: 302-653-3000. Fax: 302-653-2065
http://www.eaglegrp.com

EAGLE MHC Division
Material Handling, Healthcare & Cleanroom Equipment

Suture Carts

see spec sheet **EG05.08**



FEATURES:

- 18˝ *(457mm)* width.
- Four or five specially designed, adjustable slanted shelves for quick and easy access to sutures.
- Shelves adjust up to 30˚ slant.
- Open-wire construction.
- All models include three dividers per shelf.
- 5˝ *(127mm)* casters, two of which have brakes, are chrome-plated with polyurethane tread.
- All components are chrome-plated.

(•) MTS *(made to stock)* / ( ) MTO *(made to order)*

4-Shelf Units — 63˝ *(1600mm)* overall height.

	length in.	length mm	post height in.	post height mm	weight lbs.	weight kg	cu ft	model #	list
18˝ width *(457mm)*	36˝	914	54˝	1372	62	28.1	2.5	**SCH1836C-4**	1230
	48˝	1219	54˝	1372	66	29.9	3.5	**SCH1848C-4**	1234

5-Shelf Units — 70˝ *(1778mm)* overall height.

	length in.	length mm	post height in.	post height mm	weight lbs.	weight kg	cu ft	model #	list
18˝ width *(457mm)*	36˝	914	63˝	1600	73	33.1	3.5	**SCH1836C-5**	1471
	48˝	1219	63˝	1600	81	36.7	5.3	**SCH1848C-5**	1552

Options for Suture Carts

Customize your unit to suit any application.

length in.	length mm	weight lbs.	weight kg	cubic feet	description	model #	list
36˝	914	3	1.4	1.0	3 shelf add-on	**SCH1836C**	126
48˝	1219	5	2.3	1.8	4 shelf add-on	**SCH1848C**	141
18˝	457	1	0.5	0.3	divider	**M18C •**	51

Suture Cart Covers…

shelf width x length in.	shelf width x length mm	post height in.	post height mm	weight lbs.	weight kg	cu ft	…White Coated Nylon* with zipper model #	list	…White Coated Nylon* with velcro model #	list	…White Uncoated Polyester with zipper model #	list	…White Uncoated Polyester with velcro model #	list
18˝ x 36˝	457 x 914	54˝	1372	3	1.4	1	**CZC-54-1836**	311	**CVC-54-1836**	320	**CZ-54-1836**	180	**CV-54-1836**	197
18˝ x 48˝	457 x 1219	54˝	1372	4	1.8	1	**CZC-54-1848**	320	**CVC-54-1848**	339	**CZ-54-1848**	200	**CV-54-1848**	213
18˝ x 36˝	457 x 914	63˝	1600	3	1.4	1	**CZC-63-1836**	316	**CVC-63-1836**	334	**CZ-63-1836**	190	**CV-63-1836**	202
18˝ x 48˝	457 x 1219	63˝	1600	4	1.8	1	**CZC-63-1848**	331	**CVC-63-1848**	342	**CZ-63-1848**	201	**CV-63-1848**	217

* White-coated nylon covers are fire-retardant.

Foot Stools

see spec sheet **EG05.04**



300-lb. Weight capacity!

FEATURES:

- Single-step foot stool.
- All-welded construction.
- Flared legs with rubber tips.
- Non-slip rubber mat.
- Chrome or stainless steel finish.

width x length x height in.	width x length x height mm	weight lbs.	weight kg	cubic feet	finish	model #	list
11⅜˝ x 14¼˝ x 9˝	289 x 362 x 229	8	3.6	1.0	stainless steel	**SFS16S**	456
11⅜˝ x 14¼˝ x 9˝	289 x 362 x 229	10	4.5	1.0	chrome	**SFS14C**	168

Linen Carts

see spec sheet **EG05.02**



STANDARD FEATURES:

- Four chrome-plated wire shelves.
- One solid stainless steel shelf.
- Chrome-plated 63″ *(1600mm)* posts.
- 5″ *(127mm)* resilient stem casters *(two with brake)*.
- Donut bumpers.

HEAVY DUTY FEATURES:

- Four chrome-plated wire shelves.
- One solid stainless steel shelf.
- Chrome-plated dolly frame with wraparound bumper.
- 6″ *(152mm)* polyurethane casters *(two with brake)*.
- Side and back enclosure panels.
- Chrome plated posts, aluminum split sleeves.
- Locking hardware.

Heavy Duty Linen Cart — 69″ *(1753mm)* overall height.

*width x length		weight		cubic		
in.	mm	lbs.	kg	feet	model #	list
24″ x 60″	610 x 1524	240	108.9	29	**LCD2460C**	3283

* Shelf width x length. Dolly is 29¾″ width x 64⅞″ length *(756 x 1648mm)*.

Standard Duty Linen Cart — 72″ *(1829mm)* overall height.

*width x length		weight		cubic		
in.	mm	lbs.	kg	feet	model #	list
24″ x 60″	610 x 1524	190	86.2	8.3	**LC2460C**	1315

* Shelf width x length. Dolly is 29¾″ width x 64⅞″ length *(756 x 1648mm)*.

Mail Cart

see spec sheet **EG05.04**



Designed to handle internal/external mail distribution.

FEATURES:

- 5″ *(127mm)* swivel casters on front.
- 10″ *(254mm)* rigid roller-bearing casters on rear.
- Nickel-chrome finished.
- 1″ *(25mm)* tubular frame.
- 11″ *(279mm)* height top basket for files.
- 7″ *(178mm)* height bottom basket for boxes.

overall width x length x height		weight		cubic		
in.	mm	lbs.	kg	feet	model #	list
28″ x 47″ x 38½″	711 x 1194 x 978	60	27.2	6.0	**MC-1**	1322

Inhalation Therapy Cart

see spec sheet **EG05.12**



patented QuadTruss design

(Patent #5,390,803)

Patented QuadTruss® Design
makes shelves up to 25% stronger and provides a retaining ledge for increased strength and product retention.

FEATURES:

- Bottom shelf, handles and trussed frames are chrome plated.
- Cylinder racks are 5/16″ *(8mm)* in diameter with 4½″ x 4½″ *(114 x 114mm)* openings for gas cylinders.
- Racks accommodate twelve D or E cylinders and are plastisol coated.
- Cart design conforms to NFPA-99.
- Aluminum split sleeves and four UL recognized 5″ *(127mm)* conductive casters.

(•) MTS *(made to stock)* / ( ) MTO *(made to order)*

width x length x height		weight		cubic		
in.	mm	lbs.	kg	feet	model #	list
20″ x 27″ x 31½″	508 x 686 x 1016	41	19	3.5	**GCC1•**	940

100 Industrial Boulevard, Clayton, DE 19938-8903 U.S.A.
Phone: 302-653-3000. Fax: 302-653-2065
http://www.eaglegrp.com

EAGLE MHC Division
Material Handling, Healthcare & Cleanroom Equipment

Sterile Wrap Carts



see spec sheet **EG05.05**

FEATURES:

- Chrome bottom shelf.
- Channel frame - chrome.
- Post material are chrome.
- 5″ *(127mm)* swivel casters with poly tread.

(•) MTS *(made to stock)* / ( ) MTO *(made to order)*

width x length x height in.	mm	weight lbs.	kg	cubic feet	model #	list
24″ x 48″ x 68″	610 x 1219 x 1727	83	37.6	7.6	**SWC2448C**	1511
24″ x 60″ x 68″	610 x 1524 x 1727	94	42.6	8.3	**SWC2460C**	1626

Sterile Wrap Cart Covers

shelf width x length in.	mm	post height in.	mm	weight lbs.	kg	cu ft	uncoated model #	list	coated model #	list
24″ x 48″	610 x 1219	63″	1600	4	1.8	0.4	**CZ-63-2448**	262	**CZC-63-2448**	391
24″ x 48″	610 x 1219	63″	1600	4	1.8	0.4	**CV-63-2448**	278	**CVC-63-2448**	411
24″ x 60″	610 x 1524	63″	1600	5	2.3	0.4	**CZ-63-2460**	311	**CZC-63-2460**	426
24″ x 60″	610 x 1524	63″	1600	5	2.3	0.4	**CV-63-2460**	320	**CVC-63-2460**	444

NOTE: In model numbers, “Z” stands for zipper and “V” for velcro enclosures

Additional Support Bars

length in.	mm	weight lbs.	kg	cu ft	model #	list
48″	1219	2.7	1.2	0.1	**SB48**	83
60″	1524	3.4	1.5	0.2	**SB60**	95

Catheter Storage Carts

product announcement **EG8094**

FEATURES:

- Catheter storage slides hang from underside of top shelf.
- Each slide accommodates 5 to 7 catheters.
- Card holder featured on front of each slide.
- Intermediate three-sided truss frame.
- Four 5″-diameter swivel casters, two with brake, with resilient tread and donut bumpers.
- 80″ *(203mm)* total height.
- Chrome finish.

	length in.	mm	# of slides	# of hooks per slide	chrome model #	list
18″ width *(457mm)*	36″	914	6	5	**ELCTH-1836C**	3562
	48″	1219	7	5	**ELCTH-1848C**	4101
	60″	1524	10	5	**ELCTH-1860C**	5588
	72″	1829	13	5	**ELCTH-1872C**	7180
21″ width *(533mm)*	36″	914	6	6	**ELCTH-2136C**	3712
	48″	1219	7	6	**ELCTH-2148C**	4319
	60″	1524	10	6	**ELCTH-2160C**	5939
	72″	1829	13	6	**ELCTH-2172C**	7534
24″ width *(610mm)*	36″	914	6	7	**ELCTH-2436C**	3916
	48″	1219	7	7	**ELCTH-2448C**	4556
	60″	1524	10	7	**ELCTH-2460C**	6214
	72″	1829	13	7	**ELCTH-2472C**	7892

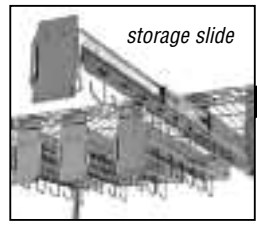

storage slide



#ELCTH-2436C

Catheter Storage Cart Covers

White coated nylon, with velcro fasteners.

	length in.	mm	model #	list
18″ width *(457mm)*	36″	914	**CVC-74-1836**	349
	48″	1219	**CVC-74-1848**	359
	60″	1524	**CVC-74-1860**	385
	72″	1829	**CVC-74-1872**	406
21″ width *(533mm)*	36″	914	**CVC-74-2136**	372
	48″	1219	**CVC-74-2148**	391
	60″	1524	**CVC-74-2160**	438
	72″	1829	**CVC-74-2172**	453
24″ width *(610mm)*	36″	914	**CVC-74-2436**	356
	48″	1219	**CVC-74-2448**	414
	60″	1524	**CVC-74-2460**	448
	72″	1829	**CVC-74-2472**	456

Optional Additional Single Storage Slides

fits shelves	model #	list
18″ (457mm) front-to-back	**ELCTH-18**	475
21″ (533mm) front-to-back	**ELCTH-21**	499
24″ (610mm) front-to-back	**ELCTH-24**	524

Catheter Procedure Carts

see spec sheet **EG05.03**



model #CPC6024D



model #CPC48B

Capable of holding a variety of sizes and styles of catheter packages.

FEATURES:

- All components are adjustable.
- Support bars are readily removable.
- Hooks, boxes, slides, bins, and wire ledges included with appropriate models.
- 5″ *(127mm)* swivel casters with polyurethane tread, two with brakes.
- 73″ *(1854mm)* height.

(•) MTS *(made to stock)* / ( ) MTO *(made to order)*

patented QuadTruss design

(Patent #5,390,803)

Patented QuadTruss® Design
makes shelves up to 25% stronger and provides a retaining ledge for increased strength and product retention.

Combination-Style Carts with 36″ *(914mm)* Side Shelves and four 24″ *(610mm)* Bars

	length in.	length mm	weight lbs.	weight kg	cubic feet	# of hooks included	maximum # of hooks per bar	max. # of boxes	tote slides	super bins	ledges	model #	list
24″ width *(610mm)*	60″	1524	146	66.2	15.0	16	5	N/A	N/A	N/A	N/A	**CPC6036**	2299
	60″	1524	174	78.9	17.8	16	5	2	1	6	6	**CPC6036D**	3005

Combination-Style Carts with 24″ *(610mm)* Side Shelves and four 36″ *(914mm)* Bars

	length in.	length mm	weight lbs.	weight kg	cubic feet	# of hooks included	maximum # of hooks per bar	max. # of boxes	tote slides	super bins	ledges	model #	list
24″ width *(610mm)*	60″	1524	149	67.6	9.8	24	9	N/A	N/A	N/A	N/A	**CPC6024**	2463
	60″	1524	162	73.5	18.6	24	9	2	1	6	6	**CPC6024D**	3128

Bulk Storage Carts with four 48″ *(1219mm)* Bars

width	length in.	length mm	weight lbs.	weight kg	cubic feet	# of hooks included	maximum # of hooks per bar	max. # of boxes	tote slides	super bins	ledges	model #	list
24″ *(610mm)*	48″	1219	82	37.2	8.7	32	13	N/A	N/A	6	6	**CPC48B**	2426

Bulk Storage Carts with four 60″ *(1524mm)* Bars

width	length in.	length mm	weight lbs.	weight kg	cubic feet	# of hooks included	maximum # of hooks per bar	max. # of boxes	tote slides	super bins	ledges	model #	list
24″ *(610mm)*	60″	1524	101	45.8	7.4	40	17	N/A	N/A	6	6	**CPC60B**	2682

Replacement Catheter Hook
11¾″ *(299mm)* length. Black epoxy finish.

model #	list
A204176	219

Wire Basket Utility Carts

spec sheet **EG01.35**



FEATURES:

- Includes swivel stem casters with bumpers and two push handles.
- 36½″ *(927mm)* overall cart height.

description	weight lbs.	weight kg	model #	list
1 chrome basket shelf, 1 chrome standard shelf	31	14.1	**WBC1836C-1B1W**	452
2 chrome basket shelves	32	14.5	**WBC1836C-2B**	399
1 replacement chrome basket shelf	10	4.5	**WBS1836C**	130

100 Industrial Boulevard, Clayton, DE 19938-8903 U.S.A.
Phone: 302-653-3000. Fax: 302-653-2065
http://www.eaglegrp.com

Basket Carts

see spec sheet **EG05.04**



Collapsible X-frame is ideal for mail, pharmacy, lab, medical records and other small tasks.

FEATURES:

- Maneuvers easily and quietly on 3″ *(76mm)* swivel casters with rubber tread.
- Tubular, chrome plated frame.
- Poly-coated wire baskets and basket support.

width x length x height in.	mm	weight lbs.	kg	cubic feet	description	model #	list
18″ x 26″ x 37″	457 x 661 x 940	26	11.8	12.0	cart with (2) 6″ baskets	**BC18**	808
18″ x 26″ x 37″	457 x 661 x 940	27	12.2	12.0	cart with (1) 6″ and (1) 12″ basket	**BC18-1**	838

Baskets for Basket Carts - Poly-coated white wire baskets.

width x length x height in.	mm	weight lbs.	kg	cubic feet	model #	list
14¼″ x 24½″ x 6″	362 x 620 x 152	5.5	2.5	1.8	**A203895**	91
14¼″ x 24½″ x 12″	362 x 620 x 305	6.5	3.0	2.8	**A203929**	124

Steril-Eze® Open Surgical Case Carts

see spec sheet **EG05.15**



FEATURES:

- Adjustable shelves.
- All type 304 stainless steel.
- Hemmed safety edges.
- 5″ *(127mm)* swivel casters with polyurethane tread, two with brakes.

(•) MTS *(made to stock)* / ( ) MTO *(made to order)*

width x length x height in.	mm	weight lbs.	kg	cu ft	description	model #	list
24″ x 36″ x 36″	610 x 914 x 914	89	40.4	3.8	open surgical case cart	**OSCC2436**	2283
24″ x 48″ x 36″	610 x 1219 x 914	118	53.5	3.8	open surgical case cart	**OSCC2448**	2429
12″ x 20″ x 4″	305 x 508 x 102	6	2.7	4.9	optional drawer	**A204178**	295

Steril-Eze® Open Wire Surgical Case Carts

see spec sheet **EG05.17**



patented QuadTruss design

(Patent #5,390,803)

Patented QuadTruss® Design
makes shelves up to 25% stronger and provides a retaining ledge for increased strength and product retention.

FEATURES:

- Wire shelves.
- Tote boxes & slides.
- Enclosure panels.
- Stainless steel finish.
- 5″ *(127mm)* swivel casters with polyurethane tread, two with brakes.

(•) MTS *(made to stock)* / ( ) MTO *(made to order)*

width x length x height* in.	mm	weight lbs.	kg	description	model #	list
24″ x 24″ x 60¼″	610 x 610 x 1530	88	39.9	4 wire shelves, 1 tote box	**OCC2424S**	3284
24″ x 48″ x 60¼″	610 x 1219 x 1530	130	59.0	4 wire shelves, 2 tote boxes	**OCC2448S**	3958

* Height includes casters.

Surgical Scrub Sinks

see product announcement **EG8178**

ADA-compliant



#SHS2424-1D



#SHS2424-1W-ADA

FEATURES:

- 16 gauge type 304 stainless steel.
- Removable front access panel.
- Electronic-eye gooseneck faucet.
- 4″ *(102mm)*-high backsplash.
- Square edge on front and sides.
- Sink bowl with deep slope basin.
- Temperature control mixing valve.
- Z-clips for wall mounting.
- Includes stainless steel flat strainer drain, tail piece, and p-trap.
- Includes flexible stainless steel supply hoses.

description	overall width x length x height in.	mm	bowl width x length x depth in.	mm	weight lbs.	kg	model #	list
wall-mount unit with deck mount faucet	24½″ x 24″ x 28″	622 x 610 x 711	17½″ x 20″ x 11″	445 x 508 x 279	87	39.5	**SHS2424-1D**	5974
ADA wall-mount unit with splash-mount faucet	20″ x 24″ x 29½″	508 x 610 x 749	16½″ x 20″ x 6½″	419 x 508 x 165	83	37.6	**SHS2424-1W-ADA**	5399

Wall Mounted Multi-Station Hand Sinks

see product announcement **EG8099**





Optional Faucet

description	model #	list
gooseneck spout, 8″ *(203mm)* center	**313075**	173

FEATURES:

- Single full-length bowl with basket drain(s) and rolled edge.
- 14/3 stainless steel construction.
- Wall-mounted tubular supports consists of 16 gauge 1⅝″ *(41mm)*-diameter tubing.
- Basket drain—two drains on sink #HSA-WM-96.
- Faucet holes at 8″ *(203mm)* on center.
- 9½″ *(241mm)* backsplash.

overall width x length x height in.	mm	bowl width x length x depth in.	mm	# of faucets required	weight lbs.	kg	model #	list
21 11/16″ x 48″ x 27 3/16″	551 x 1219 x 538	14″ x 43″ x 8″	356 x 1092 x 203	2	61	27.2	**HSA-WM-48**	5834
21 11/16″ x 60″ x 27 3/16″	551 x 1524 x 538	14″ x 55″ x 8″	356 x 1397 x 203	2	72	32.7	**HSA-WM-60**	5990
21 11/16″ x 72″ x 27 3/16″	551 x 1829 x 538	14″ x 67″ x 8″	356 x 1702 x 203	3	81	36.7	**HSA-WM-72**	6130
21 11/16″ x 96″ x 27 3/16″	551 x 2438 x 538	14″ x 91″ x 8″	356 x 2311 x 203	4	102	46.3	**HSA-WM-96**	7114

Shower Benches

product announcement **EG8189**

Teak wood slats offer superior water resistance, and can withstand heat, moisture and mold.



Consult factory for pricing.

FEATURES:

- Seat is made of full-length 1⅛″-thick x 3½″-wide *(29 x 89mm)* Burmese teak wood slats, featuring finished top edges, spaced for drainage.
- Wall-mounted model includes 11-gauge stainless steel drop brackets, allowing the bench to be folded down when not in use.
- Options available include lengths from 24″ to 36″ *(610 to 914mm)*, towel ring, soap/shower basket.

description	width in.	mm	length in.	mm	model #
wall mount, stainless brackets	16″	762	30″	762	**SB1630W**
floor mount, stainless base	16″	762	30″	762	**SB1630-S**
floor mount, teak wood base	16″	762	30″	762	**SB1630-T**

rd, Clayton, DE 19938-8903 U.S.A.
Phone: 302-653-3000. Fax: 302-653-2065
http://www.eaglegrp.com

EAGLE MHC Division
Material Handling, Healthcare & Cleanroom Equipment

Mobile Garment Racks

see spec sheet **EG01.28**



model # UR1836C

Convenient storage or transportation of lab coats, uniforms, or garments.

FEATURES:

- Top shelf for hats or flat items.
- Bottom shelf *(shelves)* for drying shoes or boots.
- 74″ *(1880mm)* height on stationary units,
- 80″ *(2032mm)* height on mobile units.
- 5″ *(127mm)* polyurethane tread casters.

(•) MTS *(made to stock)* / ( ) MTO *(made to order)*

width x length x height in.	mm	weight lbs.	kg	cubic feet	description	model #	list
18″ x 36″ x 80″	457 x 914 x 2032	48	21.8	2.2	unit as shown	**UR1836C**	652
18″ x 36″ x 80″	457 x 914 x 2032	64	29.0	2.2	same, plus 1 solid shelf	**URS1836C**	855
18″ x 48″ x 80″	457 x 1219 x 2032	52	23.6	2.6	unit as shown	**UR1848C**	697
18″ x 48″ x 80″	457 x 1219 x 2032	72	32.7	2.6	same, plus 1 solid shelf	**URS1848C**	937
18″ x 60″ x 80″	457 x 1524 x 2032	58	26.3	3.2	unit as shown	**UR1860C**	754
18″ x 60″ x 80″	457 x 1524 x 2032	82	37.2	3.2	same, plus 1 solid shelf	**URS1860C**	1073

Optional Wire Shelves

width x length in.	mm	weight lbs.	kg	cubic feet	model #	list
18″ x 36″	457 x 914	9	4.1	0.7	**1836C**	86
18″ x 48″	457 x 1219	12	5.5	0.9	**1848C**	103
18″ x 60″	457 x 1524	17	7.7	1.2	**1860C**	122

Optional Open Loop Hangers

weight lbs.	kg	cubic feet	chrome model #	list	stainless steel model #	list	electropolished model #	list
0.4	0.2	0.3	**OLH-C** •	18	**OLH-S** •	25	**OLH-EP**	29

Optional Closed Loop Hangers

weight lbs.	kg	cubic feet	chrome model #	list	stainless steel model #	list	electropolished model #	list
0.4	0.2	0.3	**CLH-C**	18	**CLH-S**	25	**CLH-EP**	27

Replacement Coat Hanger Tubes

length in.	mm	weight lbs.	kg	cubic feet	model #	list
24″	610	1.5	0.7	0.1	**CH24**	48
30″	762	1.7	0.8	0.1	**CH30**	52
36″	914	2.2	1.0	0.1	**CH36**	55
42″	1067	2.7	1.2	0.1	**CH42**	56
48″	1219	3.2	1.5	0.1	**CH48**	58
54″	1372	3.5	1.6	0.2	**CH54**	61
60″	1524	3.8	1.7	0.2	**CH60**	65

Instrument Tables

see spec sheet **EG05.01**



with undershelf

All Welded Assembly.

FEATURES:

- Top surface, undershelf, and legs are heavy gauge type 304 stainless steel.
- Edges of the top are safety hemmed.
- 1″ *(25mm)* diameter tubular legs with 4″ *(102mm)* diameter swivel casters.
- 34″ *(864mm)* overall height.

width x length in.	mm	weight lbs.	kg	cu ft	with H-frame model #	list	with undershelf model #	list
16″ x 20″	406 x 508	25	11.3	6.3	**ITT1620**	1453	**ITU1620**	1371
16″ x 30″	406 x 762	30	13.6	9.5	**ITT1630**	1488	**ITU1630**	1427
18″ x 34″	457 x 864	33	15.0	12.1	**ITT1834**	1500	**ITU1834**	1451
20″ x 36″	508 x 914	36	16.3	14.2	**ITT2036**	1530	**ITU2036**	1513
20″ x 48″	508 x 1219	47	21.3	18.9	**ITT2048**	1582	**ITU2048**	1603
24″ x 36″	610 x 914	39	17.7	17.0	**ITT2436**	1557	**ITU2436**	1565
24″ x 46″	610 x 1168	50	22.7	21.8	**ITT2446**	1605	**ITU2446**	1654
24″ x 58″	610 x 1473	59	26.8	37.4	**ITT2458**	1661	**ITU2458**	1754

Cart Covers

see spec sheet **EG01.09**



cart cover enveloping entire cart/truck



cart cover with panel folded back for easy shelf accessibility

Light weight, easy to handle!

FEATURES:

- Top corners are reinforced.
- Choice of white coated, white uncoated, or transparent vinyl.
- Coated cart covers available in powder blue *(suffix "**PB**")* and light green *(suffix "**LG**")*. Example: CVC-63-1836**PB**
- 10″ x 12″ *(254 x 305mm)* paperwork pouch at right side, when facing front of cart cover.
- Covers are nonreturnable.

Note: Black electrostatic discharge (ESD) cart covers also available—see page 176.

Double-Flap option available. **$47 upcharge.** To order, add suffix "**-DF**" to model number (ex: CV-63-2436-**DF**).

Meets J.C.A.H. standards for transporting clean linen!

	length		post height		weight		cu	White Coated Nylon* zipper		White Coated Nylon* velcro		White Uncoated Polyester zipper		White Uncoated Polyester velcro		Transparent** zipper		Transparent** velcro	
	in.	mm	in.	mm	lbs.	kg	ft	model #	list	model #	list	model #	list	model #	list	model #	list	model #	list
18″ width *(457mm)*	36″	914	54″	1372	3	1.4	1	**CZC-54-1836**	311	**CVC-54-1836**	320	**CZ-54-1836**	180	**CV-54-1836**	197	**CZ-54-1836-T**	400	**CV-54-1836-T**	439
			63″	1600				**CZC-63-1836**	316	**CVC-63-1836**	334	**CZ-63-1836**	190	**CV-63-1836**	202	**CZ-63-1836-T**	400	**CV-63-1836-T**	439
	48″	1219	54″	1372	4	1.8	1	**CZC-54-1848**	320	**CVC-54-1848**	339	**CZ-54-1848**	200	**CV-54-1848**	213	**CZ-54-1848-T**	405	**CV-54-1848-T**	446
			63″	1600				**CZC-63-1848**	331	**CVC-63-1848**	342	**CZ-63-1848**	201	**CV-63-1848**	217	**CZ-63-1848-T**	405	**CV-63-1848-T**	446
	60″	1524	54″	1372	5	2.3	1	**CZC-54-1860**	348	**CVC-54-1860**	360	**CZ-54-1860**	208	**CV-54-1860**	219	**CZ-54-1860-T**	420	**CV-54-1860-T**	460
			63″	1600				**CZC-63-1860**	354	**CVC-63-1860**	368	**CZ-63-1860**	211	**CV-63-1860**	222	**CZ-63-1860-T**	448	**CV-63-1860-T**	492
21″ width *(533mm)*			54″	1372				**CZC-54-2148**	358	**CVC-54-2148**	372	**CZ-54-2148**	232	**CV-54-2148**	245	**CZ-54-2148-T**	444	**CV-54-2148-T**	489
	48″	1219	63″	1600	4	1.8	1	**CZC-63-2148**	372	**CVC-63-2148**	389	**CZ-63-2148**	256	**CV-63-2148**	267	**CZ-63-2148-T**	472	**CV-63-2148-T**	518
			74″	1880				**CZC-74-2148**	378	**CVC-74-2148**	391	**CZ-74-2148**	292	**CV-74-2148**	309	**CZ-74-2148-T**	497	**CV-74-2148-T**	546
			54″	1372				**CZC-54-2160**	411	**CVC-54-2160**	422	**CZ-54-2160**	242	**CV-54-2160**	259	**CZ-54-2160-T**	494	**CV-54-2160-T**	542
	60″	1524	63″	1600	5	2.3	1	**CZC-63-2160**	416	**CVC-63-2160**	431	**CZ-63-2160**	267	**CV-63-2160**	281	**CZ-63-2160-T**	523	**CV-63-2160-T**	575
			74″	1880				**CZC-74-2160**	423	**CVC-74-2160**	438	**CZ-74-2160**	314	**CV-74-2160**	320	**CZ-74-2160-T**	551	**CV-74-2160-T**	604
24″ width *(610mm)*	24″	610	54″	1372	3	1.4	1	**CZC-54-2424**	378	**CVC-54-2424**	380	**CZ-54-2424**	424	**CV-54-2424**	281	**CZ-54-2424-T**	426	**CV-54-2424-T**	470
			63″	1600				**CZC-63-2424**	384	**CVC-63-2424**	394	**CZ-63-2424**	439	**CV-63-2424**	338	**CZ-63-2424-T**	426	**CV-63-2424-T**	470
			54″	1372				**CZC-54-2436**	316	**CVC-54-2436**	334	**CZ-54-2436**	206	**CV-54-2436**	218	**CZ-54-2436-T**	433	**CV-54-2436-T**	476
	36″	914	63″	1600	3	1.4	1	**CZC-63-2436**	334	**CVC-63-2436**	348	**CZ-63-2436**	213	**CV-63-2436**	228	**CZ-63-2436-T**	433	**CV-63-2436-T**	476
			74″	1880				**CZC-74-2436**	341	**CVC-74-2436**	356	**CZ-74-2436**	259	**CV-74-2436**	266	**CZ-74-2436-T**	529	**CV-74-2436-T**	582
			86″	2184				**CZC-86-2436**	370	**CVC-86-2436**	394	**CZ-86-2436**	323	**CV-86-2436**	331	**CZ-86-2436-T**	558	**CV-86-2436-T**	614
			54″	1372				**CZC-54-2448**	375	**CVC-54-2448**	390	**CZ-54-2448**	222	**CV-54-2448**	240	**CZ-54-2448-T**	456	**CV-54-2448-T**	501
	48″	1219	63″	1600	4	1.8	1	**CZC-63-2448**	391	**CVC-63-2448**	411	**CZ-63-2448**	262	**CV-63-2448**	278	**CZ-63-2448-T**	456	**CV-63-2448-T**	501
			74″	1880				**CZC-74-2448**	401	**CVC-74-2448**	414	**CZ-74-2448**	284	**CV-74-2448**	302	**CZ-74-2448-T**	472	**CV-74-2448-T**	518
			86″	2184				**CZC-86-2448**	460	**CVC-86-2448**	474	**CZ-86-2448**	344	**CV-86-2448**	356	**CZ-86-2448-T**	587	**CV-86-2448-T**	644
			54″	1372				**CZC-54-2460**	420	**CVC-54-2460**	433	**CZ-54-2460**	298	**CV-54-2460**	314	**CZ-54-2460-T**	500	**CV-54-2460-T**	552
	60″	1524	63″	1600	5	2.3	1	**CZC-63-2460**	426	**CVC-63-2460**	444	**CZ-63-2460**	311	**CV-63-2460**	320	**CZ-63-2460-T**	500	**CV-63-2460-T**	552
			74″	1880				**CZC-74-2460**	433	**CVC-74-2460**	448	**CZ-74-2460**	352	**CV-74-2460**	366	**CZ-74-2460-T**	610	**CV-74-2460-T**	671
			86″	2184				**CZC-86-2460**	500	**CVC-86-2460**	500	**CZ-86-2460**	411	**CV-86-2460**	423	**CZ-86-2460-T**	641	**CV-86-2460-T**	706
			54″	1372				**CZC-54-2472**	426	**CVC-54-2472**	444	**CZ-54-2472**	309	**CV-54-2472**	318	**CZ-54-2472-T**	560	**CV-54-2472-T**	616
	72″	1829	63″	1600	6	2.7	1	**CZC-63-2472**	434	**CVC-63-2472**	453	**CZ-63-2472**	331	**CV-63-2472**	342	**CZ-63-2472-T**	572	**CV-63-2472-T**	629
			74″	1880				**CZC-74-2472**	446	**CVC-74-2472**	456	**CZ-74-2472**	360	**CV-74-2472**	375	**CZ-74-2472-T**	629	**CV-74-2472-T**	692
			86″	2184				**CZC-86-2472**	524	**CVC-86-2472**	517	**CZ-86-2472**	431	**CV-86-2472**	444	**CZ-86-2472-T**	660	**CV-86-2472-T**	727

* White-coated nylon covers are fire-retardant; ** Entire cover is transparent except for the seams.

Helps keep equipment clean on shelf carts and shelf trucks.

100 Industrial Boulevard, Clayton, DE 19938-8903 U.S.A.
Phone: 302-653-3000. Fax: 302-653-2065
http://www.eaglegrp.com

EAGLE MHC Division
Material Handling, Healthcare & Cleanroom Equipment

Storage Bins

see spec sheet **EG05.07**

The perfect solution to organizing or storing small, easy-to-lose items. Lightweight but durable.

Exchange Bins

Available in three sizes.

color	length x width x height in.	mm	weight lbs.	kg	cubic feet	minimum order qty	model #	list each
blue	18″ x 4⅛″ x 4″	457 x 105 x 102	8	3.6	0.2	12	**A203885**	6
blue	18″ x 6⅝″ x 4″	457 x 168 x 102	12	5.5	0.3	12	**A203887**	10
blue	23⅜″ x 6⅝″ x 4″	600 x 168 x 102	8	3.6	0.4	6	**A203889**	19



Dividers for Exchange Bins

Note: Sold only in cartons of 24.

color	length x height in.	mm	weight lbs.	kg	cubic feet	carton quantity	model #	list per ctn.
black	4⅛″ x 4″	105 x 102	1	0.5	—	24	**A204235**	26
black	6⅝″ x 4″	168 x 102	2	0.9	—	24	**A204236**	33

Supply Bins

Available in four sizes.

color	length x width x height in.	mm	weight lbs.	kg	cubic feet	minimum order qty	model #	list each
blue	10⅞″ x 5½″ x 5″	276 x 140 x 127	12	5.5	0.2	12	**A203877**	24
blue	10⅞″ x 11″ x 5″	276 x 280 x 127	9	4.1	0.4	6	**A203879**	31
blue	14¾″ x 8¼″ x 7″	374 x 210 x 178	22	10.0	0.6	12	**A203881**	28
blue	14¾″ x 16½″ x 7″	374 x 419 x 178	18	8.1	1.0	6	**A203883**	39



Dividers for Supply Bins

Note: Sold only in cartons of 6.

color	length x height in.	mm	weight lbs.	kg	cubic feet	carton quantity	model #	list per ctn.
black	10⅞″ x 5″	276 x 127	2	0.9	—	6	**A204237**	27
black	14¾″ x 7″	374 x 178	3	1.4	—	6	**A204238**	35

Stock Bin

These stackable bins are built for heavy-duty use.

color	length x width x height in.	mm	weight lbs.	kg	cubic feet	carton quantity	model #	list each
beige	17⅞″ x 8½″ x 4″	454 x 216 x 102	21	9.5	0.8	6	**A203891**	41



Divider for Stock Bin

Note: Shipped in cartons only.

color	length x height in.	mm	weight lbs.	kg	cubic feet	carton quantity	model #	list each
black	8½″ x 4″	216 x 102	1	0.5	—	6	**A204239**	22

Bulk Supply Tub

Durable. Perfect for transporting or storing larger items.

color	length x width x height in.	mm	weight lbs.	kg	cubic feet	carton quantity	model #	list each
gray	24½″ x 19″ x 9½″	622 x 483 x 241	20	9.1	2.8	6	**A203893**	81



Stainless Steel Overlays

see product announcement **EG8177**

width x length * in.	mm	model#	list
24″ x 24″	610 x 610	**353761**	535
24″ x 30″	610 x 762	**353762**	562
24″ x 36″	610 x 914	**353763**	599
24″ x 48″	610 x 1219	**353764**	667
24″ x 51″	610 x 1295	**353765**	703
24″ x 60″	610 x 1524	**353766**	823
24″ x 72″	610 x 1829	**353767**	908
24″ x 96″	610 x 2438	**353768**	1116
30″ x 30″	762 x 762	**353770**	596
30″ x 36″	762 x 914	**353771**	642
30″ x 48″	762 x 1219	**353772**	726
30″ x 51″	762 x 1295	**353773**	756
30″ x 60″	762 x 1524	**353774**	900
30″ x 72″	762 x 1829	**353775**	980
30″ x 96″	762 x 2438	**353776**	1213
36″ x 60″	914 x 1524	**382984**	1286
36″ x 72″	914 x 1829	**362659**	1428

* inside measurements



overlay fitted onto tabletop

FEATURES:

- For process tables.
- Economical upgrade to existing work surface, with no fasteners required.
- 20 gauge type 304 stainless steel construction with satin finish.
- Liquid adhesive could be used per application.
- Durable finish allowing easy cleanup.
- Hemmed safety edge on all four sides.
- Corners are welded and polished.
- Custom sizes and material gauges are available.



Double-Sided Bin-Holder Rails

PATENTED! (patent #8,141,724 B2)

see product announcement **EG07.14**

BIN-HOLDER RAILS:

- Bin-holder rails are sold as an accessory or purchased with posts as a kit.
- EAGLEbrite® zinc or chrome plated.
- Bins attach to both sides of rail - no tools required.

BIN-HOLDER RAIL CARTS:

- Carts consist of four bin-holder rails and four 63″ posts with casters.
- Posts are numbered in increments of 1″ *(25mm)* to ensure fast and level assembly.



*shown assembled as a cart (*bins sold separately)*



Assembly — numerically calibrated grooved posts, tapered plastic split sleeves and rail collars combine to make shelving assembly a simple two-step exercise:

1) snap the split sleeves onto a post over the number of your choice
2) slide a rail collar over the split sleeves. A positive lock between rail bin and post is created without the use of any tools.



Bin holder rails can also be used on EAGLE Floor-Trak® units

*For additional information on Floor-Trak® Systems, refer to spec sheet EG01.39 or visit us on-line, www.eaglegrp.com.

					Bin-Holder Rails						Bin-Holder Rail Carts			
	length		weight		Zinc		Chrome		weight		Zinc		Chrome	
	in.	mm	lbs.	kg	model #	list	model#	list	lbs.	kg	model #	list	model#	list
24″ width (610mm)	36″	914	11.0	5.0	**DBH2436Z**	211	**DBH2436C**	291	64	29.0	**DBHC2436Z-4**	1305	**DBHC2436C-4**	1375
	42″	1067	12.5	5.7	**DBH2442Z**	289	**DBH2442C**	295	70	31.8	**DBHC2442Z-4**	1395	**DBHC2442C-4**	1395
	48″	1219	14.0	6.4	**DBH2448Z**	306	**DBH2448C**	339	76	34.5	**DBHC2448Z-4**	1441	**DBHC2448C-4**	1565
	54″	1372	15.5	7.0	**DBH2454Z**	314	**DBH2454C**	343	82	37.2	**DBHC2454Z-4**	1469	**DBHC2454C-4**	1588
	60″	1524	17.0	7.7	**DBH2460Z**	334	**DBH2460C**	371	88	39.9	**DBHC2460Z-4**	1548	**DBHC2460C-4**	1696
30″ width (762mm)	36″	914	12.5	5.7	**DBH3036Z**	286	**DBH3036C**	318	70	31.8	**DBHC3036Z-4**	1369	**DBHC3036C-4**	1487
	42″	1067	14.0	6.4	**DBH3042Z**	294	**DBH3042C**	331	76	34.5	**DBHC3042Z-4**	1397	**DBHC3042C-4**	1533
	48″	1219	15.5	7.0	**DBH3048Z**	334	**DBH3048C**	374	82	37.2	**DBHC3048Z-4**	1547	**DBHC3048C-4**	1713
	54″	1372	17.0	7.7	**DBH3054Z**	340	**DBH3054C**	390	88	39.9	**DBHC3054Z-4**	1576	**DBHC3054C-4**	1776
	60″	1524	18.5	8.4	**DBH3060Z**	368	**DBH3060C**	439	94	42.6	**DBHC3060Z-4**	1684	**DBHC3060C-4**	1973

100 Industrial Boulevard, Clayton, DE 19938-8903 U.S.A.
Phone: 302-653-3000. Fax: 302-653-2065
http://www.eaglegrp.com

EAGLE MHC Division
Material Handling, Healthcare & Cleanroom Equipment

NOTES

NOTES

100 Industrial Boulevard, Clayton, DE 19938-8903 U.S.A.
Phone: 302-653-3000. Fax: 302-653-2065
http://www.eaglegrp.com

EAGLE MHC Division
Material Handling, Healthcare & Cleanroom Equipment

Electronics

Accessories

Card Holders 174
Conductive Bins and Dividers 175
Conductive Casters 176
Dividers for ESD Tote Boxes 174
ESD Cart Covers 176
ESD Tote Boxes & Accessories 173-174
Split Sleeves 176

adjusTable®

Extras 179
with Cantilever Overhead System ..177
with Wire Overshelf System 178

Carts

Burn-In Carts.....170
Electronic Tray.....168
Electronic Vibration Dampening 168
Gravity Flow Line Feed 169

More Electronics

All-Welded Units with Solid Tray Racks 170
Benchside Tote Box Carriers 173
Double-Sided Bin-Holder Rails 180
Mobile Computer Workstation.....171
Reel Shelves 171
Stencil Shelf 170
Tote Box Carriers.....172



Electronic Tray Carts

see spec sheet **EG07.05**



FEATURES:

- Knock-down units.
- EAGLEbrite® zinc-plated wire shelves.
- Chrome posts.
- Aluminum split sleeves.
- End-load and side-load racks offer a practical and economical method of transporting or storing 17⅞″ x 25¾″ *(454 x 654mm)* product on trays.
- Units require no tools for assembly.
- 5″ *(127mm)* diameter resilient swivel casters, two with brake.
- Units can be made conductive by adding drag chain or ESD cable.

(•) MTS *(made to stock)* / ( ) MTO *(made to order)*

description	overall dimensions width x length x height in.	mm	weight lbs.	kg	cu ft	sliding space in.	mm	full size pan capacity	model #	list
end load	30″ x 21″ x 67⅜″	762 x 533 x 1711	65	29.5	15.0	1½″	38	38	**WTRE38-Z**	694
end load	30″ x 21″ x 67⅜″	762 x 533 x 1711	74	33.6	15.0	3″	76	20	**WTRE20-Z**	688
side load	21″ x 30″ x 67⅜″	533 x 762 x 1711	65	29.5	15.0	1½″	38	38	**WTRS38-Z**	694
side load	21″ x 30″ x 67⅜″	533 x 762 x 1711	74	33.6	15.0	3″	76	20	**WTRS20-Z**	688

Electronic Vibration Dampening Tray Carts

see spec sheet **EG07.04**



electronic vibration dampening tray cart (half size)

Engineered to provide maximum benefit in three key areas: vibration transfer, ESD safe, and cost.

FEATURES:

- Polyurethane 50 shore A casters dramatically reduce vibration transfer.
- Standard caster configuration features two swivel and two with brake.
- Carts are made ESD safe with the use of aluminum split sleeves and optional grounding device.
- EAGLEbrite® zinc-plated wire shelves.
- Product safety is ensured with front and back locks on all models.

(•) MTS *(made to stock)* / ( ) MTO *(made to order)*

description	overall dimensions width x length x height in.	mm	weight lbs.	kg	cu ft	sliding space in.	mm	full size pan capacity	model #	list
end load, half height	31¾″ x 21⅝″ x 49⅜″	807 x 543 x 1254	80	36.3	15.0	1¾″	45	20	**ETCE20-Z**	1126
end load, full height	31¾″ x 21⅝″ x 62⅜″	807 x 543 x 1584	97	44.0	15.0	1¾″	45	30	**ETCE30-Z** *	1270
side load, half height	21⅝″ x 31¾″ x 49⅜″	543 x 807 x 1254	80	36.3	15.0	1¾″	45	20	**ETCS20-Z**	1126
side load, full height	21⅝″ x 31¾″ x 62⅜″	543 x 807 x 1584	97	44.0	15.0	1¾″	45	30	**ETCS30-Z** *	1270

* Half-height carts include two ergonomically positioned push handles.

Options for Electronic Tray Carts and Vibration Dampening Tray Carts



Optional ESD Grounding Cable

- Provides greater dependability on mobile units.
- Replaces conductive casters when used with conductive split sleeves.
- Easily installed.

model #	list
GC-16	30

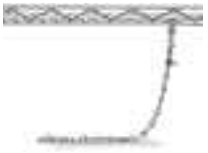

Optional Anti-Static Drag Chain

- 16″ *(406mm)* long.
- Used for conductive applications.
- Clips into shelf.

model #	list
DC16-S •	28

100 Industrial Boulevard, Clayton, DE 19938-8903 U.S.A.
Phone: 302-653-3000. Fax: 302-653-2065
http://www.eaglegrp.com

EAGLE MHC Division
Material Handling, Healthcare & Cleanroom Equipment

Gravity Flow Line Feed Carts

see spec sheet EG07.03



Offers the ergonomic advantage of an angled shelf along with added visibility in the storage bins.

FEATURES:

- Standard model includes three EAGLEbrite® zinc-plated angled shelves, four posts, four casters *(two with brake)*, one 3-sided truss, and one 4-sided truss.
- Flexibility to adjust shelves on 1″ *(25mm)* vertical increments and the slope of each shelf.
- Open-wire construction for high visibility of merchandise.
- Chrome posts.
- 5″ x 1¼″ *(127 x 32mm)* standard resilient swivel casters, two with brake — each with a weight capacity of 300 lbs. *(136.1 kg)*.
- Mobile units are 69″ *(1753mm)* height, including casters.
- Stationary units are 63″ *(1600mm)* height.

Note: Additional shelves available as options. Additional caster sizes available.

length		weight		cubic	Stationary		Mobile	
					EAGLEbrite®		EAGLEbrite®	
in.	mm	lbs.	kg	feet	model #	list	model #	list
36″	914	93	42.2	6	**SM3636Z-3**	822	**M3636Z-3**	960
48″	1219	114	51.7	8	**SM3648Z-3**	923	**M3648Z-3**	1061
60″	1524	144	65.3	10	**SM3660Z-3**	1138	**M3660Z-3**	1249

Replacement/Additional Components for Gravity Flow Line Feed Carts:



Angled Shelves

- Hanger rails included.

length		weight		cubic	EAGLEbrite®	
in.	mm	lbs.	kg	feet	model #	list
36″	914	26	11.8	5	**M3636Z**	231
48″	1219	32	14.5	7	**M3648Z**	251
60″	1524	40	18.1	9	**M3660Z**	298



D-Truss Profile

Side-to-Side Hanger Rails…

length		weight		cubic	EAGLEbrite®	
in.	mm	lbs.	kg	feet	model #	list
36″	914	3	1.4	1.5	**A215543**	42
48″	1219	4	1.8	2.0	**A215544**	47
60″	1524	5	2.3	2.5	**A215546**	51

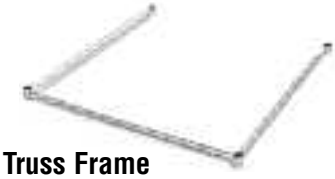

3-Sided Truss Frame

- 36″ *(914mm)* wide.

length		weight		cubic	EAGLEbrite®	
in.	mm	lbs.	kg	feet	model #	list
36″	914	7	3.2	2	**A215538**	51
48″	1219	10	4.5	3	**A215539**	65
60″	1524	12	5.4	4	**A215541**	71



4-Sided Truss Frame

- 36″ *(914mm)* wide.

length		weight		cubic	EAGLEbrite®	
in.	mm	lbs.	kg	feet	model #	list
36″	914	9	4.1	2	**A215532**	74
48″	1219	12	5.4	3	**A215534**	90
60″	1524	15	6.8	4	**A215536**	103

Burn-In Carts

see spec sheet **EG07.07**



A simple testing and preparation station for electronic products.

FEATURES:

- For transporting products to and from testing areas.
- Casters are resilient swivel 5″ *(127mm)* diameter and include donut bumpers.
- Standard power harness is designed to be used on four-shelf unit as shown.
- 69″ *(1753mm)* high.
- Aluminum split sleeves.

width x length in.	mm	weight lbs.	kg	cubic feet	chrome model #	list	zinc model #	list
28″ x 64″	711 x 1626	114	51.7	6.0	**BIC**	5048	**BIC-Z**	5018

Replacement Power Harness Nine outlets each. NEMA 5-15P plug.

description	weight lbs.	kg	cubic feet	model #	list
one strip w/cord & plug	2	0.9	0.7	**MHPH**	1037
four strips wired to one cord & plug	8	3.6	2.8	**MHPH-4**	1960

patented QuadTruss design

(Patent #5,390,803)

Patented QuadTruss® Design

makes shelves up to 25% stronger and provides a retaining ledge for increased strength and product retention.

All-Welded Units with Solid Tray Racks

see spec sheet **EG07.00**



Holds 18″ x 26″ pans.

FEATURES:

- All-welded aluminum frame construction.
- Frame and supports are 1″ *(25mm)* square aluminum tubing.
- Tray slides are 1⅛″ *(48mm)* wide with two raised beads to minimize friction.
- 5″ *(127mm)* casters.

(•) MTS *(made to stock)* / ( ) MTO *(made to order)*

description	overall dimensions width x length x height in.	mm	weight lbs.	kg	cu ft	sliding space in.	mm	full size pan capacity	model #	list
front load	20½″ x 26″ x 69¼″	518 x 660 x 1759	47	21.3	21.0	2″	51	30	**OUR-1830-2/W** •	1396
side load	28½″ x 20″ x 69¼″	724 x 457 x 1759	32	14.5	25.2	2″	51	30	**OUR-2630-2/W**	1341

Aluminum Tray

description	dimensions in.	mm	model #	list
solid, 18 gauge	17¾″ x 25¾″	451 x 654	**SP1826-18** •	41



Stencil Shelf

see spec sheet **EG07.08**



two tiers of stencil shelves shown in mobile unit configuration

The stencil shelf may be used with any combination of posts and casters that best meets your requirements.

posts and casters sold separately —see pages 8 & 9

FEATURES:

- EAGLEbrite® zinc finish.
- One bottom and one top partitioned shelf.
- One ST1836Z-13 is required for each tier desired.
- Each unit has (15) 2″ *(51mm)* partitions.

Note: Stationary unit can be made conductive with the use of optional aluminum split sleeves *(page 176)*.

Mobile unit may be made conductive with the use of optional aluminum split sleeves *(page 176)* and an optional drag chain *(page 168)*.

#ST1836Z-13 includes two shelves.

width x length in.	mm	weight lbs.	kg	cu ft	capacity	model #	list
18″ x 36″	457 x 914	18	8.2	5.0	holds (15) stencils	**ST1836Z-13**	410

100 Industrial Boulevard, Clayton, DE 19938-8903 U.S.A.
Phone: 302-653-3000. Fax: 302-653-2065
http://www.eaglegrp.com

EAGLE MHC Division
Material Handling, Healthcare & Cleanroom Equipment

Mobile Computer Workstations

see spec sheet **EG01.04**



with optional mouse shelf

patented QuadTruss design

(Patent #5,390,803)

Patented QuadTruss® Design
makes shelves up to 25% stronger and provides a retaining ledge for increased strength and product retention.

FEATURES:

- 5″ *(127mm)* casters–two with brake.
- Cantilevered shelf, undershelf, keyboard drawer.
- 38⅜″ *(981mm)* working height.
- 53⅜″ *(1362mm)* overall height.

Note: See page 176 for other casters available.

(•) MTS *(made to stock)* / ( ) MTO *(made to order)*

						with Resilient-Tread Casters				w/Polyurethane-Tread Casters			
	length		weight		cu	chrome		stainless steel		chrome		stainless steel	
width**	in.	mm	lbs.	kg	ft	model #	*list	model #	*list	model #	*list	model #	*list
24″ *(610mm)*	24″	610	40	18.1	3.7	**MCWS2424C** •	1104	**MCWS2424S**	1777	**MCWS2424C-P**	1128	**MCWS2424S-P**	1801
30″ *(762mm)*	30″	762	56	25.4	4.5	**MCWS3030C**	1191	**MCWS3030S**	1855	**MCWS3030C-P**	1216	**MCWS3030S-P**	1878

* List prices do not include cost of mouse shelf.

** 24″ x 24″ *(610 x 610mm)* units feature 14″ x 24″ *(357 x 610mm)* undershelf, 30″ x 30″ *(762 x 762mm)* units feature 18″ x 30″ *(457 x 762mm)* undershelf.

Optional Mouse Shelf for Mobile Computer Workstation

width x length		cu	weight		chrome	
in.	mm	ft	lbs.	kg	model #	list
7″ x 7″	178 x 178	0.1	2.0	0.9	**MS-C**	17



Reel Shelves

see spec sheet **EG07.06**



R1836Z-7 shelves

R1836Z-13 shelves

reel shelves shown in mobile unit configuration - posts and casters sold separately (see pages 8 & 9)

FEATURES:

- EAGLEbrite® zinc plated finish with MasterSeal®, 9-gauge wire for the mat, and 6-gauge wire for the cradle and trusses.
- R1836-7 has a ¾″ *(19mm)* open space for each reel.
- R1836-13 has a 2″ *(51mm)* open space for each reel.
- The reel shelves may be used with any combination of posts and casters that best meets your requirements.

The perfect solution to store and transport surface mount reels.

width x length				cubic			
in.	mm	lbs.	kg	feet	capacity	model #	list
18″ x 36″	457 x 914	10	4.5	5.0	holds (78) 7″-diameter reels	**R1836Z-7**	248
18″ x 36″	457 x 914	9	4.1	5.0	holds (15) 13″-diameter reels or 15″-diameter reels	**R1836Z-13**	220

Tote Box Carriers

see spec sheet **EG07.01**

The ideal way to transport totes, trays, and other containers.

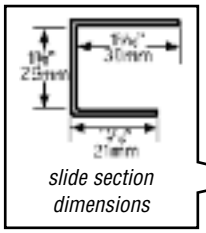

slide section dimensions

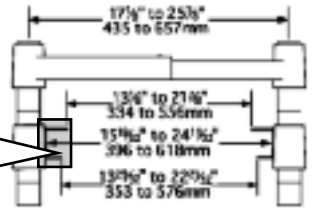

inside clearances of adjustable model

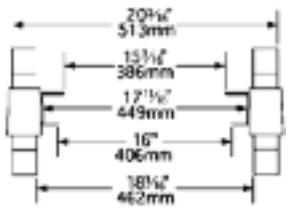

inside clearances of standard non-adjustable model

FEATURES:

- Three sets of tote box slides.
- Two brake and two swivel casters, resilient or polymer.
- 68″ *(1727mm)* height, includes casters
- 63″ *(1600mm)* 16-gauge chrome-plated posts.
- 26″ *(660mm)* length from front to back.

Note: See pages 173 and 174 for tote boxes and tote box accessories.

Note: To order units with aluminum split sleeves in place of standard plastic split sleeves, add suffix "**-ESD**". Example: TBC1-R-**ESD**

(•) MTS *(made to stock)* / ( ) MTO *(made to order)*

One-Bay

- Adjustable or standard.
- Comes with three single slide sets.

width x length in.	mm	weight lbs.	kg	cubic feet	caster type	description	model #	list
26″ x 22⅝″	660 x 575	55	24.9	3.5	resilient	1 section, non-adjustable	**TBC1-R** *	928
		55	24.9	3.5	poly	1 section, non-adjustable	**TBC1-P** *	952
26″ x 20⅝″	660 x 524	55	24.9	3.5	resilient	1 section, adjustable	**TBC-R**	920
to 26″ x 29⅜″	to 660 x 746	55	24.9	3.5	poly	1 section, adjustable	**TBC-P**	1014

* For Non-Adjustable units, applicable tote boxes are #TB3030XL, TB3060XL, TB3080XL, and TB3120XL *(page 173)*.



one-bay tote box carrier shown with optional tote boxes

Two-Bay

- Comes with three single slide sets and three double slides.

width x length in.	mm	weight lbs.	kg	cubic feet	caster type	description	model #	list
26″ x 41¾″	660 x 1060	112	50.8	9	resilient	2 section, non-adjustable	**TBC2-R** *	1356
26″ x 41¾″	660 x 1060	112	50.8	9	poly	2 section, non-adjustable	**TBC2-P** *	1384

* For Non-Adjustable units, applicable tote boxes are #TB3030XL, TB3060XL, TB3080XL, and TB3120XL *(page 173)*.



two-bay tote box carrier shown with optional tote boxes

Three-Bay

- Comes with three single slide sets and six double slides.

width x length in.	mm	weight lbs.	kg	cubic feet	caster type	description	model #	list
26″ x 60⅞″	660 x 1546	168	76.2	12	resilient	3 section, non-adjustable	**TBC3-R** *	1914
26″ x 60⅞″	660 x 1546	168	76.2	12	poly	3 section, non-adjustable	**TBC3-P** *	1942

* For Non-Adjustable units, applicable tote boxes are #TB3030XL, TB3060XL, TB3080XL, and TB3120XL *(page 173)*.



three-bay tote box carrier shown with optional tote boxes and additional slides

Tote Box Slides for Tote Box Carriers

- Made of 16 gauge chrome plated steel with a channel opening of 1⅛″ *(29mm)*.

type	weight lbs.	kg	cubic feet	model #	list
single slides *(sold in pairs)*	1.5	0.7	0.5	**TBC-S** •	123 per pair
double slide *(sold individually)*	3.0	1.4	0.5	**TBC-SD**	116 each

100 Industrial Boulevard, Clayton, DE 19938-8903 U.S.A.
Phone: 302-653-3000. Fax: 302-653-2065
http://www.eaglegrp.com

EAGLE MHC Division
Material Handling, Healthcare & Cleanroom Equipment

Benchside Tote Box Carriers

see spec sheet EG07.02

FEATURES:

- Angled wire shelf with 3½″ (*89mm*) upturn.
- Wire undershelf.
- Posts joined to 5″ (*127mm*)-diameter swivel casters with resilient tread—two with brake.
- All shelves and posts are zinc-plated.

Note: For static dissipation, add aluminum split sleeves *(page 176)* and drag chain *(page 168)*.

Variable shelf angle is ergonomically sensitive to repetitive pick-and-place activity.



benchside tote box carrier shown with optional tote boxes

width x length in.	width x length mm	height	height in.	height mm	weight lbs.	weight kg	cubic feet	caster type	model #	list
18″ x 24″	457 x 610	(rear) (front)	39″ 30″	991 762	50	22.7	3.3	(2) 5″ resilient swivel (2) 5″ resilient w/brake	**1824BTZ**	535
18″ x 36″	457 x 914	(rear) (front)	39″ 30″	991 762	55	24.9	4.5	(2) 5″ resilient swivel (2) 5″ resilient w/brake	**1836BTZ**	559
18″ x 48″	457 x 1219	(rear) (front)	39″ 30″	991 762	60	27.2	6.0	(2) 5″ resilient swivel (2) 5″ resilient w/brake	**1848BTZ**	589
18″ x 60″	457 x 1524	(rear) (front)	39″ 30″	991 762	65	29.5	7.5	(2) 5″ resilient swivel (2) 5″ resilient w/brake	**1860BTZ**	645

Optional ESD Tote Boxes & Tote Box Accessories

see spec sheet EG07.09

(•) MTS *(made to stock)* / ( ) MTO *(made to order)*



ESD Tote Boxes

- Made of conductive material.
- Fits tote box carriers *(page 172)*.
- Containers can be divided into compartments by length and/or width.
- Dividers are on 1¼″ *(32mm)* centers.

dimensions of outside top length x width x height in.	dimensions of outside top length x width x height mm	weight lbs.	weight kg	cu ft	max. divider slots long in.	max. divider slots long mm	max. divider slots short in.	max. divider slots short mm	model #	list
10.8″ x 8.5″ x 3.5″	274 x 216 x 89	0.7	0.3	0.2	5″	127	7″	178	**TB1035XL**	33
10.8″ x 8.5″ x 5.0″	274 x 216 x 127	0.9	0.4	0.3	5″	127	7″	178	**TB1050XL**	38
16.5″ x 10.9″ x 3.5″	419 x 277 x 89	1.2	0.5	0.4	7″	178	11″	279	**TB2035XL**	39
16.5″ x 10.9″ x 6.0″	419 x 277 x 152	1.6	0.7	0.6	7″	178	11″	279	**TB2060XL**	55
16.5″ x 10.9″ x 8.0″	419 x 277 x 203	2.0	0.9	0.8	7″	178	11″	279	**TB2080XL**	61
22.4″ x 17.4″ x 3.0″	567 x 442 x 76	1.8	0.8	0.7	11″	279	15″	381	**TB3030XL** *	95
22.4″ x 17.4″ x 6.0″	567 x 442 x 152	3.5	1.6	1.3	11″	279	15″	381	**TB3060XL** *	99
22.4″ x 17.4″ x 8.0″	567 x 442 x 203	4.1	1.9	1.8	11″	279	15″	381	**TB3080XL** *	120
22.4″ x 17.4″ x 12.0″	567 x 442 x 305	6.0	2.7	1.7	11″	279	15″	381	**TB3120XL** *	165

* Only the TB3000 series tote boxes fit non-adjustable tote box carriers *(page 172)*.

ESD Snap-On Tote Box Covers

Conductive. Black.

Protect the contents of your divider box with these hi-density injection molded covers.

for container model	weight lbs.	weight kg	cubic feet	model #	list
TB1000 Series	0.2	0.1	0.1	**CTB1000-XL**	23
TB2000 Series	0.5	0.2	0.1	**CTB2000-XL**	42
TB3000 Series	1.2	0.5	0.3	**CTB3000-XL**	68



For ESD Tote Box Dividers and Card Holders, see page 174.

ESD Tote Box Accessories (continued)

see spec sheet **EG07.09**

Dividers



Conductive. These injection molded dividers compartmentalize width and length of box interior to prevent part movement.

	Long Dividers			Short Dividers		
fits tote box	model #	list	max. # accepted	model #	list	max. # accepted
TB1035XL	**DL1035-XL**	4	5	**DS1035-XL**	3	7
TB1050XL	**DL1050-XL**	5	5	**DS1050-XL**	4	7
TB2035XL	**DL2035-XL**	5	7	**DS2035-XL**	4	11
TB2060XL	**DL2060-XL**	8	7	**DS2060-XL**	6	11
TB2080XL	**DL2080-XL**	13	7	**DS2080-XL**	8	11
TB3030XL	**DL3030-XL**	8	11	**DS3030-XL**	5	15
TB3060XL	**DL3060-XL**	10	11	**DS3060-XL**	6	15
TB3080XL	**DL3080-XL**	13	11	**DS3080-XL**	8	15
TB3120XL	**DL3120-XL**	35	11	**DS3120-XL**	28	15

Card Holders for ESD Tote Boxes



FEATURES:

- Static dissipative.
- Transparent blue vinyl material.
- Easily snaps onto TB3000 Series divider boxes *(page 173)*.

holds labels			
in.	mm	model #	list
2˝ x 8˝	51 x 203	**CH28S**	13
3˝ x 5˝	76 x 127	**CH35S**	17
5˝ x 8˝	127 x 203	**CH58S**	18

Go Green. Go ECO-Built™ by EAGLE.

For institutions concerned about meeting their own green standards, buying Eco-Built™ is simply the right thing to do.

Look for the ECO-Built™ tag on the bar code

100 Industrial Boulevard, Clayton, DE 19938-8903 U.S.A.
Phone: 302-653-3000. Fax: 302-653-2065
http://www.eaglegrp.com

Conductive Bins and Dividers

see spec sheet EG07.11

FEATURES:

- Molded with a carbon-filled copolymer poly propylene material which protects sensitive electronic components from typical electromagnetic interference (EMI).

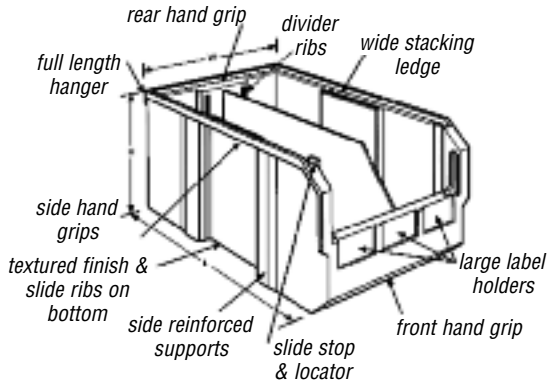

Ultra-strong stackable containers are ideal for storage and transportation of electronic components and parts, assemblies, and loaded circuit boards.



assorted conductive bins



bins with dividers

overall dimensions width x length x height in.	mm	weight* lbs.	kg	cu* ft	carton quantity	Bins model #	list each	Dividers model #	list each
4⅛″ x 4½″ x 3″	105 x 114 x 76	0.5	0.2	0.7	48	**A208336**	6	**A208348**	10
4⅛″ x 5½″ x 3″	105 x 138 x 76	0.5	0.2	0.8	48	**A208337**	6	**A208349**	13
4⅛″ x 7½″ x 3″	105 x 191 x 76	0.5	0.2	1.0	48	**A208338**	10	**A208350**	18
5½″ x 11″ x 5″	138 x 279 x 127	0.5	0.2	0.6	12	**A208339**	27	**A208351**	25
11″ x 11″ x 5″	279 x 279 x 127	1.5	0.7	0.5	8	**A208341**	38	**A208353**	25
8¼″ x 11″ x 7″	210 x 279 x 178	1.5	0.7	0.5	8	**A208342**	39	**A208354**	41
8¼″ x 14¾″ x 7″	210 x 375 x 178	1.5	0.7	1.1	8	**A208343**	42	**A208355**	48
16½″ x 14¾″ x 7″	419 x 375 x 178	3.0	1.4	1.8	6	**A208344**	74	**A208356**	48
11″ x 16″ x 8″	279 x 406 x 203	2.5	1.1	1.3	4	**A208345**	81	**A208357**	59
11″ x 18″ x 10″	279 x 457 x 254	2.8	1.2	1.7	4	**A208346**	90	**A208358**	67
16½″ x 18″ x 11″	419 x 457 x 279	4.0	1.8	2.6	4	**A208347**	122	**A208359**	67

* Total carton



ESD Cart Covers

see spec sheet **EG07.12**

Controls electrostatic discharge while protecting contents from moisture and contamination.



Black outside, Green inside.

FEATURES:

- Controls electrostatic discharge while protecting contents from moisture and contamination.
- All cart covers have a flap on one side.
- "ETC" model cart covers have both side and end flaps for side or end load.
- Comes with paperwork pouch.
- ESD cart covers are waterproof, tear-resistant, antibacterial and flame retardant.

shelf width x length in.	shelf width x length mm	post height in.	post height mm	weight lbs.	weight kg	cubic feet	model #	list
18″ x 36″	457 x 914	63″	1600	3	1.4	2.5	**CZ-63-1836-ESD**	565
18″ x 48″	457 x 1219	63″	1600	4	1.8	2.5	**CZ-63-1848-ESD**	633
24″ x 24″	610 x 610	63″	1600	3	1.4	2.5	**CZ-63-2424-ESD**	565
24″ x 36″	610 x 914	63″	1600	3	1.4	2.5	**CZ-63-2436-ESD**	590
24″ x 48″	610 x 1219	63″	1600	4	1.8	2.5	**CZ-63-2448-ESD**	686
24″ x 60″	610 x 1524	63″	1600	5	2.3	2.5	**CZ-63-2460-ESD**	740
fits #ETCE20-Z (page 168) fits #ETCS20-Z (page 168)		49″	1245	3	1.4	2.5	**CZ-49-ETC**	578
fits #ETCE30-Z (page 168) fits #ETCS30-Z (page 168)		63″	1600	4	1.8	2.5	**CZ-63-ETC**	654

Conductive Casters

see spec sheets **EG01.05A** **EG07.12**

FEATURES:

- Meets federal specification FF-C-88C regarding conductivity.

(•) MTS *(made to stock)* / ( ) MTO *(made to order)*



type	capacity lbs.	capacity kg	wheel diameter in.	wheel diameter mm	wheel face in.	wheel face mm	weight lbs.	weight kg	cu ft	zinc model #	list
stem/swivel	200	90.7	5″	127	1¼″	32	2.5	1.2	0.1	**CSS5-CC** •	77
stem/brake	200	90.7	5″	127	1¼″	32	2.8	1.3	0.1	**CSB5-CC** •	86
stem/rigid*	200	90.7	5″	127	1¼″	32	3.5	1.6	0.1	**CSR5-CC**	88

* Channel frames for rigid stem casters available. See page 9.

Split Sleeves

see spec sheets **EG01.03D** **EG07.12**

(•) MTS *(made to stock)* / ( ) MTO *(made to order)*

Aluminum Split Sleeves

- For conductive, over the road or high-temperature installations.
- Set of four.

with zinc rings model #	with zinc rings list	with stainless rings model #	with stainless rings list
A208909 •	22	**A208908** •	35



aluminum split sleeves and ring

Plastic Conductive Split Sleeves

- Packed four per bag.

model #	list
A219236	15



100 Industrial Boulevard, Clayton, DE 19938-8903 U.S.A.
Phone: 302-653-3000. Fax: 302-653-2065
http://www.eaglegrp.com

EAGLE MHC Division
Material Handling, Healthcare & Cleanroom Equipment

adjusTable® Work Surface Systems with Cantilevered Overhead System

Now NSF!

see spec sheet EG07.13A

FEATURES:

- 34½˝ *(876mm)* working height.
- Tabletops on all models feature hat channels underneath for added strength.

Note: To order table with 5˝ *(127mm)* resilient tread casters, add suffix **"-CAH"** and **add to list price $718**.
Example: OAC2436T-2H-CAH.
To order table with 5˝ *(127mm)* poly tread casters, add suffix **"-CAHP"** and **add to list price $622**.
Example: OAC2436T-2H-CAHP.



adjusTable® with overhead cantilevered system shown with H-frame & wire undershelf base, and optional bin holder, reel holder, and bench power center

Allows you to create work surfaces of your choice. Tabletops on all models feature hat channels underneath for added strength.

Work surface of your choice is combined with two 33˝ *(838mm)* front posts, two 63˝ *(1600mm)* rear posts, two cantilevered wire overshelves, and your choice of base combination. Overall height of 63˝ *(1600mm)*.

"OAC" Series tables – Brushed 16/304 stainless steel solid top and chrome wire overshelves, with choice of:

- Two knocked down chrome C-frames
- Two knocked down chrome H-frames
- One chrome C-frame and one chrome wire undershelf
- One chrome H-frame and one chrome wire undershelf
- Two chrome wire undershelves

	length		weight		cu	WITH TWO C-FRAMES		WITH TWO H-FRAMES		WITH ONE C-FRAME AND ONE WIRE SHELF		WITH ONE H-FRAME AND ONE WIRE SHELF		WITH TWO WIRE SHELVES	
	in.	mm	lb.	kg	ft	model #	list	model #	list	model #	list	model #	list	model #	list
24˝ width (610mm)	36˝	914	65	29.5	4.4	**OAC2436T-2C**	1239	**OAC2436T-2H**	1239	**OAC2436T-1C-1W**	1239	**OAC2436T-1H-1W**	1239	**OAC2436T-2W**	1239
	48˝	1219	81	36.7	5.7	**OAC2448T-2C**	1426	**OAC2448T-2H**	1426	**OAC2448T-1C-1W**	1426	**OAC2448T-1H-1W**	1426	**OAC2448T-2W**	1426
	60˝	1524	97	44.0	7.0	**OAC2460T-2C**	1615	**OAC2460T-2H**	1615	**OAC2460T-1C-1W**	1615	**OAC2460T-1H-1W**	1615	**OAC2460T-2W**	1615
30˝ width (762mm)	36˝	914	75	34.0	4.4	**OAC3036T-2C**	1317	**OAC3036T-2H**	1317	**OAC3036T-1C-1W**	1317	**OAC3036T-1H-1W**	1317	**OAC3036T-2W**	1317
	48˝	1219	94	42.6	5.7	**OAC3048T-2C**	1554	**OAC3048T-2H**	1554	**OAC3048T-1C-1W**	1554	**OAC3048T-1H-1W**	1554	**OAC3048T-2W**	1554
	60˝	1524	113	51.3	7.0	**OAC3060T-2C**	1765	**OAC3060T-2H**	1765	**OAC3060T-1C-1W**	1765	**OAC3060T-1H-1W**	1765	**OAC3060T-2W**	1765
36˝ width (914mm)	36˝	914	85	38.6	5.0	**OAC3636T-2C**	1609	**OAC3636T-2H**	1609	**OAC3636T-1C-1W**	1609	**OAC3636T-1H-1W**	1609	**OAC3636T-2W**	1609
	48˝	1219	108	49.0	7.0	**OAC3648T-2C**	1840	**OAC3648T-2H**	1840	**OAC3648T-1C-1W**	1840	**OAC3648T-1H-1W**	1840	**OAC3648T-2W**	1840
	60˝	1524	131	59.4	9.0	**OAC3660T-2C**	2009	**OAC3660T-2H**	2009	**OAC3660T-1C-1W**	2009	**OAC3660T-1H-1W**	2009	**OAC3660T-2W**	2009

"OAS" Series tables – Brushed 16/304 stainless steel solid top and stainless steel wire overshelves, with choice of:

- Two knocked down stainless steel C-frames
- Two knocked down stainless steel H-frames
- One stainless steel C-frame and one stainless steel wire undershelf
- One stainless steel H-frame and one chrome wire undershelf
- Two stainless steel wire undershelves

	length		weight		cu	WITH TWO C-FRAMES		WITH TWO H-FRAMES		WITH ONE C-FRAME AND ONE WIRE SHELF		WITH ONE H-FRAME AND ONE WIRE SHELF		WITH TWO WIRE SHELVES	
	in.	mm	lb.	kg	ft	model #	list	model #	list	model #	list	model #	list	model #	list
24˝ width (610mm)	36˝	914	65	29.5	4.4	**OAS2436T-2C**	2153	**OAS2436T-2H**	2153	**OAS2436T-1C-1W**	2153	**OAS2436T-1H-1W**	2153	**OAS2436T-2W**	2153
	48˝	1219	81	36.7	5.7	**OAS2448T-2C**	2463	**OAS2448T-2H**	2463	**OAS2448T-1C-1W**	2463	**OAS2448T-1H-1W**	2463	**OAS2448T-2W**	2463
	60˝	1524	97	44.0	7.0	**OAS2460T-2C**	2857	**OAS2460T-2H**	2857	**OAS2460T-1C-1W**	2857	**OAS2460T-1H-1W**	2857	**OAS2460T-2W**	2857
30˝ width (762mm)	36˝	914	75	34.0	4.4	**OAS3036T-2C**	2372	**OAS3036T-2H**	2372	**OAS3036T-1C-1W**	2372	**OAS3036T-1H-1W**	2372	**OAS3036T-2W**	2372
	48˝	1219	94	42.6	5.7	**OAS3048T-2C**	2732	**OAS3048T-2H**	2732	**OAS3048T-1C-1W**	2732	**OAS3048T-1H-1W**	2732	**OAS3048T-2W**	2732
	60˝	1524	113	51.3	7.0	**OAS3060T-2C**	3146	**OAS3060T-2H**	3146	**OAS3060T-1C-1W**	3146	**OAS3060T-1H-1W**	3146	**OAS3060T-2W**	3146
36˝ width (914mm)	36˝	914	85	38.6	5.0	**OAS3636T-2C**	2655	**OAS3636T-2H**	2655	**OAS3636T-1C-1W**	2655	**OAS3636T-1H-1W**	2655	**OAS3636T-2W**	2655
	48˝	1219	108	49.0	7.0	**OAS3648T-2C**	3149	**OAS3648T-2H**	3149	**OAS3648T-1C-1W**	3149	**OAS3648T-1H-1W**	3149	**OAS3648T-2W**	3149
	60˝	1524	131	59.4	9.0	**OAS3660T-2C**	3635	**OAS3660T-2H**	3635	**OAS3660T-1C-1W**	3635	**OAS3660T-1H-1W**	3635	**OAS3660T-2W**	3635

Contact factory for custom workstation configurations.

adjusTable® Work Surface Systems with Wire Overshelf System

see spec sheet EG07.13A

Now NSF!

FEATURES:

- 34½″ *(876mm)* working height.
- Tabletops on all models feature hat channels underneath for added strength.



shown with two C-frame bases (suffix "-2C")

Note: To order table with 5″ *(127mm)* resilient tread casters, add suffix **"-CAH"** and **add to list price $718**.
Example: WOAC2436T-2H-CAH.
To order table with 5″ *(127mm)* poly tread casters, add suffix **"-CAHP"** and **add to list price $622**.
Example: WOAC2436T-2H-CAHP.

Allows you to create work surfaces of your choice. Tabletops on all models feature hat channels underneath for added strength.

Work surface of your choice is combined with two 33″ *(838mm)* front posts, two 63″ *(1600mm)* rear posts, two wire overshelves, two 29″ *(737mm)* front posts for wire overshelves, and your choice of base combination. 63″ *(1600mm)* overall height.

"WOAC" Series tables – 16/304 brushed stainless solid top and chrome overshelves, with choice of:

- Two knocked down chrome C-frames
- Two knocked down chrome H-frames
- One chrome C-frame and one chrome wire undershelf
- One chrome H-frame and one chrome wire undershelf
- Two chrome wire undershelves

	length		weight		cu	WITH TWO C-FRAMES		WITH TWO H-FRAMES		WITH ONE C-FRAME AND ONE WIRE SHELF		WITH ONE H-FRAME AND ONE WIRE SHELF		WITH TWO WIRE SHELVES	
	in.	mm	lb.	kg	ft	model #	list	model #	list	model #	list	model #	list	model #	list
24″ width (610mm)	36″	914	65	29.5	4.4	WOAC2436T-2C	1310	WOAC2436T-2H	1310	WOAC2436T-1C-1W	1310	WOAC2436T-1H-1W	1310	WOAC2436T-2W	1310
	48″	1219	81	36.7	5.7	WOAC2448T-2C	1490	WOAC2448T-2H	1490	WOAC2448T-1C-1W	1490	WOAC2448T-1H-1W	1490	WOAC2448T-2W	1490
	60″	1524	97	44.0	7.0	WOAC2460T-2C	1674	WOAC2460T-2H	1674	WOAC2460T-1C-1W	1674	WOAC2460T-1H-1W	1674	WOAC2460T-2W	1674
30″ width (762mm)	36″	914	75	34.0	4.4	WOAC3036T-2C	1385	WOAC3036T-2H	1385	WOAC3036T-1C-1W	1385	WOAC3036T-1H-1W	1385	WOAC3036T-2W	1385
	48″	1219	94	42.6	5.7	WOAC3048T-2C	1616	WOAC3048T-2H	1616	WOAC3048T-1C-1W	1616	WOAC3048T-1H-1W	1616	WOAC3048T-2W	1616
	60″	1524	113	51.3	7.0	WOAC3060T-2C	1820	WOAC3060T-2H	1820	WOAC3060T-1C-1W	1820	WOAC3060T-1H-1W	1820	WOAC3060T-2W	1820
36″ width (914mm)	36″	914	85	38.6	5.0	WOAC3636T-2C	1681	WOAC3636T-2H	1681	WOAC3636T-1C-1W	1681	WOAC3636T-1H-1W	1681	WOAC3636T-2W	1681
	48″	1219	108	49.0	7.0	WOAC3648T-2C	1902	WOAC3648T-2H	1902	WOAC3648T-1C-1W	1902	WOAC3648T-1H-1W	1902	WOAC3648T-2W	1902
	60″	1524	131	59.4	9.0	WOAC3660T-2C	2066	WOAC3660T-2H	2066	WOAC3660T-1C-1W	2066	WOAC3660T-1H-1W	2066	WOAC3660T-2W	2066

"WOAS" Series tables – 16/304 brushed stainless solid top and stainles steel overshelves, with choice of:

- Two knocked down stainless steel C-frames
- Two knocked down stainless steel H-frames
- One stainless steel C-frame and one stainless steel wire undershelf
- One stainless steel H-frame and one chrome wire undershelf
- Two stainless steel wire undershelves

	length		weight		cu	WITH TWO C-FRAMES		WITH TWO H-FRAMES		WITH ONE C-FRAME AND ONE WIRE SHELF		WITH ONE H-FRAME AND ONE WIRE SHELF		WITH TWO WIRE SHELVES	
	in.	mm	lb.	kg	ft	model #	list	model #	list	model #	list	model #	list	model #	list
24″ width (610mm)	36″	914	65	29.5	4.4	WOAS2436T-2C	2268	WOAS2436T-2H	2268	WOAS2436T-1C-1W	2268	WOAS2436T-1H-1W	2268	WOAS2436T-2W	2268
	48″	1219	81	36.7	5.7	WOAS2448T-2C	2635	WOAS2448T-2H	2635	WOAS2448T-1C-1W	2635	WOAS2448T-1H-1W	2635	WOAS2448T-2W	2635
	60″	1524	97	44.0	7.0	WOAS2460T-2C	3094	WOAS2460T-2H	3094	WOAS2460T-1C-1W	3094	WOAS2460T-1H-1W	3094	WOAS2460T-2W	3094
30″ width (762mm)	36″	914	75	34.0	4.4	WOAS3036T-2C	2486	WOAS3036T-2H	2486	WOAS3036T-1C-1W	2486	WOAS3036T-1H-1W	2486	WOAS3036T-2W	2486
	48″	1219	94	42.6	5.7	WOAS3048T-2C	2905	WOAS3048T-2H	2905	WOAS3048T-1C-1W	2905	WOAS3048T-1H-1W	2905	WOAS3048T-2W	2905
	60″	1524	113	51.3	7.0	WOAS3060T-2C	3382	WOAS3060T-2H	3382	WOAS3060T-1C-1W	3382	WOAS3060T-1H-1W	3382	WOAS3060T-2W	3382
36″ width (914mm)	36″	914	85	38.6	5.0	WOAS3636T-2C	2769	WOAS3636T-2H	2769	WOAS3636T-1C-1W	2769	WOAS3636T-1H-1W	2769	WOAS3636T-2W	2769
	48″	1219	108	49.0	7.0	WOAS3648T-2C	3322	WOAS3648T-2H	3322	WOAS3648T-1C-1W	3322	WOAS3648T-1H-1W	3322	WOAS3648T-2W	3322
	60″	1524	131	59.4	9.0	WOAS3660T-2C	3873	WOAS3660T-2H	3873	WOAS3660T-1C-1W	3873	WOAS3660T-1H-1W	3873	WOAS3660T-2W	3873

Contact factory for custom workstation configurations.

100 Industrial Boulevard, Clayton, DE 19938-8903 U.S.A.
Phone: 302-653-3000. Fax: 302-653-2065
http://www.eaglegrp.com

EAGLE MHC Division
Material Handling, Healthcare & Cleanroom Equipment

Extras for adjusTable® with Overhead Systems

(•) MTS *(made to stock)* / ( ) MTO *(made to order)*

see spec sheet **EG07.13B**

Bin Holders

- Accommodates supply and conductive bins.
- Constructed of 1⅝″ x ½″ *(41 x 13mm)* 12-gauge mild steel, angle-welded to two conical collars for support.
- Shipped with two plastic split sleeves for attachment to posts.

workstation length		weight		cu	bin capacity			
in.	mm	lbs.	kg	ft	in.	mm	model #	list
36″	914	3.0	1.4	0.1	33″	838	**BH36C**	42
48″	1219	4.0	1.8	0.1	45″	1143	**BH48C** •	44
60″	1524	4.5	2.0	0.3	57″	1448	**BH60C** •	47



Chrome-plated bin holders allow you to sort, store and separate supplies.

Reel Holders

- Constructed of 1¼″ x 1¼″ x 3″ *(32 x 32 x 76mm)* chrome-plated 14-gauge "C" channel, welded to a conical collar.
- Shipped with plastic split sleeves for attachment to posts.
- Rod is constructed of ⅝″ *(16mm)* diameter 16 gauge stainless steel tubing.
- Tubing is held within rod holders with removable 1½″ *(38mm)* long zinc-plated hairpin cotter clips.

workstation length		weight		cu	reel capacity			
in.	mm	lbs.	kg	ft	in.	mm	model #	list
36″	914	3.0	1.4	0.1	31″	787	**RH36-C**	95
48″	1219	4.0	1.8	0.1	42″	1067	**RH48-C**	99
60″	1524	4.5	2.0	0.3	54″	1372	**RH60-C**	101



Chrome-plated reel holders allow you to sort and store wire and labels.

Bench Power Centers

- UL-approved 115-volt, 20-amp power strip comes complete with mounting hardware and 6′ *(1829mm)* cord.
- Cleat included to secure power cord when not in use.

workstation length		weight		cu	outlet capacity		
in.	mm	lbs.	kg	ft	115V - 20A	model #	list
36″	914	10	4.5	0.1	5	**BPC36C**	439
48″	1219	15	6.8	0.1	7	**BPC48C**	444
60″	1524	20	9.0	0.3	9	**BPC60C**	449



See pages 212-215 for optional utility drawers.

Stainless Steel Cleaner & Polish

weight			
oz.	kg	model #	list
15	0.4	**004026**	25



FEATURES:

- Cleans and polishes in one step.
- Does not streak or leave fingerprints.
- Leaves a protective invisible coating.

Double-Sided Bin-Holder Rails

PATENTED! (patent #8,141,724 B2)

see product announcement **EG07.14**



shown assembled as a cart (bins sold separately)



bin holder rail (bins sold separately)

BIN-HOLDER RAILS:

- Bin-holder rails are sold as an accessory or purchased with posts as a kit.
- EAGLEbrite® zinc or chrome plated.
- Bins attach to both sides of rail – no tools required.

BIN-HOLDER RAIL CARTS:

- Carts consist of four bin-holder rails and four 63″ *(1600mm)* posts with casters.
- Posts are numbered in increments of 1″ *(25mm)* to ensure fast and level assembly.
- Assembly — numerically calibrated grooved posts, tapered plastic split sleeves and rail collars combine to make shelving assembly a simple two-step exercise:
  1) snap the split sleeves onto a post over the number of your choice; and
  2) slide a rail collar over the split sleeves. A positive lock between rail bin and post is created without the use of any tools.

Bin-Holder Rails

	length		weight		Zinc		Chrome	
	in.	mm	lbs.	kg	model #	list	model#	list
24″ width *(610mm)*	36″	914	11.0	5.0	**DBH2436Z**	211	**DBH2436C**	291
	42″	1067	12.5	5.7	**DBH2442Z**	289	**DBH2442C**	295
	48″	1219	14.0	6.4	**DBH2448Z**	306	**DBH2448C**	339
	54″	1372	15.5	7.0	**DBH2454Z**	314	**DBH2454C**	343
	60″	1524	17.0	7.7	**DBH2460Z**	334	**DBH2460C**	371
30″ width *(762mm)*	36″	914	12.5	5.7	**DBH3036Z**	286	**DBH3036C**	318
	42″	1067	14.0	6.4	**DBH3042Z**	294	**DBH3042C**	331
	48″	1219	15.5	7.0	**DBH3048Z**	334	**DBH3048C**	374
	54″	1372	17.0	7.7	**DBH3054Z**	340	**DBH3054C**	390
	60″	1524	18.5	8.4	**DBH3060Z**	368	**DBH3060C**	439



Bin holder rails can also be used on Eagle Floor-Trak® units

For additional information on Floor-Trak® Systems, refer to spec sheet EG01.39, or visit us online at *www.eaglegrp.com*

Bin-Holder Rail Carts

	length		weight		Zinc		Chrome	
	in.	mm	lbs.	kg	model #	list	model#	list
24″ width *(610mm)*	36″	914	64	29.0	**DBHC2436Z-4**	1305	**DBHC2436C-4**	1375
	42″	1067	70	31.8	**DBHC2442Z-4**	1395	**DBHC2442C-4**	1395
	48″	1219	76	34.5	**DBHC2448Z-4**	1441	**DBHC2448C-4**	1565
	54″	1372	82	37.2	**DBHC2454Z-4**	1469	**DBHC2454C-4**	1588
	60″	1524	88	39.9	**DBHC2460Z-4**	1548	**DBHC2460C-4**	1696
30″ width *(762mm)*	36″	914	70	31.8	**DBHC3036Z-4**	1369	**DBHC3036C-4**	1487
	42″	1067	76	34.5	**DBHC3042Z-4**	1397	**DBHC3042C-4**	1533
	48″	1219	82	37.2	**DBHC3048Z-4**	1547	**DBHC3048C-4**	1713
	54″	1372	88	39.9	**DBHC3054Z-4**	1576	**DBHC3054C-4**	1776
	60″	1524	94	42.6	**DBHC3060Z-4**	1684	**DBHC3060C-4**	1973

100 Industrial Boulevard, Clayton, DE 19938-8903 U.S.A.
Phone: 302-653-3000. Fax: 302-653-2065
http://www.eaglegrp.com

EAGLE MHC Division
Material Handling, Healthcare & Cleanroom Equipment

NOTES

NOTES

100 Industrial Boulevard, Clayton, DE 19938-8903 U.S.A.
Phone: 302-653-3000. Fax: 302-653-2065
http://www.eaglegrp.com

Tables for Non-Critical Environments

Accessories/Components
- Casters 198-199, 205
- More Accessories and Components 198, 200, 209-211

Custom Options 218

Drawers 212-215

Hardwood Worktables 199

Overshelves / Table Mounted
- Flex-Master® Adjustable.....207-209
- Microwave 211
- Non-Adjustable / All-Welded 210

SPEC-MASTER®
- Enclosed Worktables
  - with Backsplash 203
  - with Flat Top 201
  - with Upturn 202

Specialty Tables
- adjusTable® Work Surface Systems 204
- Folding Tables 206

Stands
- Mobile Utility Stands.....206
- Mobile with Undershelf.....206
- Stationary Utility Stands 205

Utility Tool Racks 216-217

Wall Cabinets 209

Worktables w/Stainless Steel Top
- with Backsplash and Tubular Base 196-197
- with Backsplash and Undershelf Base 194-195
- with Flat Top and Tubular Base 188-189
- with Flat Top and Undershelf Base 186-187
- with Upturn and Tubular Base 192-193
- with Upturn and Undershelf Base 190-191
- Filler Tables 200
- Knock Down Worktables with Cabinet Kit 200

For Wall Shelves, see page 89.

Wall Mounted Stainless Steel Tables

see spec sheet **EG10.01**

Facilitates small rolling cabinets which can be moved in and out.



table featuring flat top with box marine counter edge

FEATURES:

- Tabletop available in 16- or 14-gauge stainless steel.
- 14-gauge brackets with hole for electrical wire run.
- Wall mounted for environments with frequent wash downs.
- Available in same configuration as a standard worktable *(pages 186-197)*.
- 200 lb. *(90.7 kg)* weight capacity.
- Options available include integral sink bowls, drawers, end splashes, and sound deadening.

	length in.	length mm	weights* lbs.	weights* kg	no. of brackets	16/304 TABLETOP WITH ROLLED EDGE model #	16/304 TABLETOP WITH ROLLED EDGE list	14/304 TABLETOP * WITH ROLLED EDGE model #	14/304 TABLETOP * WITH ROLLED EDGE list	14/304 TABLETOP WITH * BOX MARINE COUNTER EDGE model #	14/304 TABLETOP WITH * BOX MARINE COUNTER EDGE list
Tables with Flat Top											
30″ width (762mm)	48″	1219	71	32.2	3	**WT3048SEB**	787	**WT3048SE**	1112	**WT3048SEM**	1562
	60″	1524	82	37.6	3	**WT3060SEB**	920	**WT3060SE**	1270	**WT3060SEM**	1665
	72″	1829	95	43.1	4	**WT3072SEB**	1032	**WT3072SE**	1485	**WT3072SEM**	1881
Tables with 1½″ Upturn											
30″ width (762mm)	48″	1219	71	32.2	3	**UWT3048SEB**	925	**UWT3048SE**	1309	**UWT3048SEM**	1834
	60″	1524	83	37.6	3	**UWT3060SEB**	1083	**UWT3060SE**	1492	**UWT3060SEM**	1959
	72″	1829	95	43.1	4	**UWT3072SEB**	1214	**UWT3072SE**	1745	**UWT3072SEM**	2212
Tables with 4½″ Backsplash											
30″ width (762mm)	48″	1219	73	33.1	3	**WT3048SEB-BS**	981	**WT3048SE-BS**	1390	**WT3048SEM-BS**	1953
	60″	1524	84	38.1	3	**WT3060SEB-BS**	1149	**WT3060SE-BS**	1588	**WT3060SEM-BS**	2082
	72″	1829	97	44.0	4	**WT3072SEB-BS**	1288	**WT3072SE-BS**	1855	**WT3072SEM-BS**	2349

***** Increase stated weight by 10%.

Optional table edges available:

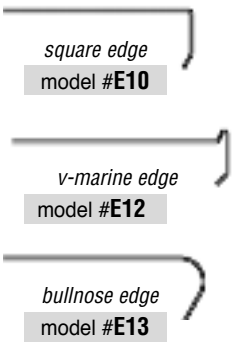

SPEC-MASTER® Marine Series

14 gauge, 300 series stainless steel tabletop.
Features a marine counter edge to prevent spillage.

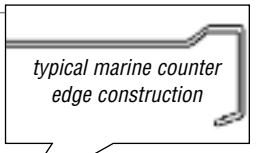



WITH FLAT TOP AND UNDERSHELF…
See pages 186-187



WITH FLAT TOP AND TUBULAR BASE…
See pages 188-189



WITH 4½˝ (267MM) BACKSPLASH AND UNDERSHELF…
See pages 194-195



WITH 4½˝ (267MM) BACKSPLASH AND TUBULAR BASE…
See pages 196-197

EM, SEM, GTEM, and STEM series

SPEC-MASTER® Series

14 gauge, 300 series stainless steel tabletop.

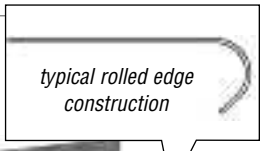



WITH FLAT TOP AND UNDERSHELF…
See pages 186-187



WITH UPTURN AND UNDERSHELF…
See pages 190-191



WITH BACKSPLASH AND UNDERSHELF…
See pages 194-195



WITH FLAT TOP AND TUBULAR BASE…
See pages 188-189



WITH UPTURN AND TUBULAR BASE…
See pages 192-193



WITH BACKSPLASH AND TUBULAR BASE…
See pages 196-197

E, SE, GTE, and STE series

Deluxe Series

16 gauge, 300 series stainless steel table top.

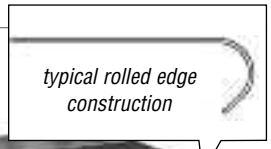



WITH FLAT TOP AND UNDERSHELF…

See pages 186-187



WITH UPTURN AND UNDERSHELF…

See pages 190-191



WITH BACKSPLASH AND UNDERSHELF…

See pages 194-195



WITH FLAT TOP AND TUBULAR BASE…

See pages 188-189



WITH UPTURN AND TUBULAR BASE…

See pages 192-193



WITH BACKSPLASH AND TUBULAR BASE…

See pages 196-197

EB, SEB, GTEB, and STEB series

Budget Series

16 gauge, type 430 stainless steel table top.

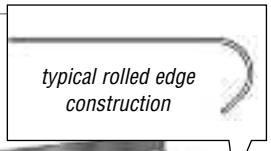



WITH FLAT TOP AND UNDERSHELF…

See pages 186-187



WITH UPTURN AND UNDERSHELF…

See pages 190-191



WITH BACKSPLASH AND UNDERSHELF…

See pages 194-195



WITH FLAT TOP AND TUBULAR BASE…

See pages 188-189



WITH UPTURN AND TUBULAR BASE…

See pages 192-193



WITH BACKSPLASH AND TUBULAR BASE…

See pages 196-197

B, SB, GTB, and STB series

Worktables with Stainless Steel Flat Top & Galvanized Legs/Undershelf (NSF)

see spec sheets **EG10.40A** **EG10.40B** **EG10.40C** **EG10.40D**

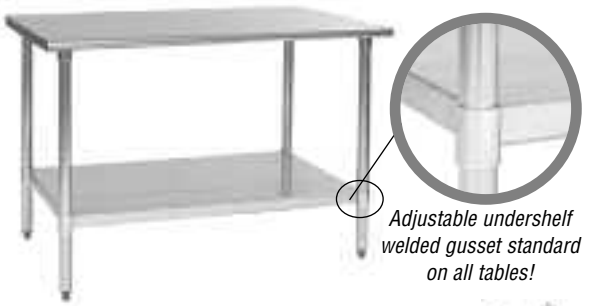

Adjustable undershelf welded gusset standard on all tables!

patented uni-lok system

(Patent #5,165,349)

FEATURES:

- 1⅝″ *(41mm)* diameter legs and adjustable undershelf are heavy gauge galvanized steel.
- Heavy gauge polished stainless steel top.
- Offers worktables with a rolled edge on front and rear, with ends turned 90°, except SPEC-MASTER® Marine edge.
- 35⅛″ - 36⅛″ *(892 - 918mm)* adjustable working height.

Note: All shipping weights and cubic feet are approximate.

NSF sprayed-on sound deadening available. To order, add **$926 to list price** and suffix **"-SD"**. **Example: T2424B-SD.**

Optional fixed undershelf available in place of standard adjustable undershelf. To order, **add 10% to list price**, and **"-F"** to end of suffix. **Example: T2424B-F.**

For FLEX-MASTER® overshelf kits, see page 209.

For drawer kits, see page 215.



See page 198 for optional casters available.

(•) MTS *(made to stock)* / ( ) MTO *(made to order)*

	length		# of	weight		cu	BUDGET 16 ga. type 430 top		DELUXE 16 ga. 300 series top		*SPEC-MASTER® 14 ga. 300 series top		* ▼ Marine 14 ga. 300 series top	
	in.	mm	legs	lbs.	kg	ft	model #	list	model #	list	model #	list	model #	list
24″ width *(610mm)*	24″	610	4	40	18.1	3.5	T2424B •	938	T2424EB	1034	T2424E	1087	T2424EM	1814
	30″	762	4	45	20.4	3.8	T2430B •	1016	T2430EB	1128	T2430E	1202	T2430EM	1944
	36″	914	4	50	22.7	4.4	T2436B •	1105	T2436EB	1213	T2436E	1287	T2436EM	2029
	48″	1219	4	60	27.2	5.7	T2448B •	1126	T2448EB	1232	T2448E	1310	T2448EM	2062
	60″	1524	4	70	31.8	7.1	T2460B •	1187	T2460EB	1337	T2460E	1435	T2460EM	2182
	72″	1829	4	80	36.3	8.5	T2472B •	1271	T2472EB	1447	T2472E	1556	T2472EM	2316
	84″	2134	4	90	40.8	11.2	T2484B	1622	T2484EB	2070	T2484E	2120	T2484EM	2827
	96″	2438	6	100	45.4	11.2	T2496B •	1844	T2496EB	2220	T2496E	2277	T2496EM	2990
	108″	2743	6	110	49.9	14.0	T24108B	3001	T24108EB	3206	T24108E	3140	T24108EM	3923
	120″	3048	6	120	54.4	14.0	T24120B	3084	T24120EB	3298	T24120E	3458	T24120EM	4014
	132″	3353	8	130	59.0	16.8	T24132B	3101	T24132EB	3357	T24132E	3639	T24132EM	4306
	144″	3658	8	140	63.5	16.8	T24144B	3103	T24144EB	3458	T24144E	3652	T24144EM	4400
30″ width *(762mm)*	30″	762	4	46	20.9	3.8	T3030B •	1046	T3030EB	1169	T3030E	1243	T3030EM	1987
	36″	914	4	52	23.6	4.4	T3036B •	1130	T3036EB	1253	T3036E	1328	T3036EM	2080
	48″	1219	4	64	29.0	5.7	T3048B •	1146	T3048EB •	1291	T3048E	1381	T3048EM	2131
	60″	1524	4	76	34.5	7.1	T3060B •	1253	T3060EB •	1419	T3060E	1522	T3060EM	2286
	72″	1829	4	84	38.1	8.5	T3072B •	1362	T3072EB •	1556	T3072E	1665	T3072EM	2440
	84″	2134	4	96	43.6	11.2	T3084B •	1700	T3084EB	2103	T3084E	2237	T3084EM	2951
	96″	2438	6	108	49.0	11.2	T3096B •	1969	T3096EB	2292	T3096E	2444	T3096EM	3157
	108″	2743	6	120	54.4	14.0	T30108B	3030	T30108EB	3397	T30108E	3575	T30108EM	4220
	120″	3048	6	132	59.9	14.0	T30120B	3131	T30120EB	3497	T30120E	3672	T30120EM	4314
	132″	3353	8	144	65.3	16.8	T30132B	3288	T30132EB	3690	T30132E	3792	T30132EM	4568
	144″	3658	8	156	70.8	16.8	T30144B	3385	T30144EB	3717	T30144E	4003	T30144EM	4665
36″ width *(914mm)*	48″	1219	4	70	31.8	7.0	T3648B	1428	T3648EB	1571	T3648E	1619	T3648EM	2565
	60″	1524	4	82	37.2	8.8	T3660B	1609	T3660EB	1763	T3660E	1814	T3660EM	2765
	72″	1829	4	96	43.6	10.5	T3672B	1761	T3672EB	1912	T3672E	1978	T3672EM	2944
	84″	2134	4	108	49.0	12.2	T3684B	2420	T3684EB	2598	T3684E	2647	T3684EM	3551
	96″	2438	6	120	54.4	13.9	T3696B	2573	T3696EB	2754	T3696E	2832	T3696EM	3720
	108″	2743	6	132	59.9	17.3	T36108B	3657	T36108EB	4078	T36108E	4174	T36108EM	4876
	120″	3048	6	144	65.3	17.3	T36120B	3738	T36120EB	4174	T36120E	4273	T36120EM	4973
	132″	3353	8	156	70.8	20.7	T36132B	3832	T36132EB	4314	T36132E	4463	T36132EM	5267
	144″	3658	8	168	76.2	20.7	T36144B	4045	T36144EB	4408	T36144E	4691	T36144EM	5368
48″ width *(1219mm)*	48″	1219	4	124	56.2	9.3	–		–		T4848E	3776	T4848EM	5031
	60″	1524	4	146	66.2	14.0	–		–		T4860E	4220	T4860EM	5478
	72″	1829	6	171	77.6	14.0	–		–		T4872E	4582	T4872EM	5843
	84″	2134	6	197	89.4	18.7	–		–		T4884E	6223	T4884EM	7477
	96″	2438	8	241	109.3	18.7	–		–		T4896E	6581	T4896EM	7840
	108″	2743	8	278	126.1	23.3	–		–		T48108E	9846	T48108EM	11112
	120″	3048	8	316	143.3	23.3	–		–		T48120E	9960	T48120EM	11201
	132″	3353	10	353	160.1	27.9	–		–		T48132E	10818	T48132EM	12065
	144″	3658	10	391	177.4	27.9	–		–		T48144E	10897	T48144EM	12160

* On SPEC-MASTER® and SPEC-MASTER® Marine tables, increase stated weight by 10%. ▼ SPEC-MASTER® Marine tables feature a marine counter edge to prevent spillage.

100 Industrial Boulevard, Clayton, DE 19938-8903 U.S.A.
Phone: 302-653-3000. Fax: 302-653-2065
http://www.eaglemhc.com

EAGLE MHC Division
Material Handling, Healthcare & Cleanroom Equipment

* For Tables in Critical Environments, please see pages 125-146 in Cleanroom section of catalog.

Worktables with Stainless Steel Flat Top & Stainless Steel Legs/Undershelf (NSF)

see spec sheets **EG10.41A** **EG10.41B** **EG10.41C** **EG10.41D**



FEATURES:

- 1⅝″ *(41mm)* diameter legs and adjustable undershelf are heavy gauge stainless steel.
- Heavy gauge polished stainless steel top.
- Offers worktables with a rolled edge on front and rear, with ends turned 90°, except SPEC-MASTER® Marine.
- 35⅛″ - 36⅛″ *(892 - 918mm)* adjustable working height.

patented uni-lok system

(Patent #5,165,349)



See page 198 for optional casters available.

Note: All shipping weights and cubic feet are approximate.

NSF sprayed-on sound deadening available. To order, add **$926** to list price and suffix **"-SD"**. **Example: T2424SB-SD.**

For FLEX-MASTER® overshelf kits, see page 209.

For drawer kits, see page 215.

(•) MTS *(made to stock)* / ( ) MTO *(made to order)*

	length		# of	weight		cu	BUDGET 16 ga. type 430 top		DELUXE 16 ga. 300 series top		*SPEC-MASTER® 14 ga. 300 series top		* ▼ Marine 14 ga. 300 series top	
	in.	mm	legs	lbs.	kg	ft	model #	list	model #	list	model #	list	model #	list
24″ width (610mm)	24″	610	4	40	18.1	3.5	**T2424SB**	1316	**T2424SEB** •	1405	**T2424SE** •	1515	**T2424SEM**	2265
	30″	762	4	45	20.4	3.8	**T2430SB**	1435	**T2430SEB**	1547	**T2430SE**	1683	**T2430SEM**	2428
	36″	914	4	50	22.7	4.4	**T2436SB** •	1517	**T2436SEB** •	1632	**T2436SE**	1768	**T2436SEM**	2515
	48″	1219	4	60	27.2	5.7	**T2448SB** •	1561	**T2448SEB** •	1691	**T2448SE**	1844	**T2448SEM**	2594
	60″	1524	4	70	31.8	7.1	**T2460SB**	1685	**T2460SEB**	1841	**T2460SE**	2010	**T2460SEM**	2758
	72″	1829	4	80	36.3	8.5	**T2472SB**	1808	**T2472SEB**	1986	**T2472SE**	2178	**T2472SEM**	2929
	84″	2134	4	90	40.8	11.2	**T2484SB**	2233	**T2484SEB**	2732	**T2484SE**	2977	**T2484SEM**	3614
	96″	2438	6	100	45.4	11.2	**T2496SB**	2397	**T2496SEB**	2922	**T2496SE**	3192	**T2496SEM**	3820
	108″	2743	6	110	49.9	14.0	**T24108SB**	3891	**T24108SEB**	4057	**T24108SE**	4569	**T24108SEM**	4937
	120″	3048	6	120	54.4	14.0	**T24120SB**	3983	**T24120SEB**	4308	**T24120SE**	4662	**T24120SEM**	5030
	132″	3353	8	130	59.0	16.8	**T24132SB**	4071	**T24132SEB**	4432	**T24132SE**	4817	**T24132SEM**	5424
	144″	3658	8	140	63.5	16.8	**T24144SB**	4284	**T24144SEB**	4522	**T24144SE**	5055	**T24144SEM**	5520
30″ width (762mm)	30″	762	4	46	20.9	3.8	**T3030SB**	1494	**T3030SEB** •	1644	**T3030SE**	1783	**T3030SEM**	2533
	36″	914	4	52	23.6	4.4	**T3036SB** •	1598	**T3036SEB** •	1726	**T3036SE**	1872	**T3036SEM**	2619
	48″	1219	4	64	29.0	5.7	**T3048SB** •	1661	**T3048SEB** •	1814	**T3048SE** •	1985	**T3048SEM**	2724
	60″	1524	4	76	34.5	7.1	**T3060SB** •	1819	**T3060SEB** •	1999	**T3060SE** •	2182	**T3060SEM**	2930
	72″	1829	4	84	38.1	8.5	**T3072SB** •	1970	**T3072SEB** •	2178	**T3072SE** •	2390	**T3072SEM**	3239
	84″	2134	4	96	43.6	11.2	**T3084SB**	2315	**T3084SEB**	2854	**T3084SE**	3110	**T3084SEM**	3738
	96″	2438	6	108	49.0	11.2	**T3096SB** •	2595	**T3096SEB** •	3156	**T3096SE** •	3444	**T3096SEM**	3890
	108″	2743	6	120	54.4	14.0	**T30108SB**	4128	**T30108SEB**	4508	**T30108SE**	4882	**T30108SEM**	5339
	120″	3048	6	132	59.9	14.0	**T30120SB**	4223	**T30120SEB**	4603	**T30120SE**	4981	**T30120SEM**	5435
	132″	3353	8	144	65.3	16.8	**T30132SB**	4486	**T30132SEB**	4920	**T30132SE**	5343	**T30132SEM**	5792
	144″	3658	8	156	70.8	16.8	**T30144SB**	4580	**T30144SEB**	5020	**T30144SE**	5442	**T30144SEM**	5889
36″ width (914mm)	48″	1219	4	70	31.8	7.0	**T3648SB**	1917	**T3648SEB**	2142	**T3648SE**	2265	**T3648SEM**	3182
	60″	1524	4	82	37.2	8.8	**T3660SB**	2123	**T3660SEB**	2347	**T3660SE**	2494	**T3660SEM**	3422
	72″	1829	4	96	43.6	10.5	**T3672SB**	2322	**T3672SEB**	2562	**T3672SE**	2723	**T3672SEM**	3669
	84″	2134	4	108	49.0	12.2	**T3684SB**	3209	**T3684SEB**	3483	**T3684SE**	3687	**T3684SEM**	4474
	96″	2438	6	120	54.4	13.9	**T3696SB**	3459	**T3696SEB**	3733	**T3696SE**	3965	**T3696SEM**	4748
	108″	2743	6	132	59.9	17.3	**T36108SB**	4911	**T36108SEB**	5355	**T36108SE**	5674	**T36108SEM**	6155
	120″	3048	6	144	65.3	17.3	**T36120SB**	5011	**T36120SEB**	5448	**T36120SE**	5772	**T36120SEM**	6244
	132″	3353	8	156	70.8	20.7	**T36132SB**	5187	**T36132SEB**	5680	**T36132SE**	6203	**T36132SEM**	6672
	144″	3658	8	168	76.2	20.7	**T36144SB**	5429	**T36144SEB**	5940	**T36144SE**	6298	**T36144SEM**	6771
48″ width (1219mm)	48″	1219	4	124	56.2	9.3	–		–		**T4848SE**	4377	**T4848SEM**	5637
	60″	1524	4	146	66.2	14.0	–		–		**T4860SE**	4842	**T4860SEM**	6108
	72″	1829	6	171	77.6	14.0	–		–		**T4872SE**	5288	**T4872SEM**	6553
	84″	2134	6	197	89.4	18.7	–		–		**T4884SE**	7149	**T4884SEM**	8408
	96″	2438	8	241	109.3	18.7	–		–		**T4896SE**	7717	**T4896SEM**	8981
	108″	2743	8	278	126.1	23.3	–		–		**T48108SE**	11252	**T48108SEM**	12518
	120″	3048	8	316	143.3	23.3	–		–		**T48120SE**	11351	**T48120SEM**	12610
	132″	3353	10	353	160.1	27.9	–		–		**T48132SE**	12205	**T48132SEM**	13463
	144″	3658	10	391	177.4	27.9	–		–		**T48144SE**	12296	**T48144SEM**	13558

* SPEC-MASTER® and SPEC-MASTER® Marine tables feature all stainless steel construction. Increase stated weight by 10%.

▼ SPEC-MASTER® Marine tables feature a marine counter edge to prevent spillage.

Worktables with Stainless Steel Flat Top & Galvanized Tubular Base (NSF)

see spec sheets **EG10.42A** **EG10.42B** **EG10.42C** **EG10.42D**

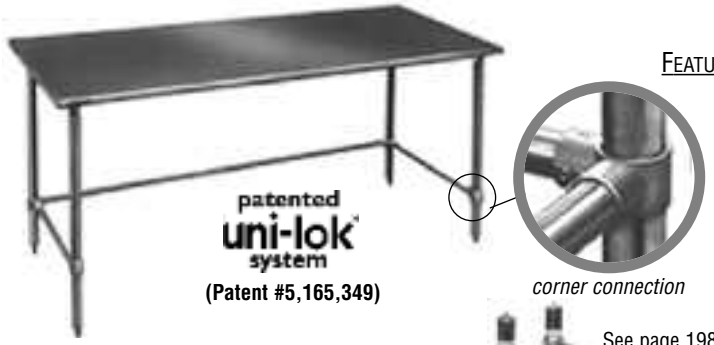

(Patent #5,165,349)

corner connection



See page 198 for optional casters available.

FEATURES:

- Tubular base.
- 1⅝″ *(41mm)*-diameter legs and 1¼″ *(32mm)*-diameter crossbracing are heavy gauge galvanized steel.
- Heavy gauge polished stainless steel top.
- Offers worktables with a rolled edge on front and rear, with ends turned 90°, except SPEC-MASTER® Marine.
- 35⅛″ - 36⅛″ *(892 - 918mm)* adjustable working height.

Note: All shipping weights and cubic feet are approximate.

NSF sprayed-on sound deadening available. To order, add **$926 to list price** and suffix **"-SD"**. **Example: T2424GTB-SD.**

C-frame standard. To order table with H-frame, add **$190 to list price** and suffix "**-H**". **Example: T3036GTBE-H**.

(•) MTS *(made to stock)* / ( ) MTO *(made to order)*

For FLEX-MASTER® overshelf kits, see page 209.

For drawer kits, see page 215.

	length		# of	weight		cu	BUDGET 16 ga. type 430 top		DELUXE 16 ga. 300 series top		*SPEC-MASTER® 14 ga. 300 series top		* ▼ Marine 14 ga. 300 series top	
	in.	mm	legs	lbs.	kg	ft	model #	list	model #	list	model #	list	model #	list
24″ width *(610mm)*	24″	610	4	40	18.1	3.5	**T2424GTB**	1096	**T2424GTEB**	1198	**T2424GTE**	1245	**T2424GTEM**	1980
	30″	762	4	45	20.4	3.8	**T2430GTB**	1176	**T2430GTEB**	1291	**T2430GTE**	1363	**T2430GTEM**	2101
	36″	914	4	50	22.7	4.4	**T2436GTB**	1262	**T2436GTEB**	1377	**T2436GTE**	1447	**T2436GTEM**	2190
	48″	1219	4	60	27.2	5.7	**T2448GTB**	1281	**T2448GTEB**	1396	**T2448GTE**	1476	**T2448GTEM**	2227
	60″	1524	4	70	31.8	7.1	**T2460GTB**	1345	**T2460GTEB**	1498	**T2460GTE**	1594	**T2460GTEM**	2347
	72″	1829	4	80	36.3	8.5	**T2472GTB**	1431	**T2472GTEB**	1611	**T2472GTE**	1714	**T2472GTEM**	2485
	84″	2134	4	90	40.8	11.2	**T2484GTB**	1776	**T2484GTEB**	2237	**T2484GTE**	2285	**T2484GTEM**	2992
	96″	2438	6	100	45.4	11.2	**T2496GTB**	1999	**T2496GTEB**	2385	**T2496GTE**	2431	**T2496GTEM**	3149
	108″	2743	6	110	49.9	14.0	**T24108GTB**	3053	**T24108GTEB**	3359	**T24108GTE**	3696	**T24108GTEM**	4085
	120″	3048	6	120	54.4	14.0	**T24120GTB**	3162	**T24120GTEB**	3455	**T24120GTE**	3735	**T24120GTEM**	4174
	132″	3353	8	130	59.0	16.8	**T24132GTB**	3240	**T24132GTEB**	3523	**T24132GTE**	3787	**T24132GTEM**	4468
	144″	3658	8	140	63.5	16.8	**T24144GTB**	3253	**T24144GTEB**	3617	**T24144GTE**	3800	**T24144GTEM**	4563
30″ width *(762mm)*	30″	762	4	47	21.3	3.8	**T3030GTB**	1205	**T3030GTEB**	1330	**T3030GTE**	1405	**T3030GTEM**	2153
	36″	914	4	53	24.0	4.4	**T3036GTB**	1286	**T3036GTEB**	1419	**T3036GTE**	1490	**T3036GTEM**	2239
	48″	1219	4	65	29.5	5.7	**T3048GTB**	1308	**T3048GTEB**	1448	**T3048GTE**	1544	**T3048GTEM**	2295
	60″	1524	4	77	34.9	7.1	**T3060GTB**	1412	**T3060GTEB**	1582	**T3060GTE**	1689	**T3060GTEM**	2449
	72″	1829	4	89	40.4	8.5	**T3072GTB**	1515	**T3072GTEB** •	1714	**T3072GTE**	1828	**T3072GTEM**	2603
	84″	2134	4	101	45.8	11.2	**T3084GTB**	1855	**T3084GTEB**	2266	**T3084GTE**	2395	**T3084GTEM**	3114
	96″	2438	6	113	51.3	11.2	**T3096GTB**	2127	**T3096GTEB**	2453	**T3096GTE**	2608	**T3096GTEM**	3322
	108″	2743	6	125	56.7	14.0	**T30108GTB**	3195	**T30108GTEB**	3555	**T30108GTE**	3733	**T30108GTEM**	4382
	120″	3048	6	137	62.1	14.0	**T30120GTB**	3288	**T30120GTEB**	3655	**T30120GTE**	3832	**T30120GTEM**	4480
	132″	3353	8	149	67.6	16.8	**T30132GTB**	3343	**T30132GTEB**	3749	**T30132GTE**	3953	**T30132GTEM**	4730
	144″	3658	8	161	73.0	16.8	**T30144GTB**	3537	**T30144GTEB**	3959	**T30144GTE**	4163	**T30144GTEM**	4826
36″ width *(914mm)*	48″	1219	4	73	33.1	7.0	**T3648GTB**	1589	**T3648GTEB**	1733	**T3648GTE**	1980	**T3648GTEM**	2724
	60″	1524	4	87	39.5	8.8	**T3660GTB**	1768	**T3660GTEB**	1922	**T3660GTE**	1985	**T3660GTEM**	2922
	72″	1829	4	101	45.8	10.5	**T3672GTB**	1917	**T3672GTEB**	2070	**T3672GTE**	2142	**T3672GTEM**	3110
	84″	2134	4	115	52.2	12.2	**T3684GTB**	2576	**T3684GTEB**	2758	**T3684GTE**	2833	**T3684GTEM**	3717
	96″	2438	6	129	58.5	13.9	**T3696GTB**	2700	**T3696GTEB**	2915	**T3696GTE**	2994	**T3696GTEM**	3889
	108″	2743	6	143	64.9	17.3	**T36108GTB**	3698	**T36108GTEB**	4117	**T36108GTE**	4339	**T36108GTEM**	5041
	120″	3048	6	157	71.2	17.3	**T36120GTB**	3899	**T36120GTEB**	4339	**T36120GTE**	4437	**T36120GTEM**	5139
	132″	3353	8	171	77.6	20.7	**T36132GTB**	3984	**T36132GTEB**	4472	**T36132GTE**	4623	**T36132GTEM**	5435
	144″	3658	8	185	83.9	20.7	**T36144GTB**	4198	**T36144GTEB**	4702	**T36144GTE**	4716	**T36144GTEM**	5532
48″ width *(1219mm)*	48″	1219	4	87	39.5	9.3	–		–		**T4848GTE**	3932	**T4848GTEM**	5163
	60″	1524	4	101	45.8	14.0	–		–		**T4860GTE**	4386	**T4860GTEM**	5637
	72″	1829	6	115	52.2	14.0	–		–		**T4872GTE**	4746	**T4872GTEM**	6114
	84″	2134	6	120	54.4	18.7	–		–		**T4884GTE**	6387	**T4884GTEM**	7635
	96″	2438	8	143	64.9	18.7	–		–		**T4896GTE**	6733	**T4896GTEM**	8000
	108″	2743	8	157	71.2	23.3	–		–		**T48108GTE**	10002	**T48108GTEM**	11267
	120″	3048	8	171	77.6	23.3	–		–		**T48120GTE**	10114	**T48120GTEM**	11362
	132″	3353	10	185	83.9	27.9	–		–		**T48132GTE**	10981	**T48132GTEM**	12219
	144″	3658	10	199	90.3	27.9	–		–		**T48144GTE**	11072	**T48144GTEM**	12314

* On SPEC-MASTER® and SPEC-MASTER® Marine tables, increase stated weight by 10%. ▼ SPEC-MASTER® Marine tables feature a marine counter edge to prevent spillage.

100 Industrial Boulevard, Clayton, DE 19938-8903 U.S.A.
Phone: 302-653-3000. Fax: 302-653-2065
http://www.eaglemhc.com

EAGLE MHC Division
Material Handling, Healthcare & Cleanroom Equipment

* For Tables in Critical Environments, please see pages 125-146 in Cleanroom section of catalog.

Worktables with Stainless Steel Flat Top & Stainless Steel Tubular Base (NSF)

see spec sheets **EG10.43A** **EG10.43B** **EG10.43C** **EG10.43D**



(Patent #5,165,349)



corner connection

See page 198 for optional casters available.

FEATURES:

- Tubular base.
- 1⅝″ *(41mm)*-diameter legs and 1¼″ *(32mm)*-diameter crossbracing are heavy gauge stainless steel.
- Heavy gauge polished stainless steel top.
- Offers worktables with a rolled edge on front and rear, with ends turned 90°, except SPEC-MASTER® Marine.
- 35⅛″ - 36⅛″ *(892 - 918mm)* adjustable working height.

Note: All shipping weights and cubic feet are approximate.

NSF sprayed-on sound deadening available. To order, add **$926 to list price** and suffix **"-SD"**. **Example: T2424STB-SD.**

For FLEX-MASTER® overshelf kits, see page 209.

For drawer kits, see page 215.

C-frame standard. To order table with H-frame, add **$190 to list price** and suffix "**-H**". **Example: T2448STE-H**.

(•) MTS *(made to stock)* / ( ) MTO *(made to order)*

	length		# of	weight		cu	BUDGET 16 ga. type 430 top		DELUXE 16 ga. 300 series top		*SPEC-MASTER® 14 ga. 300 series top		* ▼ Marine 14 ga. 300 series top	
	in.	mm	legs	lbs.	kg	ft	model #	list	model #	list	model #	list	model #	list
24″ width *(610mm)*	24″	610	4	40	18.1	3.5	**T2424STB**	1472	**T2424STEB**	1567	**T2424STE**	1678	**T2424STEM**	2426
	30″	762	4	45	20.4	3.8	**T2430STB**	1594	**T2430STEB**	1711	**T2430STE**	1844	**T2430STEM**	2594
	36″	914	4	50	22.7	4.4	**T2436STB**	1676	**T2436STEB**	1798	**T2436STE**	1930	**T2436STEM**	2680
	48″	1219	4	60	27.2	5.7	**T2448STB**	1716	**T2448STEB**	1854	**T2448STE**	2005	**T2448STEM**	2689
	60″	1524	4	70	31.8	7.1	**T2460STB**	1841	**T2460STEB**	1999	**T2460STE**	2172	**T2460STEM**	2920
	72″	1829	4	80	36.3	8.5	**T2472STB**	1967	**T2472STEB**	2152	**T2472STE**	2342	**T2472STEM**	3097
	84″	2134	4	90	40.8	11.2	**T2484STB**	2387	**T2484STEB**	2899	**T2484STE**	3134	**T2484STEM**	3775
	96″	2438	6	100	45.4	11.2	**T2496STB**	2558	**T2496STEB**	3092	**T2496STE**	3351	**T2496STEM**	4062
	108″	2743	6	110	49.9	14.0	**T24108STB**	3929	**T24108STEB**	4373	**T24108STE**	4734	**T24108STEM**	5092
	120″	3048	6	120	54.4	14.0	**T24120STB**	4138	**T24120STEB**	4470	**T24120STE**	4823	**T24120STEM**	5190
	132″	3353	8	130	59.0	16.8	**T24132STB**	4225	**T24132STEB**	4590	**T24132STE**	4976	**T24132STEM**	5582
	144″	3658	8	140	63.5	16.8	**T24144STB**	4316	**T24144STEB**	4684	**T24144STE**	5070	**T24144STEM**	5678
30″ width *(762mm)*	30″	762	4	47	21.3	3.8	**T3030STB**	1671	**T3030STEB**	1805	**T3030STE**	1948	**T3030STEM**	2696
	36″	914	4	53	24.0	4.4	**T3036STB**	1756	**T3036STEB**	1888	**T3036STE**	2034	**T3036STEM**	2781
	48″	1219	4	65	29.5	5.7	**T3048STB**	1822	**T3048STEB** •	1980	**T3048STE**	2149	**T3048STEM**	2896
	60″	1524	4	77	34.9	7.1	**T3060STB**	1980	**T3060STEB** •	2159	**T3060STE**	2362	**T3060STEM**	3098
	72″	1829	4	89	40.4	8.5	**T3072STB**	2128	**T3072STEB** •	2342	**T3072STE**	2554	**T3072STEM**	3401
	84″	2134	4	101	45.8	11.2	**T3084STB** •	2480	**T3084STEB**	3016	**T3084STE**	3272	**T3084STEM**	3910
	96″	2438	6	113	51.3	11.2	**T3096STB**	2748	**T3096STEB**	3319	**T3096STE**	3614	**T3096STEM**	4051
	108″	2743	6	125	56.7	14.0	**T30108STB**	4284	**T30108STEB**	4667	**T30108STE**	5042	**T30108STEM**	5502
	120″	3048	6	137	62.1	14.0	**T30120STB**	4382	**T30120STEB**	4768	**T30120STE**	5140	**T30120STEM**	5595
	132″	3353	8	149	67.6	16.8	**T30132STB**	4510	**T30132STEB**	4937	**T30132STE**	5353	**T30132STEM**	5959
	144″	3658	8	161	73.0	16.8	**T30144STB**	4737	**T30144STEB**	5177	**T30144STE**	5605	**T30144STEM**	6055
36″ width *(914mm)*	48″	1219	4	73	33.1	7.0	**T3648STB**	2080	**T3648STEB**	2305	**T3648STE**	2426	**T3648STEM**	3342
	60″	1524	4	87	39.5	8.8	**T3660STB**	2280	**T3660STEB**	2510	**T3660STE**	2658	**T3660STEM**	3587
	72″	1829	4	101	45.8	10.5	**T3672STB**	2482	**T3672STEB**	2723	**T3672STE**	2894	**T3672STEM**	3831
	84″	2134	4	115	52.2	12.2	**T3684STB**	3370	**T3684STEB**	3637	**T3684STE**	3846	**T3684STEM**	4640
	96″	2438	6	129	58.5	13.9	**T3696STB**	3616	**T3696STEB**	3899	**T3696STE**	4124	**T3696STEM**	4918
	108″	2743	6	143	64.9	17.3	**T36108STB**	4930	**T36108STEB**	5459	**T36108STE**	5833	**T36108STEM**	6314
	120″	3048	6	157	71.2	17.3	**T36120STB**	5166	**T36120STEB**	5617	**T36120STE**	5932	**T36120STEM**	6408
	132″	3353	8	171	77.6	20.7	**T36132STB**	5338	**T36132STEB**	5932	**T36132STE**	6174	**T36132STEM**	6830
	144″	3658	8	185	83.9	20.7	**T36144STB**	5429	**T36144STEB**	6104	**T36144STE**	6468	**T36144STEM**	6930
48″ width *(1219mm)*	48″	1219	4	87	39.5	9.3	–		–		**T4848STE**	4706	**T4848STEM**	5795
	60″	1524	4	101	45.8	14.0	–		–		**T4860STE**	5001	**T4860STEM**	6270
	72″	1829	6	115	52.2	14.0	–		–		**T4872STE**	5446	**T4872STEM**	6705
	84″	2134	6	120	54.4	18.7	–		–		**T4884STE**	7318	**T4884STEM**	8571
	96″	2438	8	143	64.9	18.7	–		–		**T4896STE**	7874	**T4896STEM**	9132
	108″	2743	8	157	71.2	23.3	–		–		**T48108STE**	11432	**T48108STEM**	12673
	120″	3048	8	171	77.6	23.3	–		–		**T48120STE**	11509	**T48120STEM**	12766
	132″	3353	10	185	83.9	27.9	–		–		**T48132STE**	12380	**T48132STEM**	13622
	144″	3658	10	199	90.3	27.9	–		–		**T48144STE**	12447	**T48144STEM**	13715

* SPEC-MASTER® and SPEC-MASTER® Marine tables feature all stainless steel construction. Increase stated weight by 10%.

▼ SPEC-MASTER® Marine tables feature a marine counter edge to prevent spillage.

Worktables with Stainless Steel Top, Upturn & Galvanized Legs/Undershelf (NSF)

see spec sheets **EG10.02A** **EG10.02B** **EG10.02C**



patented uni-lok system
(Patent #5,165,349)

NOW STANDARD!

FEATURES:

- 1½″ *(38mm)* upturn at the rear of the table.
- 1⅝″ *(41mm)*-diameter legs and adjustable undershelf are heavy gauge galvanized steel.
- Heavy gauge polished stainless steel top.
- 35⅛″ - 36⅛″ *(892 - 918mm)* adjustable working height.

Note: All shipping weights and cubic feet are approximate.

NSF sprayed-on sound deadening available. To order, add **$926 to list price** and **suffix "-SD"**. **Example: UT2424B-SD.**

Optional fixed undershelf available in place of standard adjustable undershelf. To order, **add 10% to list price**, and **"-F"** to end of suffix. **Example: UT2424EB-F.**

For FLEX-MASTER® overshelf kits, see page 209.

For drawer kits, see page 215.



See page 198 for optional casters available.

(•) MTS *(made to stock)* / ( ) MTO *(made to order)*

	length		# of	weight		cu	BUDGET 16 gauge type 430 top		DELUXE 16 gauge 300 series top		*SPEC-MASTER® 14 gauge 300 series top	
	in.	mm	legs	lbs.	kg	ft	model #	list	model #	list	model #	list
24″ width *(610mm)*	24″	610	4	40	18.1	3.5	**UT2424B**	1061	**UT2424EB**	1167	**UT2424E**	1213
	30″	762	4	45	20.4	3.8	**UT2430B** •	1145	**UT2430EB**	1253	**UT2430E**	1330
	36″	914	4	50	22.7	4.4	**UT2436B** •	1224	**UT2436EB**	1338	**UT2436E**	1419
	48″	1219	4	60	27.2	5.7	**UT2448B** •	1244	**UT2448EB**	1363	**UT2448E**	1444
	60″	1524	4	70	31.8	7.1	**UT2460B** •	1315	**UT2460EB**	1467	**UT2460E**	1563
	72″	1829	4	80	36.3	8.5	**UT2472B** •	1398	**UT2472EB**	1575	**UT2472E**	1683
	84″	2134	4	90	40.8	11.2	**UT2484B**	1742	**UT2484EB**	2210	**UT2484E**	2254
	96″	2438	6	100	45.4	11.2	**UT2496B**	1970	**UT2496EB**	2352	**UT2496E**	2402
	108″	2743	6	110	49.9	14.0	**UT24108B**	3115	**UT24108EB**	3233	**UT24108E**	3396
	120″	3048	6	120	54.4	14.0	**UT24120B**	3178	**UT24120EB**	3426	**UT24120E**	3594
	132″	3353	8	130	59.0	16.8	**UT24132B**	3210	**UT24132EB**	3491	**UT24132E**	3785
	144″	3658	8	140	63.5	16.8	**UT24144B**	3229	**UT24144EB**	3691	**UT24144E**	3898
30″ width *(762mm)*	30″	762	4	50	22.7	3.8	**UT3030B** •	1174	**UT3030EB**	1298	**UT3030E**	1368
	36″	914	4	55	24.9	4.4	**UT3036B** •	1253	**UT3036EB**	1385	**UT3036E**	1454
	48″	1219	4	65	29.5	5.7	**UT3048B** •	1271	**UT3048EB**	1418	**UT3048E**	1506
	60″	1524	4	75	34.0	7.1	**UT3060B** •	1378	**UT3060EB**	1556	**UT3060E**	1654
	72″	1829	4	85	38.6	8.5	**UT3072B** •	1485	**UT3072EB**	1683	**UT3072E**	1798
	84″	2134	4	95	43.1	11.2	**UT3084B**	1826	**UT3084EB**	2233	**UT3084E**	2369
	96″	2438	6	105	47.6	11.2	**UT3096B** •	2092	**UT3096EB**	2425	**UT3096E**	2573
	108″	2743	6	115	52.2	14.0	**UT30108B**	3156	**UT30108EB**	3524	**UT30108E**	3705
	120″	3048	6	125	56.7	14.0	**UT30120B**	3247	**UT30120EB**	3627	**UT30120E**	3802
	132″	3353	8	135	61.2	16.8	**UT30132B**	3411	**UT30132EB**	3726	**UT30132E**	3918
	144″	3658	8	145	65.8	16.8	**UT30144B**	3508	**UT30144EB**	3816	**UT30144E**	4010
36″ width *(914mm)*	48″	1219	4	75	34.0	7.0	**UT3648B**	1556	**UT3648EB**	1704	**UT3648E**	1751
	60″	1524	4	85	38.6	8.8	**UT3660B**	1735	**UT3660EB**	1888	**UT3660E**	1948
	72″	1829	4	95	43.1	10.5	**UT3672B**	1886	**UT3672EB**	2044	**UT3672E**	2103
	84″	2134	4	105	47.6	12.2	**UT3684B**	2543	**UT3684EB**	2723	**UT3684E**	2802
	96″	2438	6	115	52.2	13.9	**UT3696B**	2696	**UT3696EB**	2881	**UT3696E**	2961
	108″	2743	6	125	56.7	17.3	**UT36108B**	3777	**UT36108EB**	4058	**UT36108E**	4187
	120″	3048	6	135	61.2	17.3	**UT36120B**	3873	**UT36120EB**	4308	**UT36120E**	4404
	132″	3353	8	145	65.8	20.7	**UT36132B**	3955	**UT36132EB**	4439	**UT36132E**	4592
	144″	3658	8	155	70.3	20.7	**UT36144B**	4170	**UT36144EB**	4535	**UT36144E**	4686

* On SPEC-MASTER® tables, increase stated weight by 10%.

100 Industrial Boulevard, Clayton, DE 19938-8903 U.S.A.
Phone: 302-653-3000. Fax: 302-653-2065
http://www.eaglemhc.com

EAGLE MHC Division
Material Handling, Healthcare & Cleanroom Equipment

* For Tables in Critical Environments, please see pages 125-146 in Cleanroom section of catalog.

Worktables with Stainless Steel Top (NSF) Upturn & Stainless Steel Legs/Undershelf

see spec sheets **EG10.48A** **EG10.48B** **EG10.48C**



FEATURES:

- 1½″ *(38mm)* upturn at the rear of the table.
- 1⅝″ *(41mm)*-diameter legs and adjustable undershelf are heavy gauge stainless steel.
- Heavy gauge polished stainless steel top.
- 35⅛″ - 36⅛″ *(892 - 918mm)* adjustable working height.

patented uni-lok system

(Patent #5,165,349)



See page 198 for optional casters available.

Note: All shipping weights and cubic feet are approximate.

NSF sprayed-on sound deadening available. To order, add **$926 to list price** and suffix **"-SD"**. **Example: UT2424SB-SD.**

For FLEX-MASTER® overshelf kits, see page 209.

For drawer kits, see page 215.

	length		# of	weight		cu	BUDGET 16 gauge type 430 top		DELUXE 16 gauge 300 series top		*SPEC-MASTER® 14 gauge 300 series top	
	in.	mm	legs	lbs.	kg	ft	model #	list	model #	list	model #	list
24″ width (610mm)	24″	610	4	40	18.1	3.5	UT2424SB	1446	UT2424SEB	1532	UT2424SE	1646
	30″	762	4	45	20.4	3.8	UT2430SB	1562	UT2430SEB	1675	UT2430SE	1813
	36″	914	4	50	22.7	4.4	UT2436SB	1644	UT2436SEB	1767	UT2436SE	1900
	48″	1219	4	60	27.2	5.7	UT2448SB	1689	UT2448SEB	1824	UT2448SE	1978
	60″	1524	4	70	31.8	7.1	UT2460SB	1808	UT2460SEB	1967	UT2460SE	2147
	72″	1829	4	80	36.3	8.5	UT2472SB	1930	UT2472SEB	2111	UT2472SE	2311
	84″	2134	4	90	40.8	11.2	UT2484SB	2357	UT2484SEB	2865	UT2484SE	3109
	96″	2438	6	100	45.4	11.2	UT2496SB	2525	UT2496SEB	3049	UT2496SE	3319
	108″	2743	6	110	49.9	14.0	UT24108SB	4014	UT24108SEB	4339	UT24108SE	4691
	120″	3048	6	120	54.4	14.0	UT24120SB	4106	UT24120SEB	4437	UT24120SE	4789
	132″	3353	8	130	59.0	16.8	UT24132SB	4192	UT24132SEB	4690	UT24132SE	4939
	144″	3658	8	140	63.5	16.8	UT24144SB	4411	UT24144SEB	4786	UT24144SE	5187
30″ width (762mm)	30″	762	4	50	22.7	3.8	UT3030SB	1640	UT3030SEB	1770	UT3030SE	1912
	36″	914	4	55	24.9	4.4	UT3036SB	1723	UT3036SEB	1861	UT3036SE	1995
	48″	1219	4	65	29.5	5.7	UT3048SB	1786	UT3048SEB	1948	UT3048SE	2109
	60″	1524	4	75	34.0	7.1	UT3060SB	1942	UT3060SEB	2129	UT3060SE	2316
	72″	1829	4	85	38.6	8.5	UT3072SB	2101	UT3072SEB	2311	UT3072SE	2522
	84″	2134	4	95	43.1	11.2	UT3084SB	2447	UT3084SEB	2983	UT3084SE	3239
	96″	2438	6	105	47.6	11.2	UT3096SB	2717	UT3096SEB	3292	UT3096SE	3575
	108″	2743	6	115	52.2	14.0	UT30108SB	4256	UT30108SEB	4637	UT30108SE	5017
	120″	3048	6	125	56.7	14.0	UT30120SB	4351	UT30120SEB	4731	UT30120SE	5113
	132″	3353	8	135	61.2	16.8	UT30132SB	4482	UT30132SEB	4900	UT30132SE	5475
	144″	3658	8	145	65.8	16.8	UT30144SB	4571	UT30144SEB	5142	UT30144SE	5575
36″ width (914mm)	48″	1219	4	75	34.0	7.0	UT3648SB	2042	UT3648SEB	2266	UT3648SE	2391
	60″	1524	4	85	38.6	8.8	UT3660SB	2244	UT3660SEB	2485	UT3660SE	2624
	72″	1829	4	95	43.1	10.5	UT3672SB	2451	UT3672SEB	2696	UT3672SE	2855
	84″	2134	4	105	47.6	12.2	UT3684SB	3332	UT3684SEB	3614	UT3684SE	3819
	96″	2438	6	115	52.2	13.9	UT3696SB	3585	UT3696SEB	3862	UT3696SE	4103
	108″	2743	6	125	56.7	17.3	UT36108SB	5038	UT36108SEB	5325	UT36108SE	5803
	120″	3048	6	135	61.2	17.3	UT36120SB	5138	UT36120SEB	5582	UT36120SE	5904
	132″	3353	8	145	65.8	20.7	UT36132SB	5460	UT36132SEB	5808	UT36132SE	6147
	144″	3658	8	155	70.3	20.7	UT36144SB	5565	UT36144SEB	6076	UT36144SE	6430

* On SPEC-MASTER® tables, increase stated weight by 10%. All stainless steel construction.

Worktables with Stainless Steel Top, Upturn & Galvanized Tubular Base (NSF)

see spec sheets **EG10.03A** **EG10.03B** **EG10.03C**

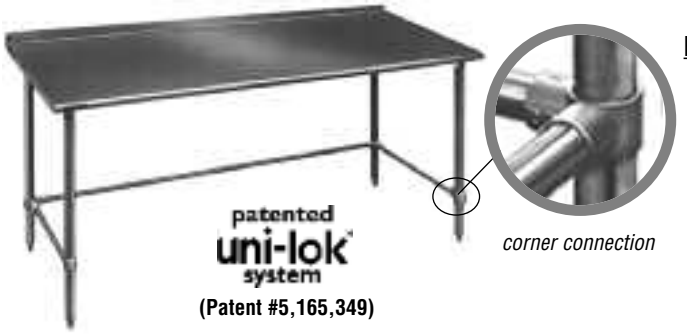

corner connection

(Patent #5,165,349)

FEATURES:

- 1½″ *(38mm)* upturn at the rear of the table.
- Tubular base.
- 1⅝″ *(41mm)*-diameter legs and 1¼″ *(32mm)*-diameter crossbracing are heavy gauge galvanized steel.
- Heavy gauge polished stainless steel top.
- 35⅛″ - 36⅛″ *(892 - 918mm)* adjustable working height.



See page 198 for optional casters available.

Note: All shipping weights and cubic feet are approximate.

NSF sprayed-on sound deadening available. To order, add **$926 to list price** and suffix **"-SD"**. **Example: UT2424GTB-SD.**

For FLEX-MASTER® overshelf kits, see page 209.

For drawer kits, see page 215.

C-frame standard. To order table with H-frame, add **$190 to list price** and suffix "**-H**". **Example: UT3036GTE-H**.

	length		# of	weight		cu	BUDGET 16 gauge type 430 top		DELUXE 16 gauge 300 series top		*SPEC-MASTER® 14 gauge 300 series top	
	in.	mm	legs	lbs.	kg	ft	model #	list	model #	list	model #	list
24″ width (610mm)	24″	610	4	40	18.1	3.5	**UT2424GTB**	1219	**UT2424GTEB**	1329	**UT2424GTE**	1496
	30″	762	4	45	20.4	3.8	**UT2430GTB**	1303	**UT2430GTEB**	1418	**UT2430GTE**	1563
	36″	914	4	50	22.7	4.4	**UT2436GTB**	1385	**UT2436GTEB**	1502	**UT2436GTE**	1589
	48	1219	4	60	27.2	5.7	**UT2448GTB**	1404	**UT2448GTEB**	1524	**UT2448GTE**	1666
	60″	1524	4	70	31.8	7.1	**UT2460GTB**	1470	**UT2460GTEB**	1630	**UT2460GTE**	1722
	72″	1829	4	80	36.3	8.5	**UT2472GTB**	1557	**UT2472GTEB**	1744	**UT2472GTE**	1844
	84″	2134	4	90	40.8	11.2	**UT2484GTB**	1901	**UT2484GTEB**	2369	**UT2484GTE**	2417
	96″	2438	6	100	45.4	11.2	**UT2496GTB**	2128	**UT2496GTEB**	2515	**UT2496GTE**	2565
	108″	2743	6	110	49.9	14.0	**UT24108GTB**	3178	**UT24108GTEB**	3395	**UT24108GTE**	3551
	120″	3048	6	120	54.4	14.0	**UT24120GTB**	3373	**UT24120GTEB**	3589	**UT24120GTE**	3749
	132″	3353	8	130	59.0	16.8	**UT24132GTB**	3378	**UT24132GTEB**	3646	**UT24132GTE**	3832
	144″	3658	8	140	63.5	16.8	**UT24144GTB**	3392	**UT24144GTEB**	3737	**UT24144GTE**	3926
30″ width (762mm)	30″	762	4	50	22.7	3.8	**UT3030GTB**	1329	**UT3030GTEB**	1462	**UT3030GTE**	1532
	36″	914	4	53	24.0	4.4	**UT3036GTB**	1412	**UT3036GTEB**	1547	**UT3036GTE**	1619
	48″	1219	4	57	25.9	5.7	**UT3048GTB**	1431	**UT3048GTEB**	1577	**UT3048GTE**	1673
	60″	1524	4	67	30.4	7.1	**UT3060GTB**	1534	**UT3060GTEB**	1714	**UT3060GTE**	1814
	72″	1829	4	77	34.9	8.5	**UT3072GTB**	1640	**UT3072GTEB**	1844	**UT3072GTE**	1957
	84″	2134	4	87	39.5	11.2	**UT3084GTB**	1985	**UT3084GTEB**	2394	**UT3084GTE**	2533
	96″	2438	6	97	44.0	11.2	**UT3096GTB**	2251	**UT3096GTEB**	2585	**UT3096GTE**	2734
	108″	2743	6	107	48.5	14.0	**UT30108GTB**	3228	**UT30108GTEB**	3691	**UT30108GTE**	3862
	120″	3048	6	117	53.1	14.0	**UT30120GTB**	3401	**UT30120GTEB**	3787	**UT30120GTE**	3965
	132″	3353	8	127	57.6	16.8	**UT30132GTB**	3472	**UT30132GTEB**	3885	**UT30132GTE**	4197
	144″	3658	8	137	62.1	16.8	**UT30144GTB**	3563	**UT30144GTEB**	3977	**UT30144GTE**	4303
36″ width (914mm)	48″	1219	4	61	27.7	7.0	**UT3648GTB**	1713	**UT3648GTEB**	1866	**UT3648GTE**	1912
	60″	1524	4	73	33.1	8.8	**UT3660GTB**	1895	**UT3660GTEB**	2055	**UT3660GTE**	2105
	72″	1829	4	85	38.6	10.5	**UT3672GTB**	2042	**UT3672GTEB**	2210	**UT3672GTE**	2266
	84″	2134	4	97	44.0	12.2	**UT3684GTB**	2706	**UT3684GTEB**	2894	**UT3684GTE**	2962
	96″	2438	6	109	49.4	13.9	**UT3696GTB**	2854	**UT3696GTEB**	3042	**UT3696GTE**	3124
	108″	2743	6	121	54.9	17.3	**UT36108GTB**	3934	**UT36108GTEB**	4249	**UT36108GTE**	4344
	120″	3048	6	133	60.3	17.3	**UT36120GTB**	4028	**UT36120GTEB**	4470	**UT36120GTE**	4568
	132″	3353	8	145	65.8	20.7	**UT36132GTB**	4108	**UT36132GTEB**	4600	**UT36132GTE**	4747
	144″	3658	8	157	71.2	20.7	**UT36144GTB**	4201	**UT36144GTEB**	4698	**UT36144GTE**	4842

* On SPEC-MASTER® tables, increase stated weight by 10%.

100 Industrial Boulevard, Clayton, DE 19938-8903 U.S.A.
Phone: 302-653-3000. Fax: 302-653-2065
http://www.eaglemhc.com

EAGLE MHC Division
Material Handling, Healthcare & Cleanroom Equipment

* For Tables in Critical Environments, please see pages 125-146 in Cleanroom section of catalog.

Worktables with Stainless Steel Top, NSF Upturn & Stainless Steel Tubular Base

see spec sheets **EG10.49A** **EG10.49B** **EG10.49C**

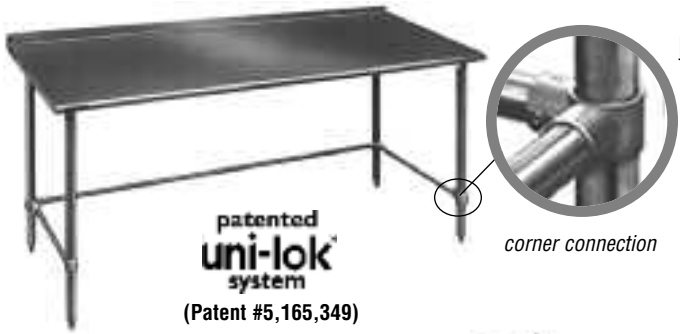

corner connection

(Patent #5,165,349)

FEATURES:

- 1½″ *(38mm)* upturn at the rear of the table.
- Tubular base.
- 1⅝″ *(41mm)*-diameter legs and 1¼″ *(32mm)*-diameter crossbracing are heavy gauge stainless steel.
- Heavy gauge polished stainless steel top.
- 35⅛″ - 36⅛″ *(892 - 918mm)* adjustable working height.

Note: All shipping weights and cubic feet are approximate.

NSF sprayed-on sound deadening available. To order, add **$926 to list price** and suffix **"-SD"**. **Example: UT2424STB-SD.**

For FLEX-MASTER® overshelf kits, see page 209.

For drawer kits, see page 215.

C-frame standard. To order table with H-frame, add **$190 to list price** and suffix "**-H**". **Example: UT2448STB-H**.



See page 198 for optional casters available.

	length		# of	weight		cu	BUDGET 16 gauge type 430 top		DELUXE 16 gauge 300 series top		*SPEC-MASTER® 14 gauge 300 series top	
	in.	mm	legs	lbs.	kg	ft	model #	list	model #	list	model #	list
24″ width (610mm)	24″	610	4	40	18.1	3.5	UT2424STB	1629	UT2424STEB	1692	UT2424STE	1805
	30″	762	4	45	20.4	3.8	UT2430STB	1719	UT2430STEB	1841	UT2430STE	1978
	36″	914	4	50	22.7	4.4	UT2436STB	1805	UT2436STEB	1926	UT2436STE	2062
	48″	1219	4	60	27.2	5.7	UT2448STB	1843	UT2448STEB	1986	UT2448STE	2142
	60″	1524	4	70	31.8	7.1	UT2460STB	1967	UT2460STEB	2129	UT2460STE	2306
	72″	1829	4	80	36.3	8.5	UT2472STB	2091	UT2472STEB	2278	UT2472STE	2474
	84″	2134	4	90	40.8	11.2	UT2484STB	2516	UT2484STEB	3026	UT2484STE	3266
	96″	2438	6	100	45.4	11.2	UT2496STB	2678	UT2496STEB	3218	UT2496STE	3488
	108″	2743	6	110	49.9	14.0	UT24108STB	4053	UT24108STEB	4377	UT24108STE	4857
	120″	3048	6	120	54.4	14.0	UT24120STB	4263	UT24120STEB	4600	UT24120STE	4958
	132″	3353	8	130	59.0	16.8	UT24132STB	4349	UT24132STEB	4714	UT24132STE	5098
	144″	3658	8	140	63.5	16.8	UT24144STB	4353	UT24144STEB	4813	UT24144STE	5348
30″ width (762mm)	30″	762	4	50	22.7	3.8	UT3030STB	1802	UT3030STEB	1939	UT3030STE	2070
	36″	914	4	53	24.0	4.4	UT3036STB	1885	UT3036STEB	2024	UT3036STE	2158
	48″	1219	4	57	25.9	5.7	UT3048STB	1948	UT3048STEB	2105	UT3048STE	2277
	60″	1524	4	67	30.4	7.1	UT3060STB	2102	UT3060STEB	2292	UT3060STE	2485
	72″	1829	4	77	34.9	8.5	UT3072STB	2252	UT3072STEB	2474	UT3072STE	2686
	84″	2134	4	87	39.5	11.2	UT3084STB	2603	UT3084STEB	3148	UT3084STE	3401
	96″	2438	6	97	44.0	11.2	UT3096STB	2875	UT3096STEB	3449	UT3096STE	3733
	108″	2743	6	107	48.5	14.0	UT30108STB	4291	UT30108STEB	4798	UT30108STE	5175
	120″	3048	6	117	53.1	14.0	UT30120STB	4508	UT30120STEB	4896	UT30120STE	5267
	132″	3353	8	127	57.6	16.8	UT30132STB	4631	UT30132STEB	5061	UT30132STE	5637
	144″	3658	8	137	62.1	16.8	UT30144STB	4729	UT30144STEB	5306	UT30144STE	5735
36″ width (914mm)	48″	1219	4	61	27.7	7.0	UT3648STB	2197	UT3648STEB	2428	UT3648STE	2560
	60″	1524	4	73	33.1	8.8	UT3660STB	2405	UT3660STEB	2642	UT3660STE	2786
	72″	1829	4	85	38.6	10.5	UT3672STB	2610	UT3672STEB	2855	UT3672STE	3017
	84″	2134	4	97	44.0	12.2	UT3684STB	3491	UT3684STEB	3775	UT3684STE	3977
	96″	2438	6	109	49.4	13.9	UT3696STB	3737	UT3696STEB	4027	UT3696STE	4257
	108″	2743	6	121	54.9	17.3	UT36108STB	5049	UT36108STEB	5484	UT36108STE	5966
	120″	3048	6	133	60.3	17.3	UT36120STB	5291	UT36120STEB	5742	UT36120STE	6065
	132″	3353	8	145	65.8	20.7	UT36132STB	5456	UT36132STEB	5961	UT36132STE	6278
	144″	3658	8	157	71.2	20.7	UT36144STB	5552	UT36144STEB	6238	UT36144STE	6406

* On SPEC-MASTER® tables, increase stated weight by 10%.
SPEC-MASTER® tables feature all stainless steel construction.

Worktables with Stainless Steel Top, NSF Backsplash & Galvanized Legs/Undershelf

see spec sheets **EG10.44A** **EG10.44B** **EG10.44C** **EG10.44D**



adjustable undershelf welded gusset

NOW STANDARD!

patented uni-lok system **(Patent #5,165,349)**

FEATURES:

- 4½″ *(114mm)* backsplash at the rear of the table.
- 1⅝″ *(41mm)*-diameter legs and adjustable undershelf are heavy gauge galvanized steel.
- Heavy gauge polished stainless steel top.
- SPEC-MASTER® Marine series worktables feature a marine counter edge on front and both ends.
- 35⅛″ - 36⅛″ *(892 - 918mm)* adjustable working height.

Note: All shipping weights and cubic feet are approximate.

NSF sprayed-on sound deadening available. To order, add **$926 to list price** and suffix **"-SD"**. **Example: T2424B-BS-SD.**

Optional fixed undershelf available in place of standard adjustable undershelf. To order, **add 10% to list price**, and **"-F"** to end of suffix. **Example: T3048EM-BS-F.**

For optional power strips *(only for tables with backsplash)*, see page 198.

For FLEX-MASTER® overshelf kits, see page 209.

For drawer kits, see page 215.



See page 198 for optional casters available.

(•) MTS *(made to stock)* / ( ) MTO *(made to order)*

	length		# of	weight		cu	BUDGET 16 ga. type 430 top		DELUXE 16 ga. 300 series top		*SPEC-MASTER® 14 ga. 300 series top		* ▼ Marine 14 ga. 300 series top	
	in.	mm	legs	lbs.	kg	ft	model #	list	model #	list	model #	list	model #	list
24″ width (610mm)	24″	610	4	43	19.5	3.5	T2424B-BS	1288	T2424EB-BS	1406	T2424E-BS	1443	T2424EM-BS	2424
	30″	762	4	48	21.8	3.8	T2430B-BS	1378	T2430EB-BS	1522	T2430E-BS	1567	T2430EM-BS	2627
	36″	914	4	53	24.0	4.4	T2436B-BS	1461	T2436EB-BS	1608	T2436E-BS	1653	T2436EM-BS	2639
	48″	1219	4	63	28.6	5.7	T2448B-BS•	1469	T2448EB-BS	1643	T2448E-BS	1691	T2448EM-BS	2758
	60″	1524	4	73	33.1	7.1	T2460B-BS•	1568	T2460EB-BS	1763	T2460E-BS	1814	T2460EM-BS	2809
	72″	1829	4	85	38.6	8.5	T2472B-BS•	1657	T2472EB-BS	1881	T2472E-BS	1948	T2472EM-BS	2942
	84″	2134	4	97	44.0	11.2	T2484B-BS	2033	T2484EB-BS	2394	T2484E-BS	2476	T2484EM-BS	3463
	96″	2438	6	114	51.7	11.2	T2496B-BS	2268	T2496EB-BS	2583	T2496E-BS	2642	T2496EM-BS	3632
	108″	2743	6	142	64.4	14.0	T24108B-BS	3418	T24108EB-BS	3659	T24108E-BS	3782	T24108EM-BS	4604
	120″	3048	6	154	69.9	14.0	T24120B-BS	3508	T24120EB-BS	3742	T24120E-BS	3862	T24120EM-BS	4840
	132″	3353	8	166	75.3	16.8	T24132B-BS	3594	T24132EB-BS	3747	T24132E-BS	3957	T24132EM-BS	5002
	144″	3658	8	178	80.7	16.8	T24144B-BS	3787	T24144EB-BS	4039	T24144E-BS	4171	T24144EM-BS	5098
30″ width (762mm)	30″	762	4	50	22.7	3.8	T3030B-BS•	1404	T3030EB-BS	1567	T3030E-BS	1611	T3030EM-BS	2578
	36″	914	4	53	24.0	4.4	T3036B-BS•	1489	T3036EB-BS	1653	T3036E-BS	1696	T3036EM-BS	2594
	48″	1219	4	70	31.8	5.7	T3048B-BS•	1514	T3048EB-BS	1704	T3048E-BS	1762	T3048EM-BS	2832
	60″	1524	4	81	36.7	7.1	T3060B-BS•	1626	T3060EB-BS	1844	T3060E-BS	1908	T3060EM-BS	2997
	72″	1829	4	94	42.6	8.5	T3072B-BS•	1734	T3072EB-BS	1990	T3072E-BS	2062	T3072EM-BS	3066
	84″	2134	4	108	49.0	11.2	T3084B-BS	2127	T3084EB-BS	2504	T3084E-BS	2594	T3084EM-BS	3699
	96″	2438	6	130	59.0	11.2	T3096B-BS•	2405	T3096EB-BS	2716	T3096E-BS	2813	T3096EM-BS	3930
	108″	2743	6	150	68.0	14.0	T30108B-BS	3600	T30108EB-BS	3846	T30108E-BS	3977	T30108EM-BS	4925
	120″	3048	6	170	77.1	14.0	T30120B-BS	3698	T30120EB-BS	3947	T30120E-BS	4074	T30120EM-BS	5017
	132″	3353	8	188	85.3	16.8	T30132B-BS	3916	T30132EB-BS	4174	T30132E-BS	4326	T30132EM-BS	5283
	144″	3658	8	207	93.9	16.8	T30144B-BS	4008	T30144EB-BS	4273	T30144E-BS	4425	T30144EM-BS	5370
36″ width (914mm)	48″	1219	4	77	34.9	7.0	T3648B-BS	1969	T3648EB-BS	2052	T3648E-BS	2111	T3648EM-BS	3202
	60″	1524	4	90	40.8	8.8	T3660B-BS	2130	T3660EB-BS	2347	T3660E-BS	2426	T3660EM-BS	3403
	72″	1829	4	106	48.1	10.5	T3672B-BS	2262	T3672EB-BS	2509	T3672E-BS	2598	T3672EM-BS	3592
	84″	2134	4	123	55.8	12.2	T3684B-BS	2672	T3684EB-BS	2937	T3684E-BS	3042	T3684EM-BS	4223
	96″	2438	6	132	59.9	13.9	T3696B-BS	3004	T3696EB-BS	3303	T3696E-BS	3420	T3696EM-BS	4395
	108″	2743	6	169	76.7	17.3	T36108B-BS	4249	T36108EB-BS	4512	T36108E-BS	4665	T36108EM-BS	5605
	120″	3048	6	192	87.1	17.3	T36120B-BS	4342	T36120EB-BS	4608	T36120E-BS	4762	T36120EM-BS	5697
	132″	3353	8	216	98.0	20.7	T36132B-BS	4461	T36132EB-BS	4744	T36132E-BS	5055	T36132EM-BS	6014
	144″	3658	8	239	108.4	20.7	T36144B-BS	4553	T36144EB-BS	4981	T36144E-BS	5158	T36144EM-BS	6108

* On SPEC-MASTER® and SPEC-MASTER® Marine tables, increase stated weight by 10%.

▼ SPEC-MASTER® Marine tables feature a marine counter edge to prevent spillage.

100 Industrial Boulevard, Clayton, DE 19938-8903 U.S.A.
Phone: 302-653-3000. Fax: 302-653-2065
http://www.eaglemhc.com

* For Tables in Critical Environments, please see pages 125-146 in Cleanroom section of catalog.

Worktables with Stainless Steel Top, NSF Backsplash & Stainless Steel Legs/Undershelf

see spec sheets **EG10.45A** **EG10.45B** **EG10.45C** **EG10.45D**



FEATURES:

- 4½″ *(114mm)* backsplash at the rear of the table.
- 1⅝″ *(41mm)*-diameter legs and adjustable undershelf are heavy gauge stainless steel.
- Heavy gauge polished stainless steel top.
- SPEC-MASTER® Marine series worktables feature a marine counter edge on front and both ends.
- 35⅛″ - 36⅛″ *(892 - 918mm)* adjustable working height.

patented uni-lok system

(Patent #5,165,349)

Note: All shipping weights and cubic feet are approximate.

NSF sprayed-on sound deadening available. To order, add **$926 to list price** and suffix **"-SD"**. **Example: T2424SB-BS-SD.**

For FLEX-MASTER® overshelf kits, see page 209.

For drawer kits, see page 215.

(•) MTS *(made to stock)* / ( ) MTO *(made to order)*

For optional power strips *(only for tables with backsplash)*, see page 198.



See page 198 for optional casters available.

	length		# of	weight		cu	BUDGET 16 ga. type 430 top		DELUXE 16 ga. 300 series top		*SPEC-MASTER® 14 ga. 300 series top		* ▼ Marine 14 ga. 300 series top	
	in.	mm	legs	lbs.	kg	ft	model #	list	model #	list	model #	list	model #	list
24″ width (610mm)	24″	610	4	43	19.5	3.5	T2424SB-BS	1770	T2424SEB-BS	1847	T2424SE-BS	1951	T2424SEM-BS	2854
	30″	762	4	48	21.8	3.8	T2430SB-BS	1908	T2430SEB-BS	1987	T2430SE-BS	2122	T2430SEM-BS	3017
	36″	914	4	53	24.0	4.4	T2436SB-BS	1990	T2436SEB-BS •	2080	T2436SE-BS	2254	T2436SEM-BS	3109
	48″	1219	4	63	28.6	5.7	T2448SB-BS	2033	T2448SEB-BS •	2152	T2448SE-BS •	2305	T2448SEM-BS	3188
	60″	1524	4	73	33.1	7.1	T2460SB-BS	2155	T2460SEB-BS	2311	T2460SE-BS •	2476	T2460SEM-BS	3349
	72″	1829	4	85	38.6	8.5	T2472SB-BS	2283	T2472SEB-BS	2474	T2472SE-BS •	2657	T2472SEM-BS	3515
	84″	2134	4	97	44.0	11.2	T2484SB-BS	2706	T2484SEB-BS	3173	T2484SE-BS	3401	T2484SEM-BS	4197
	96″	2438	6	114	51.7	11.2	T2496SB-BS	2868	T2496SEB-BS	3378	T2496SE-BS	3628	T2496SEM-BS	4406
	108″	2743	6	142	64.4	14.0	T24108SB-BS	4074	T24108SEB-BS	4709	T24108SE-BS	5055	T24108SEM-BS	5535
	120″	3048	6	154	69.9	14.0	T24120SB-BS	4453	T24120SEB-BS	4802	T24120SE-BS	5142	T24120SEM-BS	5625
	132″	3353	8	166	75.3	16.8	T24132SB-BS	4533	T24132SEB-BS	5084	T24132SE-BS	5304	T24132SEM-BS	6012
	144″	3658	8	178	80.7	16.8	T24144SB-BS	4762	T24144SEB-BS	5181	T24144SE-BS	5562	T24144SEM-BS	6108
30″ width (762mm)	30″	762	4	50	22.7	3.8	T3030SB-BS	1988	T3030SEB-BS	2086	T3030SE-BS	2228	T3030SEM-BS	3122
	36″	914	4	53	24.0	4.4	T3036SB-BS	2072	T3036SEB-BS •	2172	T3036SE-BS	2315	T3036SEM-BS	3209
	48″	1219	4	70	31.8	5.7	T3048SB-BS •	2142	T3048SEB-BS •	2268	T3048SE-BS •	2431	T3048SEM-BS	3318
	60″	1524	4	81	36.7	7.1	T3060SB-BS •	2291	T3060SEB-BS •	2470	T3060SE-BS •	2647	T3060SEM-BS	3522
	72″	1829	4	94	42.6	8.5	T3072SB-BS •	2435	T3072SEB-BS •	2661	T3072SE-BS •	2866	T3072SEM-BS	3725
	84″	2134	4	108	49.0	11.2	T3084SB-BS	2788	T3084SEB-BS	3292	T3084SE-BS	3532	T3084SEM-BS	4331
	96″	2438	6	130	59.0	11.2	T3096SB-BS	3067	T3096SEB-BS •	3614	T3096SE-BS	3888	T3096SEM-BS	4653
	108″	2743	6	150	68.0	14.0	T30108SB-BS	4601	T30108SEB-BS	4990	T30108SE-BS	5365	T30108SEM-BS	5932
	120″	3048	6	170	77.1	14.0	T30120SB-BS	4698	T30120SEB-BS	5090	T30120SE-BS	5463	T30120SEM-BS	6028
	132″	3353	8	188	85.3	16.8	T30132SB-BS	4959	T30132SEB-BS	5435	T30132SE-BS	5851	T30132SEM-BS	6389
	144″	3658	8	207	93.9	16.8	T30144SB-BS	5053	T30144SEB-BS	5532	T30144SE-BS	5944	T30144SEM-BS	6490
36″ width (914mm)	48″	1219	4	77	34.9	7.0	T3648SB-BS	2387	T3648SEB-BS	2666	T3648SE-BS	2865	T3648SEM-BS	3778
	60″	1524	4	90	40.8	8.8	T3660SB-BS	2595	T3660SEB-BS	3010	T3660SE-BS	3229	T3660SEM-BS	4016
	72″	1829	4	106	48.1	10.5	T3672SB-BS	2801	T3672SEB-BS	3228	T3672SE-BS	3460	T3672SEM-BS	4261
	84″	2134	4	123	55.8	12.2	T3684SB-BS	3680	T3684SEB-BS	3835	T3684SE-BS	4124	T3684SEM-BS	5071
	96″	2438	6	132	59.9	13.9	T3696SB-BS	3927	T3696SEB-BS	4106	T3696SE-BS	4418	T3696SEM-BS	5348
	108″	2743	6	169	76.7	17.3	T36108SB-BS	5388	T36108SEB-BS	5825	T36108SE-BS	6261	T36108SEM-BS	6731
	120″	3048	6	192	87.1	17.3	T36120SB-BS	5482	T36120SEB-BS	5917	T36120SE-BS	6361	T36120SEM-BS	6831
	132″	3353	8	216	98.0	20.7	T36132SB-BS	5811	T36132SEB-BS	6143	T36132SE-BS	6610	T36132SEM-BS	7263
	144″	3658	8	239	108.4	20.7	T36144SB-BS	5913	T36144SEB-BS	6240	T36144SE-BS	6906	T36144SEM-BS	7361

* SPEC-MASTER® and SPEC-MASTER® Marine tables feature all stainless steel construction. Increase stated weight by 10%.

▼ SPEC-MASTER® Marine tables feature a marine counter edge to prevent spillage.

Worktables with Stainless Steel Top, Backsplash & Galvanized Tubular Base NSF

see spec sheets **EG10.46A** **EG10.46B** **EG10.46C** **EG10.46D**



corner connection

(Patent #5,165,349)

FEATURES:

- 4½″ *(114mm)* backsplash at the rear of the table.
- Tubular base.
- 1⅝″ *(41mm)*-diameter legs and 1¼″ *(32mm)*-diameter crossbracing are heavy gauge galvanized steel.
- Heavy gauge polished stainless steel top.
- SPEC-MASTER® Marine series worktables feature a marine counter edge on front and both ends.
- 35⅛″ - 36⅛″ *(892 - 918mm)* adjustable working height.

Note: All shipping weights and cubic feet are approximate.

NSF sprayed-on sound deadening available. To order, add **$926 to list price** and suffix **"-SD"**. **Example: T2424GTB-BS-SD.**

C-frame standard. To order table with H-frame, add **$190 to list price** and suffix "**-H**". **Example: T2448GTB-BS-H**.

For optional power strips *(only for tables with backsplash)*, see page 198.

For FLEX-MASTER® overshelf kits, see page 209.

For drawer kits, see page 215.



See page 198 for optional casters available.

a length		# of	weight		cu	BUDGET 16 ga. type 430 top		DELUXE 16 ga. 300 series top		*SPEC-MASTER® 14 ga. 300 series top		* ▼ Marine 14 ga. 300 series top	
in.	mm	legs	lbs.	kg	ft	model #	list	model #	list	model #	list	model #	list
24″	610	4	41	18.6	3.5	T2424GTB-BS	1448	T2424GTEB-BS	1568	T2424GTE-BS	1606	T2424GTEM-BS	2658
30″	762	4	46	20.9	3.8	T2430GTB-BS	1533	T2430GTEB-BS	1689	T2430GTE-BS	1724	T2430GTEM-BS	2797
36″	914	4	51	23.1	4.4	T2436GTB-BS	1623	T2436GTEB-BS	1770	T2436GTE-BS	1813	T2436GTEM-BS	2878
48″	1219	4	61	27.7	5.7	T2448GTB-BS	1626	T2448GTEB-BS	1802	T2448GTE-BS	1854	T2448GTEM-BS	2920
60″	1524	4	71	32.2	7.1	T2460GTB-BS	1726	T2460GTEB-BS	1922	T2460GTE-BS	1980	T2460GTEM-BS	3049
72″	1829	4	81	36.7	8.5	T2472GTB-BS	1815	T2472GTEB-BS	2044	T2472GTE-BS	2105	T2472GTEM-BS	3192
84″	2134	4	91	41.3	11.2	T2484GTB-BS	2189	T2484GTEB-BS	2561	T2484GTE-BS	2640	T2484GTEM-BS	3730
96″	2438	6	101	45.8	11.2	T2496GTB-BS	2425	T2496GTEB-BS	2718	T2496GTE-BS	2805	T2496GTEM-BS	3910
108″	2743	6	111	50.3	14.0	T24108GTB-BS	3472	T24108GTEB-BS	3712	T24108GTE-BS	3834	T24108GTEM-BS	4913
120″	3048	6	121	54.9	14.0	T24120GTB-BS	3666	T24120GTEB-BS	3912	T24120GTE-BS	4027	T24120GTEM-BS	4998
132″	3353	8	131	59.4	16.8	T24132GTB-BS	3742	T24132GTEB-BS	3990	T24132GTE-BS	4113	T24132GTEM-BS	5317
144″	3658	8	141	64.0	16.8	T24144GTB-BS	3832	T24144GTEB-BS	4106	T24144GTE-BS	4210	T24144GTEM-BS	5410
30″	762	4	51	23.1	3.8	T3030GTB-BS	1562	T3030GTEB-BS	1724	T3030GTE-BS	1770	T3030GTEM-BS	2834
36″	914	4	56	25.4	4.4	T3036GTB-BS	1644	T3036GTEB-BS	1813	T3036GTE-BS	1861	T3036GTEM-BS	2920
48″	1219	4	66	29.9	5.7	T3048GTB-BS	1666	T3048GTEB-BS	1866	T3048GTE-BS	1918	T3048GTEM-BS	2994
60″	1524	4	76	34.5	7.1	T3060GTB-BS	1782	T3060GTEB-BS	2005	T3060GTE-BS	2067	T3060GTEM-BS	3156
72″	1829	4	86	39.0	8.5	T3072GTB-BS	1891	T3072GTEB-BS	2156	T3072GTE-BS	2227	T3072GTEM-BS	3319
84″	2134	4	96	43.6	11.2	T3084GTB-BS	2287	T3084GTEB-BS	2666	T3084GTE-BS	2757	T3084GTEM-BS	3861
96″	2438	6	106	48.1	11.2	T3096GTB-BS	2561	T3096GTEB-BS	2877	T3096GTE-BS	2970	T3096GTEM-BS	4103
108″	2743	6	116	52.6	14.0	T30108GTB-BS	3763	T30108GTEB-BS	3898	T30108GTE-BS	4138	T30108GTEM-BS	5230
120″	3048	6	126	57.2	14.0	T30120GTB-BS	3851	T30120GTEB-BS	4112	T30120GTE-BS	4234	T30120GTEM-BS	5324
132″	3353	8	136	61.7	16.8	T30132GTB-BS	4071	T30132GTEB-BS	4217	T30132GTE-BS	4357	T30132GTEM-BS	5595
144″	3658	8	146	66.2	16.8	T30144GTB-BS	4174	T30144GTEB-BS	4311	T30144GTE-BS	4454	T30144GTEM-BS	5697
48″	1219	4	71	32.1	7.0	T3648GTB-BS	2127	T3648GTEB-BS	2212	T3648GTE-BS	2278	T3648GTEM-BS	3454
60″	1524	4	81	36.7	8.8	T3660GTB-BS	2291	T3660GTEB-BS	2510	T3660GTE-BS	2587	T3660GTEM-BS	3662
72″	1829	4	91	41.3	10.5	T3672GTB-BS	2344	T3672GTEB-BS	2667	T3672GTE-BS	2758	T3672GTEM-BS	3858
84″	2134	4	101	45.8	12.2	T3684GTB-BS	2831	T3684GTEB-BS	3105	T3684GTE-BS	3209	T3684GTEM-BS	4509
96″	2438	6	111	50.3	13.9	T3696GTB-BS	3059	T3696GTEB-BS	3460	T3696GTE-BS	3585	T3696GTEM-BS	4689
108″	2743	6	121	54.9	17.3	T36108GTB-BS	4278	T36108GTEB-BS	4543	T36108GTE-BS	4826	T36108GTEM-BS	5930
120″	3048	6	131	59.4	17.3	T36120GTB-BS	4497	T36120GTEB-BS	4773	T36120GTE-BS	4926	T36120GTEM-BS	6024
132″	3353	8	141	64.0	20.7	T36132GTB-BS	4616	T36132GTEB-BS	4899	T36132GTE-BS	5070	T36132GTEM-BS	6348
144″	3658	8	151	68.5	20.7	T36144GTB-BS	4703	T36144GTEB-BS	4994	T36144GTE-BS	5163	T36144GTEM-BS	6446

24″ width *(610mm)*

30″ width *(762mm)*

36″ width *(914mm)*

* On SPEC-MASTER® and SPEC-MASTER® Marine tables, increase stated weight by 10%.

▼ SPEC-MASTER® Marine tables feature a marine counter edge to prevent spillage.

100 Industrial Boulevard, Clayton, DE 19938-8903 U.S.A.
Phone: 302-653-3000. Fax: 302-653-2065
http://www.eaglemhc.com

EAGLE MHC Division
Material Handling, Healthcare & Cleanroom Equipment

* For Tables in Critical Environments, please see pages 125-146 in Cleanroom section of catalog.

Worktables with Stainless Steel Top, NSF Backsplash & Stainless Steel Tubular Base

see spec sheets **EG10.47A** **EG10.47B** **EG10.47C** **EG10.47D**



(Patent #5,165,349)

corner connection

FEATURES:

- 4½″ *(114mm)* backsplash at the rear of the table.
- Tubular base.
- 1⅝″ *(41mm)*-diameter legs and 1¼″ *(32mm)*-diameter crossbracing are heavy gauge stainless steel.
- Heavy gauge polished stainless steel top.
- SPEC-MASTER® Marine series worktables feature a marine counter edge on front and both ends.
- 35⅛″ - 36⅛″ *(892 - 918mm)* adjustable working height.

Note: All shipping weights and cubic feet are approximate.

NSF sprayed-on sound deadening available. To order, add $**926 to list price** and suffix **"-SD"**. **Example: T2424STB-BS-SD.**

C-frame standard. To order table with H-frame, add **$190 to list price** and suffix "**-H**". **Example: T2436STB-BS-H**.

For optional power strips *(only for tables with backsplash)*, see page 198.

For FLEX-MASTER® overshelf kits, see page 209.

For drawer kits, see page 215.



See page 198 for optional casters available.

	length		# of	weight		cu	BUDGET 16 ga. type 430 top		DELUXE 16 ga. 300 series top		*SPEC-MASTER® 14 ga. 300 series top		* ▼ Marine 14 ga. 300 series top	
	in.	mm	legs	lbs.	kg	ft	model #	list	model #	list	model #	list	model #	list
24″ width (610mm)	24″	610	4	41	18.6	3.5	**T2424STB-BS**	1928	**T2424STEB-BS**	2010	**T2424STE-BS** •	2109	**T2424STEM-BS**	3016
	30″	762	4	46	20.9	3.8	**T2430STB-BS**	2065	**T2430STEB-BS**	2153	**T2430STE-BS**	2286	**T2430STEM-BS**	3186
	36″	914	4	51	23.1	4.4	**T2436STB-BS**	2149	**T2436STEB-BS**	2239	**T2436STE-BS**	2374	**T2436STEM-BS**	3269
	48″	1219	4	61	27.7	5.7	**T2448STB-BS**	2189	**T2448STEB-BS**	2311	**T2448STE-BS**	2461	**T2448STEM-BS**	3343
	60″	1524	4	71	32.2	7.1	**T2460STB-BS**	2310	**T2460STEB-BS**	2474	**T2460STE-BS**	2640	**T2460STEM-BS**	3514
	72″	1829	4	81	36.7	8.5	**T2472STB-BS**	2442	**T2472STEB-BS**	2637	**T2472STE-BS**	2816	**T2472STEM-BS**	3682
	84″	2134	4	91	41.3	11.2	**T2484STB-BS**	2859	**T2484STEB-BS**	3335	**T2484STE-BS**	3563	**T2484STEM-BS**	4357
	96″	2438	6	101	45.8	11.2	**T2496STB-BS**	3026	**T2496STEB-BS**	3535	**T2496STE-BS**	3789	**T2496STEM-BS**	4571
	108″	2743	6	111	50.3	14.0	**T24108STB-BS**	4390	**T24108STEB-BS**	4729	**T24108STE-BS**	5061	**T24108STEM-BS**	5691
	120″	3048	6	121	54.9	14.0	**T24120STB-BS**	4611	**T24120STEB-BS**	4963	**T24120STE-BS**	5306	**T24120STEM-BS**	5789
	132″	3353	8	131	59.4	16.8	**T24132STB-BS**	4686	**T24132STEB-BS**	5096	**T24132STE-BS**	5469	**T24132STEM-BS**	6175
	144″	3658	8	141	64.0	16.8	**T24144STB-BS**	4776	**T24144STEB-BS**	5343	**T24144STE-BS**	5562	**T24144STEM-BS**	6272
30″ width (762mm)	30″	762	4	51	23.1	3.8	**T3030STB-BS**	2148	**T3030STEB-BS**	2248	**T3030STE-BS**	2390	**T3030STEM-BS**	3285
	36″	914	4	56	25.4	4.4	**T3036STB-BS**	2232	**T3036STEB-BS**	2337	**T3036STE-BS**	2482	**T3036STEM-BS**	3375
	48″	1219	4	66	29.9	5.7	**T3048STB-BS**	2292	**T3048STEB-BS**	2430	**T3048STE-BS**	2612	**T3048STEM-BS**	3487
	60″	1524	4	76	34.5	7.1	**T3060STB-BS**	2449	**T3060STEB-BS**	2632	**T3060STE-BS**	2815	**T3060STEM-BS**	3575
	72″	1829	4	86	39.0	8.5	**T3072STB-BS**	2603	**T3072STEB-BS**	2827	**T3072STE-BS**	3027	**T3072STEM-BS**	3890
	84″	2134	4	96	43.6	11.2	**T3084STB-BS**	2946	**T3084STEB-BS**	3449	**T3084STE-BS**	3696	**T3084STEM-BS**	4496
	96″	2438	6	106	48.1	11.2	**T3096STB-BS**	3228	**T3096STEB-BS**	3775	**T3096STE-BS**	4045	**T3096STEM-BS**	4820
	108″	2743	6	116	52.6	14.0	**T30108STB-BS**	4762	**T30108STEB-BS**	5095	**T30108STE-BS**	5527	**T30108STEM-BS**	6098
	120″	3048	6	126	57.2	14.0	**T30120STB-BS**	4858	**T30120STEB-BS**	5153	**T30120STE-BS**	5629	**T30120STEM-BS**	6197
	132″	3353	8	136	61.7	16.8	**T30132STB-BS**	4972	**T30132STEB-BS**	5595	**T30132STE-BS**	6014	**T30132STEM-BS**	6555
	144″	3658	8	146	66.2	16.8	**T30144STB-BS**	5058	**T30144STEB-BS**	5697	**T30144STE-BS**	6109	**T30144STEM-BS**	6652
36″ width (914mm)	48″	1219	4	71	32.1	7.0	**T3648STB-BS**	2543	**T3648STEB-BS**	2832	**T3648STE-BS**	3026	**T3648STEM-BS**	3610
	60″	1524	4	81	36.7	8.8	**T3660STB-BS**	2748	**T3660STEB-BS**	3166	**T3660STE-BS**	3394	**T3660STEM-BS**	4053
	72″	1829	4	91	41.3	10.5	**T3672STB-BS**	2951	**T3672STEB-BS**	3389	**T3672STE-BS**	3629	**T3672STEM-BS**	4428
	84″	2134	4	101	45.8	12.2	**T3684STB-BS**	3833	**T3684STEB-BS**	4003	**T3684STE-BS**	4292	**T3684STEM-BS**	5235
	96″	2438	6	111	50.3	13.9	**T3696STB-BS**	4090	**T3696STEB-BS**	4271	**T3696STE-BS**	4581	**T3696STEM-BS**	5511
	108″	2743	6	121	54.9	17.3	**T36108STB-BS**	5546	**T36108STEB-BS**	5816	**T36108STE-BS**	6426	**T36108STEM-BS**	6899
	120″	3048	6	131	59.4	17.3	**T36120STB-BS**	5641	**T36120STEB-BS**	6085	**T36120STE-BS**	6517	**T36120STEM-BS**	6995
	132″	3353	8	141	64.0	20.7	**T36132STB-BS**	5794	**T36132STEB-BS**	6309	**T36132STE-BS**	6974	**T36132STEM-BS**	7423
	144″	3658	8	151	68.5	20.7	**T36144STB-BS**	5885	**T36144STEB-BS**	6399	**T36144STE-BS**	7081	**T36144STEM-BS**	7520

* SPEC-MASTER® and SPEC-MASTER® Marine tables feature all stainless steel construction. Increase stated weight by 10%.

▼ SPEC-MASTER® Marine tables feature a marine counter edge to prevent spillage.

Optional Power Strips for Stainless Steel Worktables with Backsplash

length in.	length mm	number of outlets	model #	list
24″	610	8	**PS2408**	241
36″	914	12	**PS3612**	262
48″	1219	16	**PS4816**	272
60″	1524	20	**PS6020**	338

FEATURES:

- Brushed aluminum finish.
- 15´ *(4572mm)* cord and plug.
- Reset button.
- Toggle ON-OFF switch.
- Mounts via pair of stainless steel clips—no tools required.



Optional Casters NSF

see spec sheet **EG10.59**

Note: To determine set of casters applicable, see "# of legs" column in Worktables charts *(pages 186-197)*.
See page 215 for optional caster stabilizers.

(•) MTS *(made to stock)* / ( ) MTO *(made to order)*

description	wt. cap. per caster lbs.	wt. cap. per caster kg	model #	list
Zinc with Resilient Tread				
4″ *(102mm)* dia., set of four *(two swivel, two w/brake)*	115	52.2	**CA4-SB** •	542
4″ *(102mm)* dia., set of six *(three swivel, three w/brake)*	115	52.2	**CA6-SB**	812
4″ *(102mm)* dia., set of eight *(four swivel, four w/brake)*	115	52.2	**CA8-SB**	1084
5″ *(127mm)* dia., set of four *(two swivel, two w/brake)*	200	90.7	**CAH4-SB** •	718
5″ *(127mm)* dia., set of six *(three swivel, three w/brake)*	200	90.7	**CAH6-SB**	1078
5″ *(127mm)* dia., set of eight *(four swivel, four w/brake)*	200	90.7	**CAH8-SB**	1439
Nickel with Poly Tread				
5″ *(127mm)* dia., set of four *(two swivel, two w/brake)*	250	113.4	**CAHP4-SB** •	622
5″ *(127mm)* dia., set of six *(three swivel, three w/brake)*	250	113.4	**CAHP6-SB**	933
5″ *(127mm)* dia., set of eight *(four swivel, four w/brake)*	250	113.4	**CAHP8-SB**	1244
Polymer Cart Washable with Polymer Tread				
5″ *(127mm)* dia., set of four *(two swivel, two w/brake)*	250	113.4	**CAHW4-SB**	772
5″ *(127mm)* dia., set of six *(three swivel, three w/brake)*	250	113.4	**CAHW6-SB**	1159
5″ *(127mm)* dia., set of eight *(four swivel, four w/brake)*	250	113.4	**CAHW8-SB**	1544



Go Green. Go ECO-Built™ by EAGLE.

The advantages may be invisible. But when you see the tag you'll know the product you purchase has been produced in the EAGLE plant, under the principles that drive the ECO-Built™ program.

For institutions concerned about meeting their own green standards, buying ECO-Built™ is simply the right thing to do.

Look for the ECO-Built™ tag on the bar code

100 Industrial Boulevard, Clayton, DE 19938-8903 U.S.A.
Phone: 302-653-3000. Fax: 302-653-2065
http://www.eaglemhc.com

Hardwood Worktables (NSF)

see spec sheet **EG10.10**

FEATURES:

- 1¾″ *(44mm)* hardwood tops.
- With flat top or with 4″ *(102mm)* coved backsplash and end splashes.
- Shipped knocked down.

Note: All shipping weights and cubic feet are approximate.

For optional drawer assemblies, see page 214.

(•) MTS *(made to stock)* / ( ) MTO *(made to order)*



hardwood table with flat top and undershelf…



…with flat top and tubular base…



…with backsplash and undershelf…



…with backsplash and tubular base

Flat Top Hardwood Worktables…

36¼″ *(921mm)* overall height.

	length		cu	…with Adjustable Undershelf						…with Tubular Base					
				weight		galvanized legs & undershelf		stainless steel legs and undershelf		weight		galvanized tubular base		stainless steel tubular base	
	in.	mm	ft	lbs.	kg	model #	list	model #	list	lbs.	kg	model #	list	model #	list
24″ width *(610mm)*	48″	1219	5.3	94	42.6	**MT2448B**	1203	**MT2448S**	1447	92	41.7	**MT2448GT**	1069	**MT2448ST**	1363
	60″	1524	6.6	118	53.5	**MT2460B**	1351	**MT2460S**	1643	117	53.1	**MT2460GT**	1183	**MT2460ST**	1527
	72″	1829	8.0	141	64.0	**MT2472B**	1497	**MT2472S**	1834	138	62.6	**MT2472GT**	1297	**MT2472ST**	1697
	96″	2438	10.7	189	85.7	**MT2496B**	2123	**MT2496S**	2562	182	82.6	**MT2496GT**	1861	**MT2496ST**	2122
30″ width *(762mm)*	48″	1219	6.7	141	64.0	**MT3048B**	1329	**MT3048S**	1643	139	63.1	**MT3048GT**	1200	**MT3048ST**	1561
	60″	1524	8.3	147	66.7	**MT3060B**	1510	**MT3060S**	1884	145	65.8	**MT3060GT**	1349	**MT3060ST**	1780
	72″	1829	9.9	177	80.3	**MT3072B**	1689	**MT3072S**	2124	174	77.8	**MT3072GT**	1492	**MT3072ST**	1991
	96″	2438	13.2	235	106.6	**MT3096B**	2420	**MT3096S**	2961	230	104.3	**MT3096GT**	2151	**MT3096ST**	2783

Hardwood Worktables with Backsplash & End Splashes…

40¼″ *(1022mm)* overall height.

	length		cu	…with Adjustable Undershelf						…with Tubular Base					
				weight		galvanized legs & undershelf		stainless steel legs and undershelf		weight		galvanized tubular base		stainless steel tubular base	
	in.	mm	ft	lbs.	kg	model #	list	model #	list	lbs.	kg	model #	list	model #	list
30″ width *(762mm)*	48″	1219	7.0	110	49.9	**MT3048B-BS**	2539	**MT3048S-BS**	3265	119	54.0	**MT3048GT-BS**	2438	**MT3048ST-BS**	3097
	60″	1524	9.8	149	67.6	**MT3060B-BS**	2655	**MT3060S-BS**	3437	147	66.7	**MT3060GT-BS**	2483	**MT3060ST-BS**	3260
	72″	1829	11.7	180	81.6	**MT3072B-BS**	3192	**MT3072S-BS**	3929	177	80.3	**MT3072GT-BS**	2984	**MT3072ST-BS**	3828
	96″	2438	15.5	240	108.9	**MT3096B-BS**	4366	**MT3096S-BS**	5199	235	106.6	**MT3096GT-BS**	4090	**MT3096ST-BS**	4925

Optional Casters for Hardwood Worktables



zinc casters



cart washable casters

Note: See page 215 for optional caster stabilizers.

	Zinc with Resilient Tread				Nickel with Poly Tread				Polymer Cart Washable with Polymer Tread			
	wt. cap. per caster			list per	wt. cap. per caster			list per	wt. cap. per caster			list per
description	lbs.	kg	model #	set	lbs.	kg	model #	set	lbs.	kg	model #	set
4″ *(102mm)* dia., set of 4 *(2 swivel, 2 w/brake)*	115	52.2	**CA4-SB•**	542	–		n/a	n/a	–		n/a	n/a
4″ *(102mm)* dia., set of 6 *(3 swivel, 3 w/brake)*	115	52.2	**CA6-SB**	812	–		n/a	n/a	–		n/a	n/a
5″ *(127mm)* dia., set of 4 *(2 swivel, 2 w/brake)*	200	90.7	**CAH4-SB•**	718	250	113.4	**CAHP4-SB•**	622	250	113.4	**CAHW4-SB**	772
5″ *(127mm)* dia., set of 6 *(3 swivel, 3 w/brake)*	200	90.7	**CAH6-SB**	1078	250	113.4	**CAHP6-SB**	933	250	113.4	**CAHW6-SB**	1159

Knock Down Worktables with Cabinet Kit (NSF)

see spec sheet EG10.36



FEATURES:

- Type 430 stainless steel tabletop and side panels.
- Tabletop is 30″ *(762mm)* front-to-back, with 4½″ *(114mm)* high backsplash.
- Stainless steel side panels and front doors with open rear.
- Easy assembly via machine screws and threaded inserts.
- 34½″ *(876mm)* height.

(•) MTS *(made to stock)* / ( ) MTO *(made to order)*

patented uni-lok system
(Patent #5,165,349)

	length		cubic	weight		...with Hinged Doors		...with Sliding Doors	
	in.	mm	feet	lbs.	kg	model #	list	model #	list
30″ width *(914mm)*	36″	914	4.4	52	23.6	**T3036BA-BS-HGD**	2166	**T3036BA-BS-SLD**	2383
	48″	1219	5.4	66	29.9	**T3048BA-BS-HGD**	2311	**T3048BA-BS-SLD**	2543
	60″	1524	7.1	79	35.8	**T3060BA-BS-HGD**	2480	**T3060BA-BS-SLD**	2723

Filler Tables (NSF)

see spec sheet EG10.51



Note: Filler tables are not designed to stand alone or to hold heavy equipment loads. Application and safe installation are the responsibility of the end user.

FEATURES:

- Standard flanged feet adds stability to 12″ and 15″ *(305 and 381mm)* long tables.
- 18″ *(457mm)* feature bullet feet.
- 1½″ *(38mm)* upturn.
- Stainless steel legs crossbraced front-to-back and side-to-side.
- 34½″ *(876mm)* working height.

(•) MTS *(made to stock)* / ( ) MTO *(made to order)*

patented uni-lok system
(Patent #5,165,349)

	length		cubic	weight *		**Deluxe** 16 gauge type 304 stainless steel top.		**SPEC-MASTER® *** 14 gauge type 304 stainless steel top.	
	in.	mm	feet	lbs.	kg	model #	list	model #	list
24″ width *(610mm)*	12″	305	2.9	30	13.6	**UT2412STEB**	1068	**UT2412STE**	1160
	15″	381	2.9	34	15.4	**UT2415STEB**	1092	**UT2415STE**	1187
	18″	457	2.9	36	16.3	**UT2418STEB**	1142	**UT2418STE**	1241
30″ width *(762mm)*	12″	305	2.9	34	15.4	**UT3012STEB** •	1153	**UT3012STE**	1253
	15″	381	2.9	36	16.3	**UT3015STEB** •	1178	**UT3015STE**	1281
	18″	457	2.9	40	18.1	**UT3018STEB** •	1244	**UT3018STE**	1353
36″ width *(914mm)*	12″	305	3.5	37	16.8	**UT3612STEB**	1229	**UT3612STE**	1335
	15″	381	3.5	40	18.1	**UT3615STEB**	1268	**UT3615STE**	1376
	18″	457	3.5	45	20.4	**UT3618STEB**	1315	**UT3618STE**	1431

* Add 10% weight for SPEC-MASTER®.

Worktable Stabilizer Bar (pair)

see spec sheet EG10.59



model #	list
WTSA30	240

FEATURES:

- Fits standard 30″ and 36″ *(762 and 914mm)* width worktables.
- Heavy 12 gauge steel angle and gussets.
- Valu-Master® epoxy coated.

100 Industrial Boulevard, Clayton, DE 19938-8903 U.S.A.
Phone: 302-653-3000. Fax: 302-653-2065
http://www.eaglemhc.com

EAGLE MHC Division
Material Handling, Healthcare & Cleanroom Equipment

SPEC-MASTER® Enclosed Worktables with Flat Top (NSF)

see spec sheet **EG10.30**







patented uni-lok system
(Patent #5,165,349)

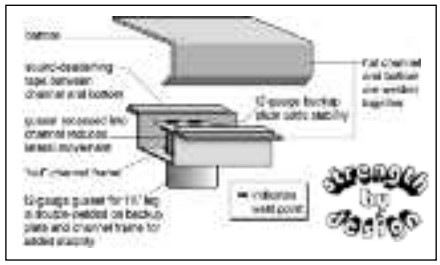

FEATURES:

- All-welded cabinet.
- Top mechanically polished to satin finish.
- Sound-deadened between top and frame.
- 1⅝″ *(42mm)* diameter type 304 stainless legs.
- 1″ *(25mm)* adjustable feet.
- 1½″ *(38mm)* sanitary rolled rim on front and back with square edge on ends for flush fit.
- 34½″ *(876mm)* overall height.

Note: Full length fixed center shelf available. To order full width, **add 20% to list price** and suffix **"-FCS"**.
To order two-thirds width, add **20% to list price** and suffix **"-CS"**. **Example: OB2436SE-CS**.

To order table with 4″ *(102mm)* casters, add suffix **"-CA"** and **add to list price $542** *(for tables with four legs)* or **$812** *(for tables with six legs)*.
Example: OB2436SE-CA.

To order table with 5″ *(127mm)* casters, add suffix **"-CAH"** and **add to list price $718** *(for tables with four legs)* or **$1078** *(for tables with six legs)*.
Example: OB2436SE-CAH.

NSF sprayed-on sound deadening available.
To order, add **$926 to list price** and suffix **"-SD"**.
Example: OB2436SE-SD.

For enhanced utility, add overshelves from page 210.

	length		# of	cu	with Open Front				with Sliding Doors*				with Hinged Doors*			
					weight				weight				weight			
	in.	mm	legs	ft	lbs.	kg	model #	list	lbs.	kg	model #	list	lbs.	kg	model #	list
24″ width *(610mm)*	36″	914	4	36	132	59.9	**OB2436SE**	3214	138	62.6	**CB2436SE**	4104	138	62.6	**CBH2436SE**	5029
	48″	1219	4	49	160	72.6	**OB2448SE**	3338	170	77.1	**CB2448SE**	4590	170	77.1	**CBH2448SE**	5266
	60″	1524	4	63	200	90.7	**OB2460SE**	3572	212	96.2	**CB2460SE**	4931	212	96.2	**CBH2460SE**	5615
	72″	1829	4	72	240	108.9	**OB2472SE**	3808	254	115.2	**CB2472SE**	5288	254	115.2	**CBH2472SE**	5958
	84″	2134	6	83	281	127.5	**OB2484SE**	4143	299	135.6	**CB2484SE** **	6045	299	135.6	**CBH2484SE** **	6704
	96″	2438	6	95	322	146.1	**OB2496SE**	4352	339	153.8	**CB2496SE** **	6532	339	153.8	**CBH2496SE** **	7190
	120″	3048	6	105	366	166.0	**OB24120SE**	5160	384	174.2	**CB24120SE** **	7545	384	174.2	**CBH24120SE** **	8200
30″ width *(762mm)*	36″	914	4	36	136	61.7	**OB3036SE**	3395	142	64.4	**CB3036SE**	4285	142	64.4	**CBH3036SE**	5199
	48″	1219	4	49	166	75.3	**OB3048SE**	3513	173	78.5	**CB3048SE**	4762	173	78.5	**CBH3048SE**	5437
	60″	1524	4	63	199	90.3	**OB3060SE**	3777	219	99.3	**CB3060SE**	5140	219	99.3	**CBH3060SE**	5819
	72″	1829	4	72	248	112.5	**OB3072SE**	4046	261	118.4	**CB3072SE**	5523	261	118.4	**CBH3072SE**	6198
	84″	2134	6	83	294	133.4	**OB3084SE**	4322	312	141.5	**CB3084SE** **	6212	312	141.5	**CBH3084SE** **	6880
	96″	2438	6	95	340	154.2	**OB3096SE**	4770	350	158.8	**CB3096SE** **	6804	350	158.8	**CBH3096SE** **	7463
	120″	3048	6	105	432	196.0	**OB30120SE**	5486	450	204.1	**CB30120SE** **	7870	450	204.1	**CBH30120SE** **	8519

* 20 gauge stainless steel doors. To order optional door locks, add suffix "**-L**" and $178 list price; ** Tables 84″ *(2134mm)* and longer have two sets of doors.



ALSO AVAILABLE!

SPEC-MASTER® Marine Counter Edge Cabinets

To order, **add 20% to list price** and add **"M"** after **"SE"** in model number.
Example: OB2436SEM.

see spec sheet **EG10.33A**

SPEC-MASTER® Enclosed Worktables with Upturn (NSF)

see spec sheet **EG10.31**



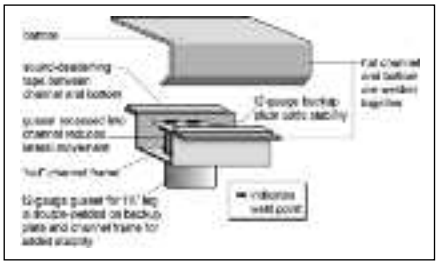

patented uni-lok system

(Patent #5,165,349)

FEATURES:

- All-welded cabinet.
- Top mechanically polished to satin finish.
- Top is 14 gauge type 304 stainless steel reinforced with a full length "hat" channel support.
- Body is heavy gauge type 430 stainless steel.
- Sound-deadened between top and frame.
- 1⅝″ *(42mm)* diameter type 304 stainless legs.
- 1″ *(25mm)* adjustable feet.
- 1½″ *(38mm)* sanitary rolled rim on front, 1½″ *(38mm)* rear upturn, and square edge on ends for flush fit.
- 34½″ *(876mm)* working height, 36″ *(914mm)* overall height.

Note: Full length fixed center shelf available. To order full width, **add 20% to list price** and suffix **"-FCS"**. To order two-thirds width, add **20% to list price** and suffix **"-CS"**. **Example: UOB2436SE-CS**.

To order table with 4″ *(102mm)* casters, add suffix **"-CA"** and **add to list price $542** *(for tables with four legs)* or **$812** *(for tables with six legs)*. **Example: UOB3036SE-CA.**

To order table with 5″ *(127mm)* casters, add suffix **"-CAH"** and **add to list price $718** *(for tables with four legs)* or **$1078** *(for tables with six legs)*. **Example: UOB3036SE-CAH.**

NSF sprayed-on sound deadening available. To order, add **$926 to list price** and suffix **"-SD"**. **Example: UOB3036SE-SD.**

For enhanced utility, add overshelves from page 210.

					with Open Front				with Sliding Doors*				with Hinged Doors*			
	length		# of	cu	weight				weight				weight			
	in.	mm	legs	ft	lbs.	kg	model #	list	lbs.	kg	model #	list	lbs.	kg	model #	list
24″ width (610mm)	36″	914	4	36	132	59.9	**UOB2436SE**	3214	138	62.6	**UCB2436SE**	4104	138	62.6	**UCBH2436SE**	5029
	48″	1219	4	49	160	72.6	**UOB2448SE**	3338	170	77.1	**UCB2448SE**	4590	170	77.1	**UCBH2448SE**	5266
	60″	1524	4	63	200	90.7	**UOB2460SE**	3572	212	96.2	**UCB2460SE**	4931	212	96.2	**UCBH2460SE**	5615
	72″	1829	4	72	240	108.9	**UOB2472SE**	3808	254	115.2	**UCB2472SE**	5288	254	115.2	**UCBH2472SE**	5958
	84″	2134	6	83	281	127.5	**UOB2484SE**	4143	299	135.6	**UCB2484SE****	6045	299	135.6	**UCBH2484SE****	6704
	96″	2438	6	95	322	146.1	**UOB2496SE**	4352	339	153.8	**UCB2496SE****	6532	339	153.8	**UCBH2496SE****	7190
	120″	3048	6	105	366	166.0	**UOB24120SE**	5160	384	174.2	**UCB24120SE****	7545	384	174.2	**UCBH24120SE****	8200
30″ width (762mm)	36″	914	4	36	136	61.7	**UOB3036SE**	3395	142	64.4	**UCB3036SE**	4285	142	64.4	**UCBH3036SE**	5199
	48″	1219	4	49	166	75.3	**UOB3048SE**	3513	173	78.5	**UCB3048SE**	4762	173	78.5	**UCBH3048SE**	5437
	60″	1524	4	63	199	90.3	**UOB3060SE**	3777	219	99.3	**UCB3060SE**	5140	219	99.3	**UCBH3060SE**	5819
	72″	1829	4	72	248	112.5	**UOB3072SE**	4040	261	118.4	**UCB3072SE**	5523	261	118.4	**UCBH3072SE**	6198
	84″	2134	6	83	294	133.4	**UOB3084SE**	4322	312	141.5	**UCB3084SE****	6212	312	141.5	**UCBH3084SE****	6880
	96″	2438	6	95	340	154.2	**UOB3096SE**	4770	350	158.8	**UCB3096SE****	6804	350	158.8	**UCBH3096SE****	7463
	120″	3048	6	105	432	196.0	**UOB30120SE**	5486	450	204.1	**UCB30120SE****	7870	450	204.1	**UCBH30120SE****	8519

* 20 gauge stainless steel doors. To order optional door locks, add suffix "**-L**" and $178 list price; ** Tables 84″ *(2134mm)* and longer have two sets of doors.



ALSO AVAILABLE!

SPEC-MASTER® Marine Counter Edge Cabinets

To order, **add 20% to list price** and add **"M"** after **"SE"** in model number. **Example: UOB2436SEM.**

see spec sheet **EG10.33B**

100 Industrial Boulevard, Clayton, DE 19938-8903 U.S.A.
Phone: 302-653-3000. Fax: 302-653-2065
http://www.eaglemhc.com

EAGLE MHC Division
Material Handling, Healthcare & Cleanroom Equipment

SPEC-MASTER® Enclosed Worktables with Backsplash (NSF)

see spec sheet **EG10.32**



patented uni-lok system

(Patent #5,165,349)

FEATURES:

- All-welded cabinet.
- Top mechanically polished to satin finish.
- Top is 14 gauge type 304 stainless steel reinforced with a full length "hat" channel support.
- Body is heavy gauge type 430 stainless steel.
- Sound-deadened between top and frame.
- 1⅝″ *(42mm)* diameter type 304 stainless legs.
- 1″ *(25mm)* adjustable stainless steel feet.
- 1½″ (38mm) sanitary rolled rim on front, 4½″ *(114mm)* backsplash on rear, and square edge on ends for flush fit.
- 34½″ *(876mm)* working height, 39″ *(991mm)* overall height.

Note: Full length fixed center shelf available. To order full width, **add 20% to list price** and suffix **"-FCS"**. To order two-thirds width, add **20% to list price** and suffix **"-CS"**. **Example: UOB2436SE-BS-CS**.

To order table with 4″ *(102mm)* casters, add suffix **"-CA"** and **add to list price $542** *(for tables with four legs)* or **$812** *(for tables with six legs)*. **Example: UOB3036SE-BS-CA.**

To order table with 5″ *(127mm)* casters, add suffix **"-CAH"** and **add to list price $718** *(for tables with four legs)* or **$1078** *(for tables with six legs)*. **Example: UOB3036SE-BS-CAH.**

NSF sprayed-on sound deadening available. To order, add **$926 to list price** and suffix **"-SD"**. **Example: UOB3036SE-BS-SD.**

For enhanced utility, add overshelves from page 210.

	length		# of	cu	with Open Front				with Sliding Doors*				with Hinged Doors*			
					weight				weight				weight			
	in.	mm	legs	ft	lbs.	kg	model #	list	lbs.	kg	model #	list	lbs.	kg	model #	list
24″ width *(610mm)*	36″	914	4	36	133	60.3	**OB2436SE-BS**	3252	139	63.1	**CB2436SE-BS**	4314	139	63.1	**CBH2436SE-BS**	5066
	48″	1219	4	49	161	73.0	**OB2448SE-BS**	3372	171	77.6	**CB2448SE-BS**	4623	171	77.6	**CBH2448SE-BS**	5300
	60″	1524	4	63	202	91.6	**OB2460SE-BS**	3615	214	97.1	**CB2460SE-BS**	4980	214	97.1	**CBH2460SE-BS**	5654
	72″	1829	4	72	243	110.2	**OB2472SE-BS**	3861	256	116.1	**CB2472SE-BS**	5343	256	116.1	**CBH2472SE-BS**	6014
	84″	2134	6	83	284	128.8	**OB2484SE-BS**	4203	304	137.9	**CB2484SE-BS****	6103	304	137.9	**CBH2484SE-BS****	6769
	96″	2438	6	95	326	147.9	**OB2496SE-BS**	4420	343	155.6	**CB2496SE-BS****	6595	343	155.6	**CBH2496SE-BS****	7265
	120″	3048	6	105	390	176.9	**OB24120SE-BS**	5247	390	176.9	**CB24120SE-BS****	7631	390	176.9	**CBH24120SE-BS****	8283
30″ width *(762mm)*	36″	914	4	36	137	62.1	**OB3036SE-BS**	3534	143	64.9	**CB3036SE-BS**	4455	143	64.9	**CBH3036SE-BS**	5233
	48″	1219	4	49	167	75.8	**OB3048SE-BS**	3546	174	78.9	**CB3048SE-BS**	4792	174	78.9	**CBH3048SE-BS**	5469
	60″	1524	4	63	201	91.2	**OB3060SE-BS**	3959	221	100.2	**CB3060SE-BS**	5189	221	100.2	**CBH3060SE-BS**	5856
	72″	1829	4	72	251	113.9	**OB3072SE-BS**	4095	264	119.8	**CB3072SE-BS**	5574	264	119.8	**CBH3072SE-BS**	6243
	84″	2134	6	83	299	135.6	**OB3084SE-BS**	4380	319	144.7	**CB3084SE-BS****	6272	319	144.7	**CBH3084SE-BS****	6943
	96″	2438	6	95	344	156.0	**OB3096SE-BS**	4838	355	161.0	**CB3096SE-BS****	6867	355	161.0	**CBH3096SE-BS****	7981
	120″	3048	6	105	438	198.7	**OB30120SE-BS**	5573	458	207.8	**CB30120SE-BS****	7955	458	207.8	**CBH30120SE-BS****	8603

* 20 gauge stainless steel doors. To order optional door locks, add suffix "**-L**" and $178 list price; ** Tables 84″ *(2134mm)* and longer have two sets of doors.



ALSO AVAILABLE!

SPEC-MASTER® Marine Counter Edge Cabinets

To order, **add 20% to list price** and add **"M"** after **"SE"** in model number. **Example: OB2436SEM-BS.**

see spec sheet **EG10.33C**

adjusTable® Work Surface Systems NSF

see spec sheet **EG10.09**



basic unit *1-tier unit* *2-tier unit*

adjusTable®

Additional wire undershelves, solid stainless steel undershelves, chrome wire overshelves, or solid stainless steel overshelves make the possibilities almost unlimited.

patented QuadTruss design
(Patent #5,390,803)

Patented QuadTruss® Design
makes shelves up to 25% stronger and provides a retaining ledge for increased strength and product retention.

CUSTOM:

- Unit can be further expanded and customized by adding optional shelving accessories *(pages 47-53)*.
- Custom configurations available, including alternate finishes and solid shelving. Contact factory to configure your custom workstation.
- All units come with non-marring grey vinyl foot glides.
- Optional drawers available *(see pages 212-215)*.

Note: To order table with 5″ *(127mm)* resilient tread casters, add suffix **"-CAH"** and **add to list price $718**.
Example: T3036EBW-1-CAH.

To order table with 5″ *(127mm)* poly tread casters, add suffix **"-CAHP"** and **add to list price $622**.
Example: T3036EBW-1-CAHP.

For Post Clamps for 1-tier and 2-tier unit, see page 46.

For Keyboard stations, see page 46.

Basic Units — 33½″ *(851mm)* overall height.

	length		cu	weight		16/304		14/304	
	in.	mm	ft	lbs.	kg	model #	list	model #	list
24″ width *(610mm)*	36″	914	4.5	65	29.5	**T2436EBW**	1134	**T2436EW**	1243
	48″	1219	5.7	81	36.7	**T2448EBW**	1231	**T2448EW**	1427
	60″	1524	7.1	99	44.9	**T2460EBW**	1442	**T2460EW**	1640
30″ width *(762mm)*	36″	914	4.5	75	34.0	**T3036EBW**	1255	**T3036EW**	1406
	48″	1219	5.7	94	42.6	**T3048EBW**	1417	**T3048EW**	1614
	60″	1524	7.1	115	52.2	**T3060EBW**	1640	**T3060EW**	1867

CONSISTS OF:

- Stainless steel table top/work surface with hat channel supports.
- Four 33″ *(838mm)* chrome posts.
- Two chrome wire undershelves.*

1-tier Units — 54½″ *(1384mm)* overall height.

	length		cu	weight		16/304		14/304	
	in.	mm	ft	lbs.	kg	model #	list	model #	list
24″ width *(610mm)*	36″	914	4.5	73	33.1	**T2436EBW-1**	1411	**T2436EW-1**	1520
	48″	1219	5.7	91	41.3	**T2448EBW-1**	1582	**T2448EW-1**	1729
	60″	1524	7.1	113	51.3	**T2460EBW-1**	1786	**T2460EW-1**	1954
30″ width *(762mm)*	36″	914	4.5	83	37.6	**T3036EBW-1**	1532	**T3036EW-1**	1690
	48″	1219	5.7	104	47.2	**T3048EBW-1**	1722	**T3048EW-1**	1912
	60″	1524	7.1	129	58.5	**T3060EBW-1**	1954	**T3060EW-1**	2186

CONSISTS OF:

- Stainless steel table top/work surface with hat channel supports.
- Two 54″ *(1372mm)* rear chrome posts.
- Two 33″ *(838mm)* front chrome posts.
- Two 21″ *(533mm)* front chrome posts for overshelf.
- One 14″ *(356mm)* wide chrome wire overshelf.
- Two chrome wire undershelves.*

2-tier Units — 62½″ *(1588mm)* overall height.

	length		cu	weight		16/304		14/304	
	in.	mm	ft	lbs.	kg	model #	list	model #	list
24″ width *(610mm)*	36″	914	4.5	81	36.7	**T2436EBW-2**	1547	**T2436EW-2**	1657
	48″	1219	5.7	101	45.8	**T2448EBW-2**	1744	**T2448EW-2**	1895
	60″	1524	7.1	127	57.6	**T2460EBW-2**	1962	**T2460EW-2**	2131
30″ width *(762mm)*	36″	914	4.5	91	41.3	**T3036EBW-2**	1668	**T3036EW-2**	1826
	48″	1219	5.7	114	51.7	**T3048EBW-2**	1883	**T3048EW-2**	2085
	60″	1524	7.1	143	64.9	**T3060EBW-2**	2130	**T3060EW-2**	2365

CONSISTS OF:

- Stainless steel table top/work surface with hat channel supports.
- Two 63″ *(1600mm)* rear chrome posts.
- Two 33″ *(838mm)* front chrome posts.
- Two 29″ *(737mm)* front chrome posts for overshelves.
- Two 14″ *(356mm)* wide chrome wire overshelves.
- Two chrome wire undershelves.*

* 18″ *(457mm)* wide undershelves used for 24″ *(610mm)* wide tables; 24″ *(610mm)* wide undershelves used for 30″ *(762mm)* wide tables.

100 Industrial Boulevard, Clayton, DE 19938-8903 U.S.A.
Phone: 302-653-3000. Fax: 302-653-2065
http://www.eaglemhc.com

EAGLE MHC Division
Material Handling, Healthcare & Cleanroom Equipment

Utility Stands (NSF)

see spec sheet **EG10.26A**



FEATURES:
- Highly polished 16 gauge, 300 series stainless steel flat top.
- Adjustable undershelf or adjustable crossbracing.
- 24″ *(610mm)* working height.

WEIGHT CAPACITIES:
- 600 lb. *(272.2 kg)* weight capacity of top.
- 150 lb. *(68.0 kg)* weight capacity of undershelf. - evenly distributed static load.

patented uni-lok system
(Patent #5,165,349)

(•) MTS *(made to stock)* / ( ) MTO *(made to order)*

width	length in.	length mm	weight lbs.	weight kg	cubic feet	…with Undershelf: galvanized legs model #	galvanized legs list	stainless steel legs model #	stainless steel legs list	…with Tubular Base: galvanized legs model #	galvanized legs list	stainless steel legs model #	stainless steel legs list
24″ *(610mm)*	24″	610	42	19.1	3.5	**MS2424** •	1145	**MS2424S**	1391	**TMS2424**	1145	**TMS2424S**	1391
	24″	610	47	21.3	3.8	**MS3024** •	1195	**MS3024S**	1461	**TMS3024**	1195	**TMS3024S**	1461
30″ *(762mm)*	30″	762	49	22.2	3.8	**MS3030** •	1330	**MS3030S**	1655	**TMS3030**	1330	**TMS3030S**	1655
	36″	914	51	23.1	4.0	**MS3036** •	1365	**MS3036S**	1683	**TMS3036**	1365	**TMS3036S**	1683
36″ *(914mm)*	36″	914	53	24.0	4.2	**MS3636**	1432	**MS3636S**	1762	**TMS3636**	1432	**TMS3636S**	1762



caster *caster with brake*

Optional Casters for Utility Stands

description	wt. cap. per caster lbs.	wt. cap. per caster kg	model #	list
4″ *(102mm)* dia., set of four *(two swivel, two w/brake)*	115	52.2	**CA4-SB** •	542
4″ *(102mm)* dia., set of six *(three swivel, three w/brake)*	115	52.2	**CA6-SB**	812
5″ *(127mm)* dia., set of four *(two swivel, two w/brake)*	200	90.7	**CAH4-SB** •	718
5″ *(127mm)* dia., set of six *(three swivel, three w/brake)*	200	90.7	**CAH6-SB**	1078

Note: see page 215 for optional caster stabilizers.

Optional Utensil Rack for Utility Stands

- Stainless steel.
- 54″ *(1371mm)* height.

weight lbs.	weight kg	cubic feet	model #	add to unit list
23	10.4	5.3	**UR-501**	928



utility stand with undershelf and optional utensil rack

ADA/Ergonomic Height Adjustable Tables

see product announcement **EG10.37**

Adjusts from 32″ to 40″ height!



patented uni-lok system
(Patent #5,165,349)

width	length in.	length mm	weight cap. lbs.	weight cap. kg	…with Flat Top: 16/304 top model #	16/304 top list	14/304 top model #	14/304 top list	…with 4″ Backsplash: 16/304 top	14/304 top
24″ *(610mm)*	48″	1219	575	260.8	**T2448SEB-HA**	6194	**T2448SE-HA**	6338	**T2448SEB-BS-HA** 6630	**T2448SE-BS-HA** 7183
	60″	1524	550	249.5	**T2460SEB-HA**	6334	**T2460SE-HA**	6495	**T2460SEB-BS-HA** 6783	**T2460SE-BS-HA** 7347
	72″	1829	525	238.1	**T2472SEB-HA**	6472	**T2472SE-HA**	6655	**T2472SEB-BS-HA** 6933	**T2472SE-BS-HA** 7518
30″ *(762mm)*	48″	1219	575	260.8	**T3048SEB-HA**	6309	**T3048SE-HA**	6471	**T3048SEB-BS-HA** 6743	**T3048SE-BS-HA** 7306
	60″	1524	550	249.5	**T3060SEB-HA**	6488	**T3060SE-HA**	6659	**T3060SEB-BS-HA** 6931	**T3060SE-BS-HA** 7510
	72″	1829	525	238.1	**T3072SEB-HA**	6655	**T3072SE-HA**	6856	**T3072SEB-BS-HA** 7113	**T3072SE-BS-HA** 7717

To indicate location of crank case, add suffix "**-L**" (left end), "**-R**" (right end), or "**-C**" (center) at end of model number. Example: T2448-SE-HA-**L**

Notes: For optional mobility, only THESE 5″ casters can be used: **Model #A205340** swlvel, **list $111 ea.**, **#A205341** swivel w/brake, **list $126 ea**. 5″ *(127mm)* rotary bumper: **Model #A205342**, **list $24** each.
Optional H- and C-frame tubular bases available in lieu of undershelf. Consult factory.

Mobile Utility Stands

see spec sheet **EG10.26B**



patented uni-lok system

(Patent #5,165,349)

Note: see page 215 for optional caster stabilizers.

FEATURES:

- 34″ *(864mm)* working height.
- 14 gauge 300 series stainless steel top with no-drip marine counter edge.
- Stainless steel crossbracing on three sides.
- Four 4″ *(102mm)* casters *(two with brakes)*.
- Pan rack slide holds six 18″ x 26″ *(457 x 660mm)* pans.
- 400 lb. *(181.4 kg)* total weight capacity *(top and slides)* - evenly distributed static load.

(•) MTS *(made to stock)* / ( ) MTO *(made to order)*

	length		weight		cubic	galvanized		stainless steel	
	in.	mm	lbs.	kg	feet	model #	list	model #	list
30″ width *(762mm)*	30″	762	55	24.9	3.8	**MMT3030G**	2927	**MMT3030S** •	3266
	36″	914	60	27.2	4.1	**MMT3036G**	2995	**MMT3036S**	3363

Mobile Utility Stand with Undershelf

see spec sheet **EG10.26B**



patented uni-lok system

(Patent #5,165,349)

FEATURES:

- Top is 14 gauge 300 series stainless steel with no-drip marine counter edge.
- Stainless steel undershelf.
- Two 4″ *(102mm)* casters with brake.

Note: see page 215 for optional caster stabilizers.

	length		weight		cubic		
width	in.	mm	lbs.	kg	feet	model #	list
24″ *(610mm)*	30″	762	47	21.3	3.8	**MET2430S**	2554

Stainless Steel Lok-n-Fold™ Tables

see spec sheet **EG10.57**





with removable undershelf

FEATURES:

- Heavy gauge type 430 stainless steel top.
- Folding legs constructed of heavy gauge painted mild steel.
- Locking dimples, a safety mechanism, ensure legs are locked in place.
- 30⅛″ *(784mm)* non-adjustable height.

	length		weight capacity		cu	WITH OPEN BASE				WITH REMOVABLE GALVANIZED UNDERSHELF				WITH REMOVABLE STAINLESS STEEL UNDERSHELF			
						weight				weight				weight			
	in.	mm	lbs.	kg	ft	lbs.	kg	model #	list	lbs.	kg	model #	list	lbs.	kg	model #	list
24″ width *(610mm)*	48″	1219	360	163.3	6.0	44	20.0	**T2448F**	835	61	27.7	**T2448F-US**	1006	61	27.7	**T2448F-USS**	1091
	60″	1524	450	204.1	7.5	48	21.8	**T2460F**	880	65	29.5	**T2460F-US**	1087	65	29.5	**T2460F-USS**	1186
	72″	1829	540	244.9	8.9	52	23.6	**T2472F**	1004	70	31.8	**T2472F-US**	1152	70	31.8	**T2472F-USS**	1273
30″ width *(762mm)*	48″	1219	450	204.1	7.4	46	20.9	**T3048F**	916	63	28.6	**T3048F-US**	1034	63	28.6	**T3048F-USS**	1113
	60″	1524	562	254.9	9.2	50	22.7	**T3060F**	981	69	31.3	**T3060F-US**	1115	69	31.3	**T3060F-USS**	1206
	72″	1829	675	306.2	11.0	56	25.4	**T3072F**	1040	75	34.0	**T3072F-US**	1189	75	34.0	**T3072F-USS**	1298

100 Industrial Boulevard, Clayton, DE 19938-8903 U.S.A.
Phone: 302-653-3000. Fax: 302-653-2065
http://www.eaglemhc.com

EAGLE MHC Division
Material Handling, Healthcare & Cleanroom Equipment

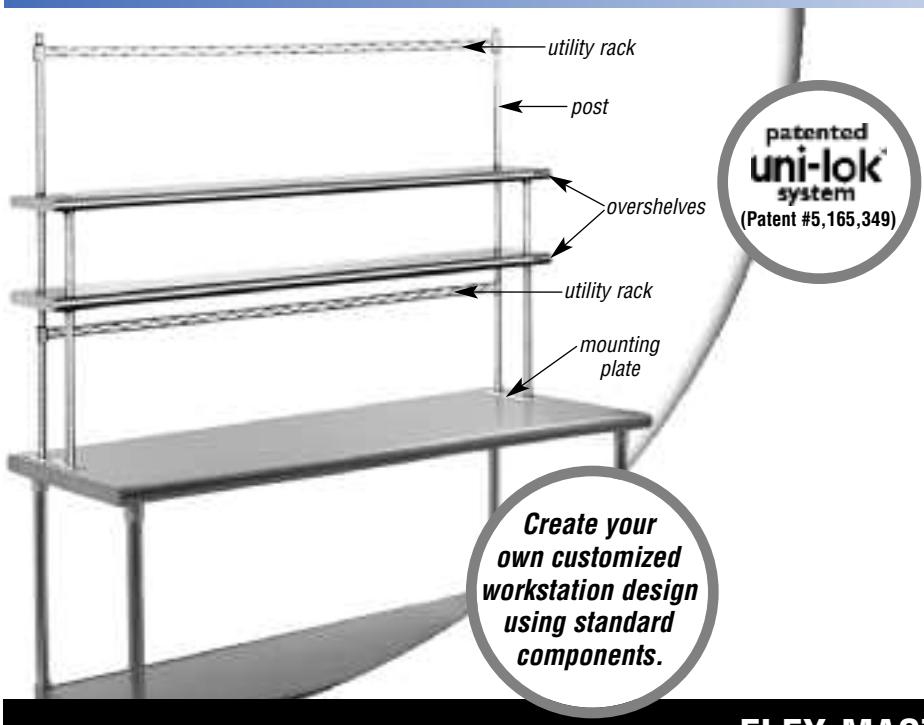

Features:

- Any table can be customized with overshelves of the same length.
- System can easily be changed or expanded as needed.
- Tables are caster-capable for workstation mobility.
- Overshelves' height adjustable in 1″ *(25mm)* increments for flexible and accurate placement.
- 10″ and 12″ *(254 and 305mm)* shelf widths can be intermixed on same posts.
- Split sleeve.
- Tapered collar for easy assembly.
- Overshelves shipped knocked-down.
- All shipping weights and cubic feet are approximate.

FLEX-MASTER® Overshelf System NSF

Continued on pages 208 & 209

Overshelves

see spec sheet **EG10.08**

FEATURES:

- 14 gauge 300 series shelves available upon request.
- Priced per shelf.

Note: 15″ and 18″ *(381 and 457mm)* wide shelves available. To order, replace "12" in model number with a **"15"** or **"18"** indicating desired shelf width *(example: 41**15**84)*. For 15″ *(381mm)* wide shelves, **add 15% to list price** of 12″ *(305mm)* wide models. For 18″ *(457mm)* wide shelves, **add 30% to list price** of 12″ *(305mm)* shelves.



(•) MTS *(made to stock)* / ( ) MTO *(made to order)*

	length		weight		cubic	16/430		16/300	
	in.	mm	lbs.	kg	feet	model #	list ea	model #	list ea
10″ width *(254mm)*	30″	762	10.1	4.6	0.5	**411030**	430	**421030**	470
	36″	915	12.1	5.5	0.6	**411036**	434	**421036**	483
	48″	1219	13.1	6.0	0.8	**411048**	470	**421048**	534
	60″	1524	15.2	6.9	1.0	**411060**	513	**421060**	599
	72″	1829	17.2	7.8	1.2	**411072**	581	**421072**	671
	84″	2133	19.3	8.8	1.5	**411084**	648	**421084**	737
	96″	2438	21.3	9.7	1.7	**411096**	714	**421096**	834
	108″	2743	23.4	10.6	1.9	**411010**	773	**421010**	894
	120″	3048	25.4	11.5	2.1	**411012**	835	**421012**	952
	132″	3353	27.4	12.5	2.3	**411013**	904	**421013**	1020
	144″	3658	29.4	13.4	2.5	**411014**	970	**421014**	1111
12″ width *(305mm)*	30″	762	11.1	5.1	0.6	**411230**	434	**421230**	483
	36″	915	12.3	5.6	0.8	**411236**	456	**421236**	541
	48″	1219	14.8	6.7	1.0	**411248** •	496	**421248**	565
	60″	1524	17.2	7.8	1.3	**411260** •	533	**421260** •	629
	72″	1829	19.7	9.1	1.5	**411272** •	610	**421272** •	712
	84″	2133	22.1	10.0	1.8	**411284**	680	**421284**	798
	96″	2438	24.6	11.2	2.0	**411296**	734	**421296**	891
	108″	2743	27.0	12.3	2.3	**411210**	817	**421210**	958
	120″	3048	29.5	13.4	2.5	**411212**	911	**421212**	1029
	132″	3353	31.5	14.3	2.7	**411213**	975	**421213**	1095
	144″	3658	33.5	15.2	2.9	**411214**	1040	**421214**	1159

Posts - FLEX-MASTER® Overshelf System (NSF)

see spec sheet **EG10.08**



ORDERING:

- Sold in pairs.
- Each pair includes mounting plate.
- For 30″ to 72″ *(762 to 1829mm)* shelves: two pairs.
- For 84″ to 120″ *(2134 to 3048mm)* shelves: three pairs required.
- For 132″ and 144″ *(3353 and 3658mm)* shelves: four pairs required.

(•) MTS *(made to stock)* / ( ) MTO *(made to order)*

height		weight		cubic	chrome		stainless steel	
in.	mm	lbs.	kg	feet	model #	list	model #	list
18″	457	1.7	0.8	0.1	**418202** •	187	**418002** •	218
30″	762	2.4	1.1	0.2	**430202** •	205	**430002** •	280
48″	1219	5.6	2.5	0.2	**448202** •	251	**448002** •	369

Utility Racks

see spec sheet **EG10.08**



FEATURES:

- Chrome plated.

(•) MTS *(made to stock)* / ( ) MTO *(made to order)*

for overshelf length		weight		cubic			for overshelf length		weight		cubic		
in.	mm	lbs.	kg	feet	model #	list	in.	mm	lbs.	kg	feet	model #	list
30″	762	1.7	0.8	0.2	**PRT30-C**	100	84″	2133	4.1	1.9	0.4	**PRT84-C** *	206
36″	915	1.9	0.9	0.2	**PRT36-C**	117	96″	2438	4.9	2.2	0.4	**PRT96-C** *	242
48″	1219	2.1	1.0	0.2	**PRT48-C**	130	108″	2743	5.6	2.5	0.5	**PRT108-C** *	245
60″	1524	2.5	1.1	0.3	**PRT60-C**	153	120″	3048	6.2	2.8	0.5	**PRT120-C** *	254
72″	1829	2.9	1.3	0.4	**PRT72-C** •	177	132″	3353	6.9	3.1	0.6	**PRT132-C** **	274
							144″	3658	7.6	3.5	0.6	**PRT144-C** **	298

* Utility racks 84″ to 120″ *(2133 to 3048mm)* come in two pieces.
**132″ and 144″ *(3353 and 3658mm)* racks come in three pieces.

Mounting Plate

see spec sheet **EG10.08**



model #	list each
311915 •	33

FEATURES:

- Aluminum.
- Designed to accommodate both 10″ and 12″ *(254 and 305mm)* wide shelves.

(•) MTS *(made to stock)* / ( ) MTO *(made to order)*

Hooks

see spec sheet **EG10.08**

For use with utility racks.



FEATURES:

- Stainless steel double-prong with 2¼″ *(57mm)* prongs, or 6″ *(176mm)*-long chrome.
- Slips over utility racks.



(•) MTS *(made to stock)* / ( ) MTO *(made to order)*

description	weight lbs.	weight kg	cubic feet	model #	list each
stainless double-prong hook	0.2	0.1	0.1	**300696** •	37
6″ (176mm)-long chrome hook	0.1	0.1	0.1	**379769**	6

100 Industrial Boulevard, Clayton, DE 19938-8903 U.S.A.
Phone: 302-653-3000. Fax: 302-653-2065
http://www.eaglemhc.com

EAGLE MHC Division
Material Handling, Healthcare & Cleanroom Equipment

FLEX-MASTER® Kits for All Stainless Steel Worktables NSF

see spec sheet **EG10.08**

Kit A

description	for Budget tables* add to list	for all other tables add to list
fits 36″ *(914mm)* long worktables	1792	1962
fits 48″ *(1219mm)* long worktables	1898	2039
fits 60″ *(1524mm)* long worktables	2015	2209
fits 72″ *(1829mm)* long worktables	2224	2427

* **Note:** Kits for "Budget" worktables include 16 gauge type 430 shelves and stainless steel posts.

KIT A INCLUDES:

- Two 12″ *(305mm)* wide 16 gauge type 304 shelves.
- Two 30″ *(762mm)* stainless steel front posts.
- Two 48″ *(1219mm)* stainless steel rear posts.
- Two chrome utility racks.

To order, add suffix **"-FM-PL"** to model number.
Example: T3060SE-FM-PL.

Tabletops are predrilled for rear mounting of posts and shelves.

Kit B

description	for Budget tables* add to list	for all other tables add to list
fits 36″ *(914mm)* long worktables	1470	1639
fits 48″ *(1219mm)* long worktables	1548	1691
fits 60″ *(1524mm)* long worktables	1724	1815
fits 72″ *(1829mm)* long worktables	1776	1983

* **Note:** Kits for "Budget" worktables include 16 gauge type 430 shelves and stainless steel posts.

KIT B INCLUDES:

- Two 12″ *(305mm)* wide 16 gauge type 304 shelves.
- Four 30″ *(762mm)* stainless steel posts.

To order, add suffix **"-FM"** to model number.
Example: T3060SE-FM.

Stainless Steel Bins

see spec sheet **EG10.59**



width x length x height in.	mm	weight lbs.	kg	cubic feet	model #	list
6½″ x 5½″ x 6″	165 x 140 x 152	1.5	0.7	0.1	**SB-1**	395

FEATURES:

- Designed for either overshelf or wall shelf applications.
- 22 gauge stainless steel with fully coved deep-drawn construction, complete with label holders.
- Removable bin must be allowed 7¾″ *(197mm)* space and slides on stainless steel angle supports secured to underside of shelf.

Note: Shipping weight and cubic feet are approximate.

Wall Cabinets NSF

see spec sheet **EG02.07**

			Open Front				Hinged Doors				Sliding Doors			
length in.	length mm	cu ft	weight lbs.	weight kg	model #	list	weight lbs.	weight kg	model #	list	weight lbs.	weight kg	model #	list
24″	610	13.5	117	53.1	**WCO-24**	4482	136	61.7	**WCH-24**	6082	136	61.7	**WCS-24**	5070
30″	762	17.3	129	58.5	**WCO-30**	4487	154	69.9	**WCH-30**	6740	154	69.9	**WCS-30**	6177
36″	914	18.0	141	64.0	**WCO-36**	4653	172	78.0	**WCH-36**	6857	172	78.0	**WCS-36**	6369
42″	1067	18.2	–		**–**		191	86.6	**WCH-42**	7206	191	86.6	**WCS-42**	6400
48″	1219	18.3	165	74.8	**WCO-48**	5360	208	94.3	**WCH-48**	7428	208	94.3	**WCS-48**	6976
54″	1372	25.4	–		**–**		226	102.5	**WCH-54**	7597	226	102.5	**WCS-54**	7106
60″	1524	22.6	189	85.7	**WCO-60**	5866	244	110.7	**WCH-60**	8518	244	110.7	**WCS-60**	8068
66″	1676	30.6	–		**–**		256	115.1	**WCH-66**	8580	256	115.1	**–**	
72″	1829	26.8	213	96.6	**WCO-72**	6224	262	118.8	**WCH-72**	9544	262	118.8	**WCS-72**	9037
84″	2134	38.5	225	102.1	**WCO-84**	6567	281	127.5	**WCH-84***	9811	281	127.5	**WCS-84***	9271
90″	2286	41.7	–		**–**		298	135.3	**WCH-90***	10368	298	135.3	**WCS-90***	9818
96″	2438	35.2	249	112.9	**WCO-96**	7354	316	143.3	**WCH-96***	10689	316	143.3	**WCS-96***	10123
120″	3048	55.8	–		**–**		359	162.9	**–**		359	162.9	**WCS-120***	12196

* Features two pairs of doors.

FEATURES:

- Heavy gauge stainless steel.
- Back recessed, w/full-length concealed mounting plate for easy installation.
- Fixed center shelf.
- Hinged doors with lift-off pin hinges.
- 15″ *(381mm)* width. 28″ *(711mm)* overall height.



wall cabinet with hinged doors

Overshelves, Non-Adjustable (NSF)

see spec sheet EG10.28



single deck overshelf



double deck overshelf

FEATURES:

- Mounted on four stainless steel, 1″ *(25mm)* diameter tubular base legs.
- Special width shelves available.

Note: Recommended that overshelves be ordered when ordering tables. Specify choice of centered or rear-mounted on table. Otherwise, table must be field-drilled for mounting overshelves.

Single Deck Overshelves, Non-Adjustable - Shipped knocked-down.

	length		# of	weight		cu	16 gauge, type 430		16 gauge, type 304		14 gauge, type 304	
	in.	mm	legs	lbs.	kg	ft	model #	list	model #	list	model #	list
10″ width *(254mm)*	36″	915	4	15	6.8	0.9	**OS1036-16/4**	780	**OS1036-16/3**	945	**OS1036-14/3**	1045
	48″	1219	4	19	8.6	1.3	**OS1048-16/4**	832	**OS1048-16/3**	1033	**OS1048-14/3**	1147
	60″	1524	4	24	10.9	1.6	**OS1060-16/4**	882	**OS1060-16/3**	1134	**OS1060-14/3**	1260
	72″	1829	4	29	13.2	1.9	**OS1072-16/4**	945	**OS1072-16/3**	1238	**OS1072-14/3**	1372
	84″	2133	6	34	15.4	2.2	**OS1084-16/4**	999	**OS1084-16/3**	1335	**OS1084-14/3**	1482
	96″	2438	6	37	16.8	2.5	**OS1096-16/4**	1220	**OS1096-16/3**	1590	**OS1096-14/3**	1768
	108″	2743	6	38	17.2	2.8	**OS10108-16/4**	1251	**OS10108-16/3**	1637	**OS10108-14/3**	1814
	120″	3048	6	39	17.6	3.1	**OS10120-16/4**	1297	**OS10120-16/3**	1773	**OS10120-14/3**	1978
	132″	3353	8	42	19.1	3.7	**OS10132-16/4**	1357	**OS10132-16/3**	1885	**OS10132-14/3**	2098
	144″	3658	8	46	20.9	4.2	**OS10144-16/4**	1406	**OS10144-16/3**	1982	**OS10144-14/3**	2201
12″ width *(305mm)*	36″	915	4	16	7.3	0.9	**OS1236-16/4**	827	**OS1236-16/3**	986	**OS1236-14/3**	1095
	48″	1219	4	20	9.0	1.3	**OS1248-16/4**	876	**OS1248-16/3**	1083	**OS1248-14/3**	1202
	60″	1524	4	25	11.3	1.6	**OS1260-16/4**	934	**OS1260-16/3**	1185	**OS1260-14/3**	1316
	72″	1829	4	30	13.6	1.9	**OS1272-16/4**	1001	**OS1272-16/3**	1297	**OS1272-14/3**	1442
	84″	2133	6	35	15.9	2.2	**OS1284-16/4**	1063	**OS1284-16/3**	1401	**OS1284-14/3**	1561
	96″	2438	6	38	17.2	2.5	**OS1296-16/4**	1297	**OS1296-16/3**	1690	**OS1296-14/3**	1881
	108″	2743	6	39	17.6	2.5	**OS12108-16/4**	1378	**OS12108-16/3**	1814	**OS12108-14/3**	2020
	120″	3048	6	40	18.1	3.1	**OS12120-16/4**	1426	**OS12120-16/3**	1908	**OS12120-14/3**	2120
	132″	3353	8	43	19.5	3.7	**OS12132-16/4**	1508	**OS12132-16/3**	2038	**OS12132-14/3**	2266
	144″	3658	8	47	21.3	4.2	**OS12144-16/4**	1555	**OS12144-16/3**	2130	**OS12144-14/3**	2367

Double Deck Overshelves, Non-Adjustable - All welded construction, shipped assembled.

	length		# of	weight		cu	16 gauge, type 430		16 gauge, type 304		14 gauge, type 304	
	in.	mm	legs	lbs.	kg	ft	model #	list	model #	list	model #	list
10″ width *(254mm)*	36″	915	4	31	14.1	8.6	**DOS1036-16/4**	1532	**DOS1036-16/3**	1717	**DOS1036-14/3**	1888
	48″	1219	4	39	17.6	11.4	**DOS1048-16/4**	1582	**DOS1048-16/3**	1805	**DOS1048-14/3**	1988
	60″	1524	4	48	21.8	14.2	**DOS1060-16/4**	1700	**DOS1060-16/3**	1970	**DOS1060-14/3**	2168
	72″	1829	4	59	26.8	17.0	**DOS1072-16/4**	1805	**DOS1072-16/3**	2129	**DOS1072-14/3**	2340
	84″	2134	6	69	31.3	19.8	**DOS1084-16/4**	1911	**DOS1084-16/3**	2281	**DOS1084-14/3**	2509
	96″	2438	6	75	34.0	22.6	**DOS1096-16/4**	2334	**DOS1096-16/3**	2757	**DOS1096-14/3**	3034
	108″	2743	6	77	34.9	25.4	**DOS10108-16/4**	2499	**DOS10108-16/3**	2977	**DOS10108-14/3**	3273
	120″	3048	6	79	35.8	28.2	**DOS10120-16/4**	2551	**DOS10120-16/3**	3073	**DOS10120-14/3**	3377
	132″	3353	8	85	38.6	35.8	**DOS10132-16/4**	2718	**DOS10132-16/3**	3297	**DOS10132-14/3**	3627
	144″	3658	8	92	41.7	41.8	**DOS10144-16/4**	2769	**DOS10144-16/3**	3381	**DOS10144-14/3**	3720
12″ width *(305mm)*	36″	915	4	32	14.5	8.6	**DOS1236-16/4**	1622	**DOS1236-16/3**	1804	**DOS1236-14/3**	2092
	48″	1219	4	40	18.1	11.4	**DOS1248-16/4**	1666	**DOS1248-16/3**	1941	**DOS1248-14/3**	2246
	60″	1524	4	48	21.8	14.2	**DOS1260-16/4**	1798	**DOS1260-16/3**	2085	**DOS1260-14/3**	2417
	72″	1829	4	60	27.2	17.0	**DOS1272-16/4**	1926	**DOS1272-16/3**	2233	**DOS1272-14/3**	2596
	84″	2134	6	70	31.8	19.8	**DOS1284-16/4**	2046	**DOS1284-16/3**	2447	**DOS1284-14/3**	2788
	96″	2438	6	76	34.5	22.6	**DOS1296-16/4**	2487	**DOS1296-16/3**	2898	**DOS1296-14/3**	3092
	108″	2743	6	78	35.4	25.4	**DOS12108-16/4**	2692	**DOS12108-16/3**	3018	**DOS12108-14/3**	3322
	120″	3048	6	80	36.3	28.3	**DOS12120-16/4**	2743	**DOS12120-16/3**	3170	**DOS12120-14/3**	3490
	132″	3353	8	87	39.5	35.9	**DOS12132-16/4**	2944	**DOS12132-16/3**	3524	**DOS12132-14/3**	3877
	144″	3658	8	95	43.1	42.0	**DOS12144-16/4**	2992	**DOS12144-16/3**	3620	**DOS12144-14/3**	3980

100 Industrial Boulevard, Clayton, DE 19938-8903 U.S.A.
Phone: 302-653-3000. Fax: 302-653-2065
http://www.eaglemhc.com

EAGLE MHC Division
Material Handling, Healthcare & Cleanroom Equipment

Extra Undershelves

see spec sheet **EG10.59**



For tables with uni-lok® hat channel frame.

FEATURES:

- For tables with uni-lok® hat channel frame.
- Designed for storage of shorter, smaller items under worktable where only one undershelf might not suffice.
- Available in galvanized or stainless steel.

Note: When ordering an extra or replacement undershelf, please order per the size of your tabletop. Please note the "for table size" column in chart.

(•) MTS *(made to stock)* / ( ) MTO *(made to order)*

	for table size * length		weight		cu	galvanized (adjustable)		stainless steel (adjustable)			
	in.	mm	lbs.	kg	ft	model #	list	model #	list	model #	list
24″ width (610mm)	24″	610	15	6.6	1.6	**2424GADJUS**	241	**2424SADJUS-18/4**	538	**2424SADJUS-18/3**	590
	30″	762	18	8.2	1.9	**2430GADJUS**	287	**2430SADJUS-18/4**	589	**2430SADJUS-18/3**	647
	36″	915	21	9.6	2.3	**2436GADJUS**	294	**2436SADJUS-18/4**	620	**2436SADJUS-18/3**	678
	48″	1219	27	12.2	3.0	**2448GADJUS**	303	**2448SADJUS-18/4**	681	**2448SADJUS-18/3**	746
	60″	1524	33	15.0	3.7	**2460GADJUS**	316	**2460SADJUS-18/4**	767	**2460SADJUS-18/3**	838
	72″	1829	39	17.6	4.5	**2472GADJUS**	320	**2472SADJUS-18/4**	858	**2472SADJUS-18/3**	942
	84″	2134	45	20.4	5.2	**2484GADJUS**	323	**2484SADJUS-18/4**	956	**2484SADJUS-18/3**	1045
	96″	2438	51	23.1	5.9	**2496GADJUS**	343	**2496SADJUS-18/4**	1032	**2496SADJUS-18/3**	1130
	108″	2743	57	25.9	6.6	**24108GADJUS**	356	**24108SADJUS-18/4**	1176	**24108SADJUS-18/3**	1274
	120″	3048	63	28.6	7.3	**24120GADJUS**	383	**24120SADJUS-18/4**	1183	**24120SADJUS-18/3**	1287
	132″	3353	69	31.3	8.1	**24132GADJUS**	428	**24132SADJUS-18/4**	1265	**24132SADJUS-18/3**	1377
	144″	3658	75	34.0	8.8	**24144GADJUS**	472	**24144SADJUS-18/4**	1498	**24144SADJUS-18/3**	1626
30″ width (762mm)	24″	610	17	7.5	1.9	**3024GADJUS**	251	**3024SADJUS-18/4**	628	**3024SADJUS-18/3**	683
	30″	762	21	9.5	2.4	**3030GADJUS**	303	**3030SADJUS-18/4**	674	**3030SADJUS-18/3**	738
	36″	915	24	10.7	2.8	**3036GADJUS**	306	**3036SADJUS-18/4**	714	**3036SADJUS-18/3**	777
	48″	1219	30	13.6	3.7	**3048GADJUS** •	316	**3048SADJUS-18/4**	776	**3048SADJUS-18/3**	853
	60″	1524	36	16.3	4.6	**3060GADJUS** •	323	**3060SADJUS-18/4**	889	**3060SADJUS-18/3**	974
	72″	1829	42	19.1	5.5	**3072GADJUS** •	343	**3072SADJUS-18/4**	995	**3072SADJUS-18/3**	1088
	84″	2134	48	21.8	6.4	**3084GADJUS**	353	**3084SADJUS-18/4**	1101	**3084SADJUS-18/3**	1203
	96″	2438	54	24.5	7.3	**3096GADJUS**	356	**3096SADJUS-18/4**	1224	**3096SADJUS-18/3**	1338
	108″	2743	60	27.2	8.2	**30108GADJUS**	406	**30108SADJUS-18/4**	1352	**30108SADJUS-18/3**	1508
	120″	3048	66	29.9	9.0	**30120GADJUS**	432	**30120SADJUS-18/4**	1502	**30120SADJUS-18/3**	1590
	132″	3353	72	32.7	9.9	**30132GADJUS**	466	**30132SADJUS-18/4**	1662	**30132SADJUS-18/3**	1751
	144″	3658	78	35.4	10.8	**30144GADJUS**	515	**30144SADJUS-18/4**	1802	**30144SADJUS-18/3**	1957

* Undershelves for 30″ *(762mm)* wide tables listed above also fit 36″ *(915mm)* wide tables.

Table Mounted Microwave Shelves NSF

see spec sheet **EG10.25**



FEATURES:

- 16 gauge type 304 stainless steel.
- 24″ x 24″ *(610 x 610mm)* microwave area.
- 16⅝″ *(422mm)* clearance above tabletop.
- Six stainless steel posts.

						Left Side		Right Side		Center				
	length		weight		cu					weight		cu		
	in.	mm	lbs.	kg	ft	model #	list	model #	list	lbs.	kg	ft	model #	list
12″ width (305mm)	60″	1524	30	13.6	1.9	**MOS1260L**	1463	**MOS1260R**	1463	32	14.5	2.1	**MOS1260C**	1659
	72″	1829	35	15.9	2.4	**MOS1272L**	1656	**MOS1272R**	1656	38	17.2	2.6	**MOS1272C**	1853
	84″	2133	40	18.1	3.0	**MOS1284L**	1791	**MOS1284R**	1791	43	19.5	3.2	**MOS1284C**	1985
	96″	2438	45	20.4	3.4	**MOS1296L**	1985	**MOS1296R**	1985	48	21.8	3.7	**MOS1296C**	2067

Drawers

- For stainless steel and hardwood tables.
- Type 430 stainless steel.

Note: To specify drawer assemblies for hardwood tables *(page 199)*, you must order model #605500 mounting kit *(at no additional charge)* along with drawer selected.

To specify drawer assemblies for custom equipment *(fabricated through SpecFAB®)* which requires angle frame construction, you must order model #605499 *(at no additional charge)* mounting kit along with drawer selected.

Drawer Capacity Per Table

Drawers can be centered, left or right.
Holes are predrilled for 20″ x 20″ drawers only.

table length in.	table length mm	15″ x 20″ (381 x 508mm) drawer capacity per table	20″ x 20″ (508 x 508mm) drawer capacity per table
24″	610	0	0
30″	762	1 centered	0
36″	914	1 centered	1 centered
48″	1219	1 centered; or 1 left & 1 right	1 centered
60″	1524	1 centered; or 1 left & 1 right	1 centered; or 1 left & 1 right
72″	1829	3 *(1 centered, 1 left, 1 right)*	1 centered; or 1 left & 1 right
84″	2134	4	1 centered; or 1 left & 1 right
96″	2438	4 *(2 left, 2 right)*	2 *(1 left, 1 right)*
108″	2743	4 *(2 left, 2 right)*	4 *(2 left, 2 right)*
120″	3048	4 *(2 left, 2 right)*	4 *(2 left, 2 right)*
132″	3353	6 *(3 left, 3 right)*	4 *(2 left, 2 right)*
144″	3658	6 *(3 left, 3 right)*	4 *(2 left, 2 right)*

Drawers with Polymer Slides

see spec sheet **EG10.13A**

Weight Capacity up to 20 lbs.



Note: For use on standard worktables only, not for equipment using angle frame construction.

No locks are available for these drawers.

FEATURES:

- ½″ *(13mm)* thick polycarbonate grooved friction slides.
- To specify drawer assemblies for tabletops with box marine edge, you must order one of the following based on the table width, along with drawer selected:
  - #611383 for 24″-wide tables
  - #611384 for 30″-wide tables
  - For tables 36″ and wider, consult factory.

(•) MTS *(made to stock)* / ( ) MTO *(made to order)*

width x length x height in.	width x length x height mm	cu ft	For ALL 24″ STANDARD tables: weight lbs.	weight kg	model #	list	For ALL 30″ & 36″ STANDARD tables: weight lbs.	weight kg	model #	list	For 36″ tables with FRAMING specified AT 30⅛″ CENTER LINES: weight lbs.	weight kg	model #	list
20″ x 15″ x 5″	508 x 381 x 127	1.4	13	5.8	**502976*** •	242	13	5.8	**503007*** •	242	13	5.8	**503011***	242
20″ x 20″ x 5″	508 x 508 x 127	1.4	13	5.8	**502975**** •	287	13	5.8	**503006** •	287	13	5.8	**503010**	287

* Tables must be field drilled for mounting; ** #502975 will protrude past tabletop width.

Drawers with Pull Flange

see spec sheet **EG10.13A**

FEATURES:

- Includes full-extension zinc-plated steel slides with rubber stops.

Note: No locks are available for these drawers.

(•) MTS *(made to stock)* / ( ) MTO *(made to order)*



width x length x height in.	width x length x height mm	weight lbs.	weight kg	cubic feet	model #	list
20″ x 15″ x 5″	508 x 381 x 127	13	5.8	1.4	**502941*** •	330
20″ x 20″ x 5″	508 x 508 x 127	13	5.8	1.4	**500772** •	381

* Tables must be field drilled for mounting.

100 Industrial Boulevard, Clayton, DE 19938-8903 U.S.A.
Phone: 302-653-3000. Fax: 302-653-2065
http://www.eaglemhc.com

EAGLE MHC Division
Material Handling, Healthcare & Cleanroom Equipment

Drawers with Pull Flange & Full Front

see spec sheet **EG10.13A**



FEATURES:

- Includes full-extension zinc-plated steel slides with rubber stops.
- Hemmed safety pull handle.

Note: No locks are available for these drawers.

(•) MTS *(made to stock)* / ( ) MTO *(made to order)*

width x length x height in.	width x length x height mm	weight lbs.	weight kg	cubic feet	model #	list
20˝ x 15˝ x 5˝	508 x 381 x 127	25	11.3	3.0	**502942** *•	491
20˝ x 20˝ x 5˝	508 x 508 x 127	25	11.3	3.0	**501571** •	537

* Tables must be field drilled for mounting.

Tier Drawers - Regular

see spec sheet **EG10.13B**



tier drawer



tier drawer with legs

FEATURES:

- Heavy gauge type 430 stainless steel cabinet with three roller-track drawers.
- With or without legs.
- Guides.
- Full-extension zinc-plated steel slides.
- Stainless steel drawer.
- Hemmed safety pull handle on each drawer.

Note: All shipping weights and cubic feet are approximate.

(•) MTS *(made to stock)* / ( ) MTO *(made to order)*

width x length x height inches	width x length x height mm	description	weight lbs.	weight kg	cubic feet	model #	list
22½˝ x 24˝ x 22˝	572 x 610 x 559	3 drawers, nylon feet	75	34.0	9.8	**TD3** •	3300
22½˝ x 24˝ x 34½˝	572 x 610 x 876	3 drawers, with legs	78	35.4	9.8	**TD3L**	3726

NSF-Approved Tier Drawers NSF

see spec sheet **EG10.13B**



removable NSF drawer slide

model #NTD3L with NSF-certified drawer

FEATURES:

- Utilizes totally removable drawer slides certified by the National Sanitation Foundation.
- Otherwise, design and features are the same as tier drawers mentioned above.
- Hemmed safety pull handle on each drawer.

Notes: These drawers can be integrated into a table. **Model #NTD3I. $4538 list.**

Optional Pan Replacement available. **Model #608120. $172 list.**

width x length x height inches	width x length x height mm	description	weight lbs.	weight kg	cubic feet	model #	list
22½˝ x 24˝ x 22˝	572 x 610 x 559	3 drawers, nylon feet	75	34.0	9.8	**NTD3**	3535
22½˝ x 24˝ x 34½˝	572 x 610 x 876	3 drawers, with legs	78	35.4	9.8	**NTD3L**	3730

Drawer Assemblies

see spec sheet **EG10.13B**



enclosed drawer assembly



SPEC-MASTER® heavy duty drawer assembly

For Stainless Steel and Hardwood Tables!

FEATURES:

- Removable drawer pan.

Note: All shipping weights and cubic feet are approximate.

Lock available. **$191 list**. To order, add suffix **"-L"**. **Example: 502972-L.**

To determine number of drawers per table, see chart on page 212.

(•) MTS *(made to stock)* / ( ) MTO *(made to order)*

width x length x height (drawer pan only)		cu	Enclosed Assemblies (NSF) — Type 430 stainless steel, front with hemmed safety pull handle, and full-extension stainless steel slides.						SPEC-MASTER® Heavy Duty Assemblies (NSF) — Type 304 stainless steel, insulated front and self-closing drawer slides that fully extend from housing. ***THESE ASSEMBLIES ARE STACKABLE!!***					
			weight				OPTIONAL PAN REPLACEMENT		weight				OPTIONAL PAN REPLACEMENT	
in.	mm	ft	lbs.	kg	model #	list	model #	list	lbs.	kg	model #	list	model #	list
20″ x 15″ x 5″	508 x 381 x 127	3.0	35	15.9	**502943** * •	938	**608115**	259	40	18.1	**502972** *•	1515	**608117**	316
20″ x 20″ x 5″	508 x 508 x 127	3.0	35	15.9	**501572** •	975	**608116**	273	40	18.1	**502971** •	1568	**606826**	326

* Tables must be field drilled for mounting.

Drawer Assemblies With NSF-Approved Slides (NSF)

see spec sheet **EG10.13B**



removable NSF drawer slide



#502946 or 502947 drawer assembly

FEATURES:

- Type 430 stainless steel.
- Utilizes a totally removable drawer slide, making it easy to clean for complete sanitation.
- Requires no tools.
- All-stainless steel housing, frame, drawer front complete with full-length front pull flange, and removable drawer pan with large radius corners.
- Hemmed safety pull handle.

Note: To determine number of drawers per table, see chart on page 212. Optional lock available. **$201 list**. To order, add suffix **"-L"**. **Example: 502946-L.**

(•) MTS *(made to stock)* / ( ) MTO *(made to order)*

width x length x height (drawer pan only)		weight		cubic			OPTIONAL PAN REPLACEMENT	
in.	mm	lbs.	kg	feet	model #	list	model #	list
20″ x 15″ x 5″	508 x 381 x 127	35	15.9	3.0	**502947** * •	966	**608115**	259
20″ x 20″ x 5″	508 x 508 x 127	35	15.9	3.0	**502946** •	1012	**608116**	259

* Tables must be field drilled for mounting.

100 Industrial Boulevard, Clayton, DE 19938-8903 U.S.A.
Phone: 302-653-3000. Fax: 302-653-2065
http://www.eaglemhc.com

EAGLE MHC Division
Material Handling, Healthcare & Cleanroom Equipment

Polymer Drawers

see spec sheet **EG10.13A**

FEATURES:

- Made of heavy gauge polymer.
- With pull flange and built-in drawer stop.



width x length x depth in.	width x length x depth mm	weight lbs.	weight kg	cubic feet	model #	list
13⅞″ x 19″ x 3″	352 x 483 x 76	9	4.1	1.4	**502948**	389
13⅞″ x 19″ x 6″	352 x 483 x 152	13	5.8	3.0	**502949**	467
13⅞″ x 19″ x 9″	352 x 483 x 229	18	8.2	4.5	**502950**	567

Drawer Kits for All Stainless Steel Worktables

see spec sheet **EG10.13A**

description	add * suffix #	add to list
enclosed assembly *(#501572)* with 20″ x 20″ x 5″ *(508 x 508 x 127mm)* drawer pan	**-D1**	975
20″ x 20″ x 5″ *(508 x 508 x 127mm)* drawer with pull flange and full front *(#501571)*	**-D2**	537
20″ x 20″ x 5″ *(508 x 508 x 127mm)* drawer with pull flange *(#500772)*	**-D3**	381

* Example: **T3060SB-D3**

Stainless Steel Caster Cradle®

see product announcement **EG8108M**

FEATURES:

- The only caster stabilizing device with a patented uniform circular design (patent #US 8,678,335 B2) that allows for approach from any angle.
- Units are secured to the floor where the casters are to be centered.



PATENTED! *(patent #US 8,678,335 B2)*

description	model #	list/pkg
quantity of 2 per package	**CC-S-2**	120
quantity of 10 per package	**CC-S-10**	477
quantity of 60 per package	**CC-S-60**	2675

The Benefits of Broadline Manufacturing from EAGLE.

Call Your EAGLE GROUP Representative Now To Place Your Order.

Table Mounted Utility Tool Racks

see spec sheet EG10.12



FEATURES:

- Furnished with 1⅝″ *(41mm)* stainless steel tubular supports extending through table top and fastened securely to adjustable undershelf.
- Racks are triple-bar type made of 3⁄16″ x 2″ *(5 x 51mm)*, aluminum or type 304 stainless steel bars bolted together and fitted with one two-prong sliding hook per foot.

NOTE: All shipping weights and cubic feet are approximate. Worktables with Utility Tool Rack not recommended for use with casters.

(•) MTS *(made to stock)* / ( ) MTO *(made to order)*

fits table length		rack length		Aluminum weight		cu			Stainless Steel weight		cu		
in.	mm	in.	mm	lbs.	kg	ft	model #	list	lbs.	kg	ft	model #	list
36″	914	28″	711	38	17.2	1.7	**TM36APR**	1252	50	22.7	1.7	**TM36PR**	1497
48″	1219	40″	1016	42	19.1	1.9	**TM48APR**	1303	57	25.9	1.9	**TM48PR**	1582
60″	1524	52″	1321	46	20.9	1.9	**TM60APR**	1346	64	29.0	1.9	**TM60PR**	1666
72″	1829	64″	1626	50	22.7	1.9	**TM72APR**	1410	70	31.8	1.9	**TM72PR** •	1754
84″	2134	76″	1930	54	24.5	1.9	**TM84APR**	1681	77	34.9	1.9	**TM84PR**	2072
96″	2438	88″	2235	58	26.3	2.1	**TM96APR**	1733	83	37.6	2.1	**TM96PR**	2158
108″	2743	100″	2540	62	28.1	2.3	**TM108APR***	2102	89	40.4	2.3	**TM108PR***	2610
120″	3048	112″	2845	66	29.9	2.5	**TM120APR***	2166	95	43.1	2.5	**TM120PR***	2718
132″	3353	124″	3150	71	32.2	2.8	**TM132APR***	2229	102	46.3	2.8	**TM132PR***	2855
144″	3658	136″	3454	76	34.5	3.1	**TM144APR***	2304	109	49.4	3.1	**TM144PR***	2908

* These racks include center tubular support.

Optional Adjustable Shelves for Table Mounted Pan/Pot Racks

12″ *(305mm)* wide. 16 gauge, type 304 stainless steel.



optional adjustable shelf for table mounted pot/pan racks

shelf length		weight		cubic		
in.	mm	lbs.	kg	feet	model #	list
36″	914	16	7.3	0.9	**TM36PRS**	610
48″	1219	20	9.0	1.3	**TM48PRS**	659
60″	1524	25	11.3	1.6	**TM60PRS**	708
72″	1829	30	13.6	1.9	**TM72PRS**	761
84″	2134	35	15.9	2.2	**TM84PRS**	817
96″	2438	39	17.6	2.5	**TM96PRS**	905
108″	2743	41	18.6	3.1	**TM108PRS**	2261
120″	3048	45	20.4	3.6	**TM120PRS**	2284
132″	3353	49	22.2	4.1	**TM132PRS**	2385
144″	3658	53	24.0	4.7	**TM144PRS**	2412

Single Bar Pot Racks

see spec sheet EG10.06

	length		ALUMINUM weight				STAINLESS STEEL weight			
	in.	mm	lbs.	kg	model #	list	lbs.	kg	model #	list
8½″ width *(216mm)*	24″	610	5	2.3	**SBPR-24-A**	213	9	4.1	**SBPR-24-S**	287
	36″	915	6	2.7	**SBPR-36-A**	324	12	5.4	**SBPR-36-S**	406
	48″	1219	7	3.2	**SBPR-48-A**	344	15	6.8	**SBPR-48-S**	456
	60″	1524	9	4.1	**SBPR-60-A**	370	18	8.2	**SBPR-60-S**	504
	72″	1829	11	5.0	**SBPR-72-A**	511	21	9.5	**SBPR-72-S**	659
	84″	2134	13	5.9	**SBPR-84-A**	530	25	11.3	**SBPR-84-S**	703
	96″	2438	15	6.8	**SBPR-96-A**	661	29	13.2	**SBPR-96-S**	851
	108″	2743	17	7.7	**SBPR-108-A**	708	34	15.4	**SBPR-108-S**	919
	120″	3048	20	9.0	**SBPR-120-A**	728	39	17.6	**SBPR-120-S**	965

* For overall lengths, add 5-1/8″ *(130mm)*.

FEATURES:

- Flat 3⁄16″ *(5mm)*-thick, 2″ *(51mm)*-wide solid bar.
- 24″ *(610mm)* racks are one-piece, all others come with support brackets.
- Includes one two-prong hook per foot.

(•) MTS *(made to stock)* / ( ) MTO *(made to order)*



single bar utility rack



utility hook

Additional Hook for Single Bar Utility Racks

- Stainless steel.

weight		cu		list
lbs.	kg	ft	model #	ea.
0.2	0.1	0.1	**300696** •	37

100 Industrial Boulevard, Clayton, DE 19938-8903 U.S.A.
Phone: 302-653-3000. Fax: 302-653-2065
http://www.eaglemhc.com

EAGLE MHC Division
Material Handling, Healthcare & Cleanroom Equipment

Ceiling Mounted Utility Tool Racks

see spec sheet **EG10.12**



FEATURES:

- Furnished with chain hangers for ceiling suspension.
- Racks are triple-bar type made of 3/16″ x 2″ *(5 x 51mm)*, aluminum or type 304 stainless steel bars bolted together, and fitted with one two-prong sliding hook per foot.

Note: All shipping weights and cubic feet are approximate.

(•) MTS *(made to stock)* / ( ) MTO *(made to order)*

		Aluminum					Stainless Steel				
rack length		weight		cu			weight		cu		
in.	mm	lbs.	kg	ft	model #	list	lbs.	kg	ft	model #	list
28″	711	28	12.7	0.7	**CM36APR**	1009	41	18.6	0.7	**CM36PR**	1287
40″	1016	32	14.5	0.9	**CM48APR** •	1058	48	21.8	0.9	**CM48PR** •	1345
52″	1321	36	16.3	1.2	**CM60APR** •	1106	54	24.5	1.2	**CM60PR** •	1435
64″	1626	40	18.1	1.6	**CM72APR** •	1170	60	27.2	1.6	**CM72PR** •	1520
76″	1930	44	20.0	1.9	**CM84APR**	1446	67	30.4	1.8	**CM84PR**	1849
88″	2235	48	21.8	2.1	**CM96APR**	1492	74	33.6	2.1	**CM96PR**	1930
100″	2540	53	24.0	2.5	**CM108APR**	1745	81	36.7	2.5	**CM108PR**	2430
112″	2845	58	26.3	2.9	**CM120APR**	1767	87	39.5	2.9	**CM120PR**	2565
124″	3150	63	28.6	3.3	**CM132APR**	1859	94	42.6	3.3	**CM132PR**	2600
136″	3454	68	30.8	3.7	**CM144APR**	1898	101	45.8	3.7	**CM144PR**	2966

Wall Mounted Utility Tool Racks

see spec sheet **EG10.12**



FEATURES:

- Racks are double-bar type made of 3/16″ x 2″ *(5 x 51mm)*, aluminum or type 304 stainless steel bars bolted together, and fitted with one two-prong sliding hook per foot.
- Stainless steel brackets.

(•) MTS *(made to stock)* / ( ) MTO *(made to order)*

		Aluminum					Stainless Steel				
rack length		weight		cu			weight		cu		
in.	mm	lbs.	kg	ft	model #	list	lbs.	kg	ft	model #	list
36″	914	13	5.8	1.0	**WM36APR** •	363	18	8.2	1.0	**WM36PR** •	420
48″	1219	15	6.8	1.2	**WM48APR** •	381	22	10.0	1.2	**WM48PR** •	508
60″	1524	17	7.7	1.4	**WM60APR** •	433	26	11.8	1.4	**WM60PR** •	541
72″	1829	19	8.6	1.8	**WM72APR** •	556	29	13.2	1.8	**WM72PR** •	687
84″	2134	21	9.5	2.0	**WM84APR** •	584	33	15.0	2.0	**WM84PR** •	747
96″	2438	23	10.4	2.3	**WM96APR** •	717	37	16.8	2.3	**WM96PR** •	1059
108″	2743	25	11.3	2.6	**WM108APR**	867	41	18.6	2.6	**WM108PR**	1189
120″	3048	28	12.7	2.9	**WM120APR**	877	45	20.4	2.9	**WM120PR**	1260
132″	3353	31	14.1	3.2	**WM132APR**	1015	50	22.7	3.3	**WM132PR**	1277
144″	3658	34	15.4	3.5	**WM144APR**	1090	55	24.9	3.5	**WM144PR**	1608

Corner Guards

see spec sheet **EG10.14**

- Adheres to corner of adjacent wall(s).
- Heavy gauge stainless steel.
- Adhesive tape backing.



	2″ x 2″ Inner Corner Guards		2″ x 2″ Outer Corner Guards	
height in.	mm	model #	list	model #	list
36″	914	**CG-I-36**	144	**CG-O-36**	144
48″	1219	**CG-I-48**	171	**CG-O-48**	171
60″	1524	**CG-I-60**	195	**CG-O-60**	195
72″	1829	**CG-I-72**	214	**CG-O-72**	214

- Options / Accessories / Replacements -

see spec sheet **EG10.50**

Please allow six to eight weeks shipping cycle for custom fabrication after receipt of approved drawings.
Add 10% upcharge to expedite 4-week shipping cycle.

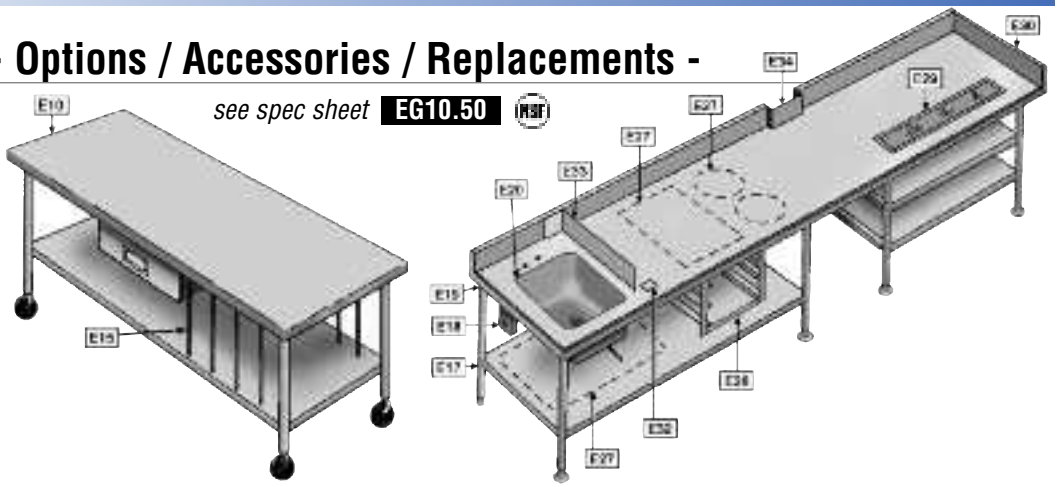

model #	description	unit	list
E10	Square edge table - front and/or rear	per table	289
E11	Marine counter edge	per table	622
E12	"V" type marine edge	per table	622
E13	Bullnose edge	per table	590
E15	Vertical tray dividers - 4-section assembly, 3″ on centers	each	919
300698	Casters - 4″ *(102mm)*-diameter with brake	each	141
300699	Casters - 4″ *(102mm)*-diameter without brake	each	134
317635	Casters - 5″ *(127mm)*-diameter with brake	each	184
317636	Casters - 5″ *(127mm)*-diameter without brake	each	184
313835	Stainless steel flanged bullet feet	each	37
300692	Bullet feet - stainless steel	each	25
301036	Bullet feet - white metal	each	13
300293	Bullet feet - plastic	each	2
E17	Special height legs	per table	217
E18 *	Duplex receptacle and mounting plate (under table)	each	544
E18.1 *	Duplex receptacle in splash (requires at least 6″-high splash)	each	525
E18.2 *	Pedestal duplex receptacle (top of table or overshelf)	each	608
E19	Stainless steel gussets	each	46
	Sinks — complete with faucet and basket drain (Specify location)		
E20	- 10″ x 14″ x 9.5″ bowl *(254 x 356 x 241mm)*	each	1468
E21	- 14″ x 16″ x 9.5″ bowl *(356 x 406 x 241mm)*	each	1541
E22 **	- 16″ x 20″ x 8″ bowl *(406 x 508 x 203mm)*	each	1643
E23 **	- 16″ x 20″ x 14″ bowl *(406 x 508 x 356mm)*	each	1824
E24 **	- 18″ x 20″ x 14″ bowl *(457 x 508 x 356mm)*	each	1998
E24A **	- 20″ x 20″ x 14″ *(508 x 508 x 356mm)*	each	2013
E25	- 24″ x 24″ x 14″ *(610 x 610 x 356mm)* for 36″ (914mm)-wide tables	each	2723
313304	T&S faucet upgrade - deck mount 4″ *(102mm)* centers	each	815

* For GFI receptacle, add "**-GFI**" to E number (example: E18.1-**GFI**) and $55 to list price.
** These sink bowls will not fit in a table any less than 30″ *(762mm)* wide.
*** Optional twist drain brackets available for use with twist handle drains.
**** Applicable to wall mount shelves and pot racks.

model #	description	unit	list
300720	Lever drains - 1.5″ I.P.S. *(38mm)*	each	316
300721	Lever drains - 2″ I.P.S. *(51mm)*	each	316
300722	Lever drains - 2″ I.P.S. *(51mm)* with overflow	each	648
341189 ***	Twist handle drains - 1.5″ I.P.S. *(38mm)*	each	332
336002 ***	Twist handle drains - 2″ I.P.S. *(51mm)*	each	332
341190 ***	Twist handle drains - 2″ I.P.S. *(51mm)* with overflow	each	753
E27	Top cutout - square or round (Specify location)	each	389
E28	Angle slides for pans, up to six pairs Specify location and pan size.	set	808
E29	Urn trough, 4.5″ wide x 1.25″ deep *(114 x 32mm)* with 1.5″ *(38mm)* drain, complete with louvered grate. (Length must be maximum of 6″ shorter than table. Specify location.)	lin. ft	197
E30	End splash — per end (Specify end), all heights	each	425
E31	1.5″ *(38mm)* rear upturn for undershelf	table	171
E32	Can opener hole with under table support (Specify location)		276
E33	Sink splashes — single thickness 4″ tall *(102mm)*	each	437
E34	Column cutout (Send floor plan/sketch)	each	906

NOT PICTURED

model #	description	unit	list
606329	Scrap chute, 6″ *(152mm)*-diameter	each	304
606331	Knife rack (fits rolled rim, poly, and square edge tables)	each	445
E35	16 gauge s/s apron in front of sinks or cutouts	lin. ft	214
E36	Fully welded - top, undershelf & legs	each	686
E36A	Welded base only - undershelf & legs	each	460
E37	NSF sprayed-on sound deadening up to 12′ *(3658mm)*	table	926
E37A	- for each additional foot	lin. ft	73
E38-6**	Cantilever mount up to 6′ *(1829mm)* - add to wall shelf price	each	538
E38-12**	Cantilever mount up to 12′ *(3658mm)* - add to wall shelf price	each	805
E39	Enclosed backsplash	lin. ft	115

Optional Sinks Built Into Tables – Standard Locations

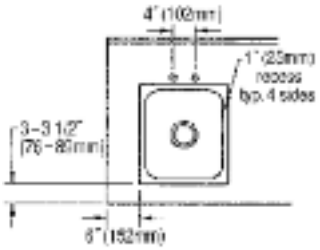

sink on left/right side of table

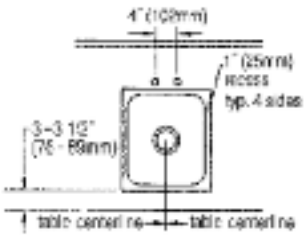

sink on center of table

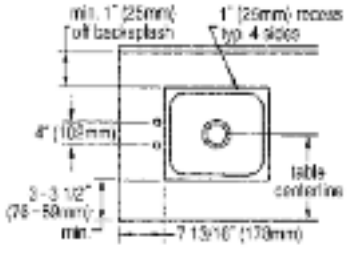

sink with faucet on end of table

Optional Table Edges

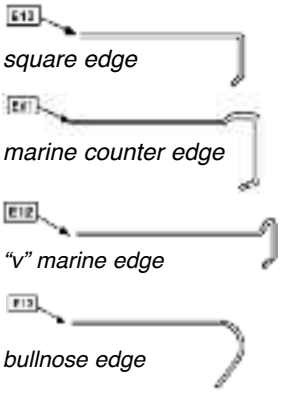

100 Industrial Boulevard, Clayton, DE 19938-8903 U.S.A.
Phone: 302-653-3000. Fax: 302-653-2065
http://www.eaglemhc.com

EAGLE MHC Division
Material Handling, Healthcare & Cleanroom Equipment

NOTES

NOTES

100 Industrial Boulevard, Clayton, DE 19938-8903 U.S.A.
Phone: 302-653-3000. Fax: 302-653-2065
http://www.eaglemhc.com

Accessories/Replacements
Hand Sinks 233-236
All Other Sinks 237, 242, 259-261

Custom Options 259

412, 414, and 314 Series Sinks
One-Compartment 238
Two-Compartment 239
Three-Compartment 240
Four-Compartment 241

Cool Trough® Water Tempering Systems 264-265
Portable Cool Trough® 267

Counter Drop-In Sinks 254-256

Floor Drains/Troughs.....262-26

Hand Sinks.....222-236
Accessories 233-236
Electronic.....225-226
HFL-5000 Touchless Handwashing System.....222
Physically Challenged / ADA.....229
With Waste Receptacle 232

Seamless Welded-In Sinks 257-259

SPEC-MASTER® Heavy Duty Sinks
One-Compartment FN Series 243
Two-Compartment FN Series 244
Three-Compartment FN Series 245
Four-Compartment FN Series 246
FFN Series Flush Front 249
Specialty Use/Parts Cleaning.....251

Specialty Sinks
314 Series Corner 250
310 / 312 Series Specialty Use.....251
Lavatory 236
Mop Sink Storage Cabinets 253
Mop Sinks.....252

Utility Sinks 247-249

EAGLE HAND SINKS WITH MICROGARD® Antimicrobial Protection.



NOW HERE'S A GREAT IDEA:
Making your handwashing stations more convenient and accessible by integrating them into your work sequence. What better way to attain more frequent handwashing.

Let the industry's clean leader help by giving you the widest range of hand sink choices – many available with exclusive MICROGARD® Antimicrobial Protection. More models, configurations and accessories mean more design options for you... so you'll have more efficient work areas, along with improved hygiene.

For all the details on how EAGLE hand sinks add up to better sanitation, **visit www.eaglegrp.com.**

Stainless Steel Fabricated Sinks (NSF)

see spec sheets **EG20.14** **EG20.15**

FEATURES:

- 14˝-deep *(356mm)* bowls with ¾˝ *(19mm)* radius corners.
- 8˝ *(203mm)*-high backsplash with ¾˝ *(19mm)* upturn and tile edge.

20˝ x 20˝ (508 x 508mm) bowls *(except where noted*)*



S14-20-3-18-SL



S16-20-3-18

	drainboard length			overall length		**S14 Series** Stainless steel legs, crossbracing, gussets and bullet feet. 14 gauge type 304 stainless steel construction		**S16 Series** Galvanized legs, crossbracing and gussets, and plastic bullet feet. 16 gauge type 304 stainless steel construction	
# of bowls	in.	mm	# of drbds	in.	mm	model #	list	model #	list
1	n/a		0	29˝	737	**S14-20-1-SL**	2202	**S16-20-1**	1940
2	18˝	457	1	67½˝	1715	**S14-20-2-18R-SL**	3828	**S16-20-2-18R**	3370
	18˝	457	1	67½˝	1715	**S14-20-2-18L-SL**	3828	**S16-20-2-18L**	3370
	18˝	457	2	81˝	2057	**S14-20-2-18-SL**	4027	**S16-20-2-18**	3546
3	18˝	457	1	89½˝	2273	**S14-20-3-18R-SL**	5049	**S16-20-3-18R**	4442
	18˝	457	1	89½˝	2273	**S14-20-3-18L-SL**	5049	**S16-20-3-18L**	4442
	18˝	457	2	103˝	2616	**S14-20-3-18-SL**	5314	**S16-20-3-18**	4675
	24˝	610	1	95½˝	2426	**S14-20-3-24R-SL**	5265	**S16-20-3-24R**	4633
	24˝	610	1	95½˝	2426	**S14-20-3-24L-SL**	5265	**S16-20-3-24L**	4633
	24˝	610	2	115˝	2921	**S14-20-3-24-SL**	5544	**S16-20-3-24**	4876
3	18˝	457	2	103˝	2616	**S14-28-3-18-SL** *	6730	**S16-28-3-18** *	5917

* #S14-28-3-18-SL and #S16-28-3-18 sinks feature 28˝-wide x 20˝-long *(711 x 508mm)* sink bowls and two sets of faucet holes.

HFL-5000 Touch-Free Handwashing Systems

see spec sheet **EG20.55**

- EAGLE hand sink with MICROGARD® antimicrobial protection.
- Automated paper towel dispenser. EAGLE part #384796.
- Splash-mount gooseneck faucet, with electronic eye sensor. Eagle part #384969 or EAGLE part #369865.
- Hand sanitizing dispenser. EAGLE part #377455.
- Hand soap dispenser. EAGLE part #377456.
- Glove rack with single service gloves. EAGLE part #352855.
- Soft bristle white nail brush. EAGLE part #348602

Refer to specification sheet for full component details and specifications.



description of hand sink included	model #	list
with waste receptacle	**HFL-5000**	5712
with skirt *(no waste receptacle)*	**HFL-5000-S**	5092
with waste receptacle and end splashes	**HFL-5000-LRS**	6051

Optional MICROGARD®* for Hand Sinks!

(See pages 223-232 for applicable hand sinks.)

- MICROGARD® is an antimicrobial agent which contains built-in protection to retard the growth of a broad range of bacteria, mold and mildew on the surface that cause stains, odors and degradation.
- MICROGARD® combines inorganic antimicrobial silver ions with a patented delivery system. The patented delivery system triggers the release of silver ions which react with bacteria in three ways:
  1) Suffocates the cell.
  2) Stops the cell reproduction system.
  3) Stops the cell from growing.
- MICROGARD® is a second line of defense. In keeping with good hygiene practices, clean this product as usual. The protection will not wash out, while organic bactericides may.**
- MICROGARD® is applied onto top and underside of sink deck, backsplash, and inside & outside of sink bowl *(excludes faucets, drains, towel/soap dispensers, waste receptacle, skirt, pedal valves, and nail brush holder).*

* MICROGARD® does not protect users or others against bacteria, viruses, germs or other disease organisms. Always clean this product thoroughly after each use.

** **Note:** To clean, use mild soap and water, rinse, and wipe entire surface dry. Soft non-abrasive cleaners may be used when necessary. Strong abrasive cleaners will scratch and dull the surface.

100 Industrial Boulevard, Clayton, DE 19938-8903 U.S.A.
Phone: 800-637-5100 or 302-653-3000. Fax: 302-653-2065
http://www.eaglegrp.com

EAGLE MHC Division
Material Handling, Healthcare & Cleanroom Equipment

Traditional Hand Sinks (NSF)

see spec sheet **EG20.40**

MICROGARD®
an antimicrobial agent which contains built-in protection to retard the growth of a broad range of bacteria, mold and mildew that causes stains, odors and degradation.

FEATURES:

- All sinks are wall mountable.
- Deep-drawn seamless design.
- Positive drain, included on all models.
- All type 304 stainless steel.
- Splash mount gooseneck faucet included on all models except HSA-10.

(•) MTS *(made to stock)* / ( ) MTO *(made to order)*

Cleanest sinks in the industry!

HSA-10* • list: 696



bowl size:	9¾″ x 13½″ x 6¾″ *(248 x 343 x 173mm)*
overall size:	14¾″ x 18⅞″ x 12¾″ *(376 x 480 x 324mm)*
weight:	10 lbs. *(4.5 kg)*
cubic feet:	3.0
includes:	4″ *(102mm)* centerline faucet holes, basket drain.

MICROGARD® available:
To order, add suffix **"-MG"** to model # / **add $158** to list price.

HSA-10-FAW • list: 1096



bowl size:	9¾″ x 13½″ x 6¾″ *(248 x 343 x 173mm)*
overall size:	14¾″ x 18⅞″ x 12¾″ *(376 x 480 x 324mm)*
weight:	14 lbs. *(6.4 kg)*
cubic feet:	2.8
includes:	Faucet with wrist handles, p-trap, tail piece, basket drain.

MICROGARD® available:
To order, add suffix **"-MG"** to model # / **add $158** to list price.

HSA-10-F • list: 815



bowl size:	9¾″ x 13½″ x 6¾″ *(248 x 343 x 173mm)*
overall size:	14¾″ x 18⅞″ x 12¾″ *(376 x 480 x 324mm)*
weight:	12 lbs. *(5.2 kg)*
cubic feet:	2.8
includes:	Faucet, basket drain.

MICROGARD® available:
To order, add suffix **"-MG"** to model # / **add $158** to list price.

HSA-10-FL • list: 1167



bowl size:	10″ x 14″ x 5″ *(254 x 356 x 127mm)*
overall size:	14¾″ x 18⅞″ x 12½″ *(376 x 480 x 318mm)*
weight:	15 lbs. *(6.6 kg)*
cubic feet:	3.0
includes:	Faucet, polymer lever drain.

HSA-10-FA • list: 860



bowl size:	9¾″ x 13½″ x 6¾″ *(248 x 343 x 173mm)*
overall size:	14¾″ x 18⅞″ x 12¾″ *(376 x 480 x 324mm)*
weight:	14 lbs. *(6.4 kg)*
cubic feet:	3.0
includes:	Faucet, p-trap, tail piece, basket drain.

MICROGARD® available:
To order, add suffix **"-MG"** to model # / **add $158** to list price.

HSA-10-FO • list: 967



bowl size:	10″ x 14″ x 5″ *(254 x 356 x 127mm)*
overall size:	14¾″ x 18⅞″ x 12½″ *(376 x 480 x 318mm)*
weight:	13 lbs. *(5.6 kg)*
cubic feet:	3.0
includes:	Faucet, polymer lever drain w/overflow.

* To order hand sink with no faucet holes, add suffix **"-NH"** to model number **(example: HSA-10-NH). $202 upcharge.**

Hand Sinks with Standard Towel Dispenser and/or Soap Dispenser NSF

see spec sheets **EG20.05** **EG20.41**

MICROGARD®
an antimicrobial agent which contains built-in protection to retard the growth of a broad range of bacteria, mold and mildew that causes stains, odors and degradation.

FEATURES:

- Deep-drawn positive drain and splash mount gooseneck faucet included on all models.
- All 304 series stainless steel, including towel dispenser.
- Soap dispenser on all models holds 16 ounces.
- Towel dispenser holds 4″ x 10″ *(102 x 254mm)* C-fold disposable paper towels.

HSA-10-FDP — list: 1716



bowl size:	9¾″ x 13½″ x 6¾″ *(248 x 343 x 173mm)*
overall size:	14¾″ x 19¼″ x 28¼″ *(376 x 489 x 718mm)*
weight:	29 lbs. *(13.2 kg)*
cubic feet:	6.2
includes:	Faucet, towel dispenser, soap dispenser, basket drain.

MICROGARD® available:
To order, add suffix **"-MG"** to model # / **add $158** to list price.

HSA-10-FODP — list: 2105



bowl size:	10″ x 14″ x 5″ *(254 x 356 x 127mm)*
overall size:	14¾″ x 19¼″ x 28″ *(376 x 489 x 711mm)*
weight:	30 lbs. *(13.6 kg)*
cubic feet:	6.2
includes:	Faucet, towel dispenser, soap dispenser, polymer lever drain w/overflow.

HSA-10-FDPS — list: 2619



bowl size:	9¾″ x 13½″ x 6¾″ *(248 x 343 x 173mm)*
overall size:	14¾″ x 19¼″ x 30″ *(376 x 489 x 762mm)*
weight:	29 lbs. *(13.2 kg)*
cubic feet:	6.2
includes:	Faucet, towel dispenser, soap dispenser, skirt, basket drain.

MICROGARD® available:
To order, add suffix **"-MG"** to model # / **add $158** to list price.

HSA-10-F-DS* — list: 1072



(See page 231 for #HSAN-10-F-DS)

bowl size:	9¾″ x 13½″ x 6½″ *(248 x 343 x 165mm)*
overall size:	14 13⁄16″ x 18⅞″ x 12¾″ *(376 x 480 x 324mm)*
weight:	12 lbs. *(5.2 kg)*
cubic feet:	2.8
includes:	Faucet, 16-oz deck-mt soap dispenser, basket drain.

MICROGARD® available:
To order, add suffix **"-MG"** to model # / **add $158** to list price.

HSA-10-FLDP — list: 2060



bowl size:	10″ x 14″ x 5″ *(254 x 356 x 127mm)*
overall size:	14¾″ x 19¼″ x 28″ *(376 x 489 x 711mm)*
weight:	32 lbs. *(14.5 kg)*
cubic feet:	6.2
includes:	Faucet, towel dispenser, soap dispenser, polymer lever drain.

HSA-10-FWLDP-LRS — list: 2780



bowl size:	10″ x 14″ x 5″ *(254 x 356 x 127mm)*
overall size:	14¾″ x 19¼″ x 28″ *(376 x 489 x 711mm)*
weight:	30 lbs. *(13.6 kg)*
cubic feet:	6.2
includes:	Faucet with wrist handles, towel dispenser, soap dispenser, polymer lever drain, and side splashes.

* Overall height does not include soap dispenser bottle. See page 231 for "Space-Saver" hand sink with deck-mount soap dispenser.

100 Industrial Boulevard, Clayton, DE 19938-8903 U.S.A.
Phone: 302-653-3000. Fax: 302-653-2065
http://www.eaglemhc.com

EAGLE MHC Division
Material Handling, Healthcare & Cleanroom Equipment

Electronic Eye Hand Sinks - AC POWER NSF

see spec sheet **EG20.42**

Note: For regulating water temperature, Temperature Adjustment Valve *(see page 234)* is required.

MICROGARD®
an antimicrobial agent which contains built-in protection to retard the growth of a broad range of bacteria, mold and mildew that causes stains, odors and degradation.

FEATURES:

- Electronic "eye" sensor beam activates water flow and adjusts from 3˝ to 12˝ *(76 to 305mm)*.
- Requires 120-volt, 15-amp electricity.
- 120-volt AC adapter.
- Splash mount gooseneck spout.
- Lever or basket drain.
- Y-Inlet Non-Adjustable Mixing Valve.

(•) MTS *(made to stock)* / ( ) MTO *(made to order)*

HSA-10-FE*• — list: 2966



bowl size:	9¾˝ x 13½˝ x 6¾˝ *(248 x 343 x 173mm)*
overall size:	14¾˝ x 18⅞˝ x 12¾˝ *(376 x 480 x 324mm)*
weight:	14 lbs. *(6.3 kg)*
cubic feet:	3.0
includes:	Spout, electronic eye, and basket drain.

MICROGARD® available:
To order, add suffix **"-MG"** to model # / **add $158** to list price.

HSA-10-FDPE* — list: 4245



bowl size:	9¾˝ x 13½˝ x 6¾˝ *(248 x 343 x 173mm)*
overall size:	14¾˝ x 19¼˝ x 28¼˝ *(376 x 489 x 718mm)*
weight:	31 lbs. *(14.1 kg)*
cubic feet:	6.2
includes:	Spout, electronic eye, soap dispenser, towel dispenser, and basket drain.

MICROGARD® available:
To order, add suffix **"-MG"** to model # / **add $158** to list price.

HSA-10-FOE — list: 3118



bowl size:	10˝ x 14˝ x 5˝ *(254 x 356 x 127mm)*
overall size:	14¾˝ x 18⅞˝ x 12½˝ *(376 x 480 x 318mm)*
weight:	13 lbs. *(5.7 kg)*
cubic feet:	3.0
includes:	Spout, electronic eye, and polymer lever drain with overflow.

HSA-10-FODPE — list: 4263



bowl size:	10˝ x 14˝ x 5˝ *(254 x 356 x 127mm)*
overall size:	14¾˝ x 19¼˝ x 28˝ *(376 x 489 x 711mm)*
weight:	30 lbs. *(13.6 kg)*
cubic feet:	6.2
includes:	Spout, electronic eye, soap dispenser, towel dispenser, and polymer lever drain with overflow.

HSA-10-FA-PE — list: 3948



bowl size:	9¾˝ x 13½˝ x 6¾˝ *(248 x 343 x 173mm)*
overall size:	14¾˝ x 18⅞˝ x 40¾˝ *(376 x 480 x 1036mm)*
weight:	28 lbs. *(12.7 kg)*
cubic feet:	9.5
includes:	Spout, electronic eye, soap dispenser, P-trap, tail piece, and basket drain.

MICROGARD® available:
To order, add suffix **"-MG"** to model # / **add $158** to list price.

HSA-10-FDPEE — list: 4649



bowl size:	9¾˝ x 13½˝ x 6¾˝ *(248 x 343 x 173mm)*
overall size:	14¾˝ x 19¼˝ x 31¼˝ *(376 x 489 x 794mm)*
weight:	30 lbs. *(13.6 kg)*
cubic feet:	6.2
includes:	Spout, electronic eye, towel dispenser, electronic soap dispenser, and basket drain.

MICROGARD® available:
To order, add suffix **"-MG"** to model # / **add $158** to list price.

* Optional waste receptacle available for models HSA-10-FE, HSA-10-FPDE, and HSA-10-FDPEE. See page 235.

Electronic Hand Sinks - Battery Power (NSF)

see spec sheets **EG20.07** **EG20.49**

MICROGARD®
an antimicrobial agent which contains built-in protection to retard the growth of a broad range of bacteria, mold and mildew that causes stains, odors and degradation.

FEATURES:

- Battery-powered electronic-eye faucet which operates on four "AA" batteries (included).
- Y-Inlet Non-Adjustable Mixing Valve.
- "Low battery" indicator light.

HSA-10-FDPEE-B-T — list: 6526



bowl size:	9¾″ x 13½″ x 6¾″ *(248 x 343 x 173mm)*
overall size:	14¾″ x 19¼″ x 47½″ *(376 x 489 x 1207mm)*
weight:	54 lbs. *(24.5 kg)*
cubic feet:	9.8
includes:	Battery-powered electronic eye faucet, towel dispenser, electronic soap dispenser, waste receptacle & skirt, and basket drain.

MICROGARD® available:
To order, add suffix **"-MG"** to model # / **add $158** to list price.

HSAP-14-ADA-FE-B — list: 6508



bowl size:	16″ x 14″ x 5″ *(406 x 356 x 127mm)*
overall size:	24″ x 22″ x 24½″ *(610 x 559 x 623mm)*
weight:	65 lbs. *(29.5 kg)*
cubic feet:	19.2
includes:	Battery-powered electronic eye faucet, basket drain, c-fold towel dispenser in front, deck-mount soap dispenser, skirt.

HSA-10-FE-B-DS * — list: 3685



bowl size:	9¾″ x 13½″ x 6¾″ *(248 x 343 x 173mm)*
overall size:	14¹³⁄₁₆″ x 18⅜″ x 12¾″ *(376 x 480 x 324mm)*
weight:	16 lbs. *(7.3 kg)*
cubic feet:	3.0
includes:	Battery-powered electronic eye faucet, deck-mount soap dispenser, basket drain.

MICROGARD® available:
To order, add suffix **"-MG"** to model # / **add $158** to list price.

HSA-10-FE-B-NB-MG — list: 3757



bowl size:	9¾″ x 13½″ x 6¾″ *(248 x 343 x 173mm)*
overall size:	14¹³⁄₁₆″ x 18⅜″ x 12¾″ *(376 x 480 x 324mm)*
weight:	26 lbs. *(11.8 kg)*
cubic feet:	3.0
includes:	Battery-powered electronic eye faucet, splash-mount nail brush holder, nail brush, MICROGARD®, basket drain.

MICROGARD®
Standard

HSAN-10-FE-B-DS* — list: 4128



bowl size:	13½″ x 9¾″ x 6¾″ *(343 x 248 x 171mm)*
overall size:	17¹³⁄₁₆″ x 12⅛″ x 14¼″ *(457 x 308 x 362mm)*
weight:	16 lbs. *(7.3 kg)*
cubic feet:	2.8
includes:	Battery-powered electronic eye faucet, deck-mount soap dispenser, basket drain.

HSA-10-FE-B-T-NB-MG — list: 4630



bowl size:	9¾″ x 13½″ x 6¾″ *(248 x 343 x 173mm)*
overall size:	14¹³⁄₁₆″ x 18⅜″ x 29⅛″ *(376 x 480 x 740mm)*
weight:	25 lbs. *(11.3 kg)*
cubic feet:	8.1
includes:	Battery-powered electronic eye faucet, splash-mount nail brush holder, nail brush, MICROGARD® waste receptacle & skirt, basket drain.

MICROGARD®
Standard

* Overall height does not include soap dispenser bottle.

100 Industrial Boulevard, Clayton, DE 19938-8903 U.S.A.
Phone: 302-653-3000. Fax: 302-653-2065
http://www.eaglemhc.com

EAGLE MHC Division
Material Handling, Healthcare & Cleanroom Equipment

Miscellaneous Hand Sinks (NSF)

see spec sheets **EG20.21** **EG20.44**

(•) MTS *(made to stock)* / ( ) MTO *(made to order)*

MICROGARD®
an antimicrobial agent which contains built-in protection to retard the growth of a broad range of bacteria, mold and mildew that causes stains, odors and degradation.

HSA-10-FKP — list: 1970


single knee pedal valve

bowl size:	9¾″ x 13½″ x 6¾″ *(248 x 343 x 173mm)*
overall size:	14¾″ x 18⅞″ x 17½″ *(376 x 480 x 445mm)*
weight:	26 lbs. *(11.8 kg)*
cubic feet:	6.0
includes:	Spout, single pedal knee valve, skirt, basket drain.

MICROGARD® available:
To order, add suffix **"-MG"** to model # / **add $147** to list price.

HSA-10-FA-P• — list: 1803


with Foot Valve Operation

bowl size:	9¾″ x 13½″ x 6¾″ *(248 x 343 x 173mm)*
overall size:	14¾″ x 18⅞″ x 40⅛″ *(376 x 480 x 1019mm)*
weight:	32 lbs. *(14.5 kg)*
cubic feet:	7.4
includes:	Spout, foot pedal valves, P-trap, tail piece, basket drain.

MICROGARD® available:
To order, add suffix **"-MG"** to model # / **add $147** to list price.

HSA-10-1FK*• — list: 1767


with Knee Valve Operation

bowl size:	9¾″ x 13½″ x 6¾″ *(248 x 343 x 173mm)*
overall size:	14¾″ x 18⅞″ x 17½″ *(376 x 480 x 445mm)*
weight:	27 lbs. *(12.2 kg)*
cubic feet:	4.0
includes:	Spout, single knee pedal, skirt, and basket drain.

MICROGARD® available:
To order, add suffix **"-MG"** to model # / **add $147** to list price.

HSA-10-FA-1P• — list: 1803


with Foot Valve Operation

bowl size:	9¾″ x 13½″ x 6¾″ *(248 x 343 x 173mm)*
overall size:	14¾″ x 18⅞″ x 40⅛″ *(376 x 480 x 1019mm)*
weight:	32 lbs. *(14.5 kg)*
cubic feet:	10.2
includes:	Spout, single foot pedal valve, P-trap, tail piece, basket drain.

MICROGARD® available:
To order, add suffix **"-MG"** to model # / **add $147** to list price.

HSA-10-FDPK* — list: 2706


with Knee Valve Operation

bowl size:	9¾″ x 13½″ x 6¾″ *(248 x 343 x 173mm)*
overall size:	14¾″ x 19¼″ x 33″ *(376 x 489 x 838mm)*
weight:	44 lbs. *(20.0 kg)*
cubic feet:	6.2
includes:	Spout, knee pedals, skirt, soap dispenser, towel dispenser, basket drain.

MICROGARD® available:
To order, add suffix **"-MG"** to model # / **add $147** to list price.

HSA-10-FK*• — list: 1767


with Knee Valve Operation

bowl size:	9¾″ x 13½″ x 6¾″ *(248 x 343 x 173mm)*
overall size:	14¾″ x 18⅞″ x 17½″ *(376 x 480 x 445mm)*
weight:	27 lbs. *(12.2 kg)*
cubic feet:	3.9
includes:	Spout, knee pedals, skirt, and basket drain.

MICROGARD® available:
To order, add suffix **"-MG"** to model # / **add $147** to list price.

HSA-10-FW• — list: 942


with Standard Wrist Handles

bowl size:	9¾″ x 13½″ x 6¾″ *(248 x 343 x 173mm)*
overall size:	14¾″ x 18⅞″ x 12¾″ *(376 x 480 x 324mm)*
weight:	14 lbs. *(6.4 kg)*
cubic feet:	3.0
includes:	Faucet with wrist handles, basket drain.

MICROGARD® available:
To order, add suffix **"-MG"** to model # / **add $147** to list price.

* Overall height does not include skirt and knee valves.

Portable Hand Sinks NSF

see spec sheets **EG20.06A** **EG8132**



portable hand sink with stainess steel cabinet and single sink bowl



portable hand sink with laminate cabinet and removable water plate.

FEATURES:

- Stainless steel top features box marine edge and rear backsplash.
- 5-gallon fresh water tank, 7-gallon gray water tank.
- Deck mount faucet with 1/4-turn handles.
- Towel rack and trash chute included.
- NEMA 5-15 plug & cord.

Notes: Optional Poly Cutting Board available. 3/4″-thick. Green color. **Model #376509**, **list $222**.

Custom portable hand sinks available through SpecFAB®.

Sinks with Stainless Steel Cabinet—Comes with 4″ *(102mm)* swivel casters▾ (two with brake).

description	bowl size width x length x depth in.	mm	overall size width x length x height in.	mm	WITH COLD WATER ONLY weight * lbs.	kg	model #	list	WITH HOT & COLD WATER lbs.	kg	model #	list
with single S/S bowl	14″ x 10″ x 5″	356 x 254 x 127	24″ x 26″ x 44½″	610 x 660 x 1130	232	105.2	**PHS-S-C**	6927	251	113.9	**PHS-S-H**	8553
with 3-compartment bowl	11⅝″ x 6⅛″ x 5″	295 x 156 x 127	24″ x 26″ x 44½″	610 x 660 x 1130	232	105.2	**PHS-S3-C**	7152	251	113.9	**PHS-S3-H**	9003
with acrylic water plate**	12½″ x 16″	32 x 406	24″ x 26″ x 44½″	610 x 660 x 1130	232	105.2	**PHS-A-C**	8306	251	113.9	**PHS-A-H**	9851

Sinks with Laminated Cabinet—Features Wilsonart® "Biltmore Cherry." Comes with 3″ *(76mm)* swivel casters▾ (two with brake).

description	bowl size width x length x depth in.	mm	overall size width x length x height in.	mm	WITH COLD WATER ONLY weight * lbs.	kg	model #	list	WITH HOT & COLD WATER lbs.	kg	model #	list
with single S/S bowl	14″ x 10″ x 5″	356 x 254 x 127	25″ x 28″ x 44½″	635 x 711 x 1130	237	107.5	**PHS-S-C-LB**	7758	262	118.8	**PHS-S-H-LB**	8689
with 3-compartment bowl	11⅝″ x 6⅛″ x 5″	295 x 156 x 127	25″ x 28″ x 44½″	635 x 711 x 1130	237	107.5	**PHS-S3-C-LB**	7866	262	118.8	**PHS-S3-H-LB**	10233
with acrylic water plate**	12½″ x 16″	32 x 406	25″ x 28″ x 44½″	635 x 711 x 1130	237	107.5	**PHS-A-C-LB**	9138	262	118.8	**PHS-A-H-LB**	10837

▾ 150 lb. (68.0 kg) weight capacity per caster.
* Weights shown reflect empty tanks.
** Features 12½″ x 16″ *(32 x 406mm)* removable polycarbonate water plate which drains into a stainless steel trough, and deck-mount faucet.

Portable Hand Sinks with Open Base NSF

see spec sheet **EG20.06B**

NEW



shown with optional wrist handle faucet

Units with Wire Undershelf also available!
—See Spec Sheet.

FEATURES:

- Same inclusions as Portable Hand Sinks with Cabinet *(above)*, but with open base instead.
- Stainless steel undershelf with cord wrap and marine edge.
- 1⅝″ *(41mm)*-diameter stainless steel legs with 4″ *(102mm)*-diameter casters, two w/brake.
- Removable 12¾″ x 10⅜″ x 6″ pan.

overall width x length x height* in	mm	WITH COLD WATER ONLY weight lbs.	kg	model #	list	WITH HOT & COLD WATER weight lbs.	kg	model #	list
30″ x 30″ x 34⅞″	762 x 762 x 886	217	98.4	**PHSE-S-C**	5794	217	98.4	**PHSE-S-H**	7082

* Working height, excludes height of faucet.

NEW

Portable Hand Sink Supply Cart

see spec sheet **EG20.06C**



Accommodates two 5-gallon tanks and two 7-gallon tanks (sold separately)
—See Spec Sheet.

FEATURES:

- 24″ x 24″ (610 x 610mm) chrome-plated wire shelf and wire storage basket and four-sided wire truss frame.
- 5″ (127mm) casters—two with brake—with resilient tread and donut bumper.

overall width x length x height in	mm	model #	list
31¹⁵⁄₁₆″ x 26⅜″ x 39″	1811 x 665 x 991	**PHS-SUPCRT-A**	775

100 Industrial Boulevard, Clayton, DE 19938-8903 U.S.A.
Phone: 302-653-3000. Fax: 302-653-2065
http://www.eaglemhc.com

EAGLE MHC Division
Material Handling, Healthcare & Cleanroom Equipment

Hand Wash Sinks (NSF)

see spec sheet EG20.47



Model # HWC-E



Model # HWB-E

FEATURES:

- Type 304 stainless steel all-welded construction.
- 1½″ *(38mm)* bull nose front edge.
- Hinged door with pull handle and magnetic catch.
- Pump-action soap dispenser on rear deck.
- Built-in front-loading C-fold towel dispenser located in front of sink bowl.
- Deck-mounted faucet.
- Basket drain.
- Crumb cup.

Space-Saver Models—Wall-mountable. Furnished with Z-clips to secure to wall.

bowl size width x length x depth in.	mm	overall size width x length x height in.	mm	WITH STANDARD FAUCET weight lbs.	kg	model #	list	WITH T&S FAUCET weight lbs.	kg	model #	list
9¼″ x 11½″ x 6″	235 x 292 x 152	16⅜″ x 14″ x 21¼″	421 x 356 x 540	36	16.3	**HWC-E**	3269	37	16.8	**HWC-T**	3569

Drop-In Models

bowl size width x length x depth in.	mm	overall size width x length x height in.	mm	cutout dimensions width x length in.	mm	WITH STANDARD FAUCET weight lbs.	kg	model #	list	WITH T&S FAUCET weight lbs.	kg	model #	list
9¼″ x 11½″ x 6″	235 x 292 x 152	17½″ x 16½″ x 17¼″	445 x 419 x 438	16″ x 14⅞″	406 x 378	32	14.5	**HWB-E**	3420	33	15.0	**HWB-T**	3717

Physically Challenged Hand Sinks (NSF)

see spec sheet EG20.45

Designed for unique applications!

FEATURES:

- Standard with faucet and basket drain.

(•) MTS *(made to stock)* / ( ) MTO *(made to order)*

HSAP-14-FW — list: 2346



bowl size:	16″ x 14″ x 5″ *(406 x 356 x 127mm)*
overall size:	24⅛″ x 19″ x 16½″ *(613 x 483 x 419mm)*
weight:	26 lbs. *(11.8 kg)*
cubic feet:	6.5
includes:	Faucet, basket drain, and wall brackets.

HSAP-14-ADA-FE-B — list: 6508



bowl size:	16″ x 14″ x 5″ *(406 x 356 x 127mm)*
overall size:	24″ x 22″ x 24½″ *(610 x 559 x 623mm)*
weight:	65 lbs. *(29.5 kg)*
cubic feet:	19.2
includes:	Battery-powered electronic eye splash-mount faucet, c-fold towel dispenser in front, deck mount soap dispenser, skirt, basket drain.

HSAP-14-ADA-FW — list: 5566



bowl size:	16″ x 14″ x 5″ *(406 x 356 x 127mm)*
overall size:	24″ x 22″ x 24½″ *(610 x 559 x 623mm)*
weight:	55 lbs. *(24.9 kg)*
cubic feet:	14.1
includes:	Splash-mount faucet w/wrist handles, c-fold towel dispenser in front, deck mount soap dispenser, skirt, basket drain.

Replacement T&S Faucets for HSAP-14-ADA-FW

Top quality splash-mount faucets. 4″ center.

features	model #	list
gooseneck spout	**306134**	728
wrist handles, gooseneck spout	**313305**	726



#313305

Hand Sinks with Side Splashes NSF

see spec sheet **EG20.56**

FEATURES: • Standard with faucet and basket drain.

(•) MTS *(made to stock)* / ( ) MTO *(made to order)*

HSA-10-F-LRS • list: 1441



bowl size:	9¾″ x 13½″ x 6¾″ *(248 x 343 x 173mm)*
overall size:	14¾″ x 18⅞″ x 12¾″ *(376 x 480 x 324mm)*
weight:	14 lbs. *(6.4 kg)*
cubic feet:	3.9
includes:	Faucet, basket drain, and side splashes.

HSAN-10-F-LRS • list: 1594



bowl size:	13½″ x 9¾″ x 6¾″ *(343 x 248 x 173mm)*
overall size:	18″ x 12″ x 14¼″ *(457 x 305 x 362mm)*
weight:	13 lbs. *(5.9 kg)*
cubic feet:	2.8
includes:	12″ *(305mm)* side-to-side, faucet, basket drain, and side splashes.

HSA-10-FTWS-LRS list: 1911



bowl size:	9¾″ x 13½″ x 6¾″ *(248 x 343 x 173mm)*
overall size:	14¾″ x 18⅞″ x 12¾″ *(376 x 480 x 324mm)*
weight:	21 lbs. *(9.5 kg)*
cubic feet:	3.5
includes:	Faucet, tubular wall brackets, basket drain, and side splashes.

HSA-10-FDPE-LRS list: 4869



bowl size:	9¾″ x 13½″ x 6¾″ *(248 x 343 x 173mm)*
overall size:	14¾″ x 19¼″ x 28¼″ *(376 x 489 x 718mm)*
weight:	31 lbs. *(14.1 kg)*
cubic feet:	2.8
includes:	Spout with electronic eye, towel dispenser, soap dispenser, basket drain, and side splashes.

Miscellaneous Hand Sinks NSF

see spec sheet **EG20.31**

(•) MTS *(made to stock)* / ( ) MTO *(made to order)*

MICROGARD®
an antimicrobial agent which contains built-in protection to retard the growth of a broad range of bacteria, mold and mildew that causes stains, odors and degradation.

HSA-10-FAW • list: 1096



with Standard Wrist Handles

bowl size:	9¾″ x 13½″ x 6¾″ *(248 x 343 x 173mm)*
overall size:	14¾″ x 18⅞″ x 12¾″ *(376 x 480 x 324mm)*
weight:	14 lbs. *(6.4 kg)*
cubic feet:	2.8
includes:	Faucet with wrist handles, P-trap, tail piece, basket drain.

MICROGARD® available:
To order, add suffix **"-MG"** to model # / **add $158** to list price.

HSA-10-FTWS list: 1286



with Tubular Wall Support

bowl size:	9¾″ x 13½″ x 6¾″ *(248 x 343 x 173mm)*
overall size:	14¾″ x 18⅞″ x 12¾″ *(376 x 480 x 324mm)*
weight:	20 lbs. *(9.0 kg)*
cubic feet:	3.0
includes:	Faucet, tubular wall brackets, basket drain.

MICROGARD® available:
To order, add suffix **"-MG"** to model # / **add $158** to list price.

100 Industrial Boulevard, Clayton, DE 19938-8903 U.S.A.
Phone: 302-653-3000. Fax: 302-653-2065
http://www.eaglemhc.com

EAGLE MHC Division
Material Handling, Healthcare & Cleanroom Equipment

Space-Saver Series Hand Sinks NSF

see spec sheets **EG20.05** **EG20.43**

FEATURES:
- Standard with faucet and basket drain.

(•) MTS *(made to stock)* / ( ) MTO *(made to order)*

MICROGARD®
an antimicrobial agent which contains built-in protection to retard the growth of a broad range of bacteria, mold and mildew that causes stains, odors and degradation.

HSAN-10-F• list: 970



Only 12˝ (305mm) side-to-side to maximum space efficiency.

MICROGARD® available:
To order, add suffix **"-MG"** to model # / **add $140** to list price.

bowl size:	13½˝ x 9¾˝ x 6¾˝ *(343 x 248 x 171mm)*
overall size:	18˝ x 12˝ x 14¼˝ *(457 x 305 x 362mm)*
weight:	12 lbs. *(5.2 kg)*
cubic feet:	2.8
includes:	Splash mount faucet, basket drain.

HSAND-10-F• list: 810



Only 12˝ (305mm) side-to-side to maximum space efficiency.

bowl size:	13½˝ x 9¾˝ x 6¾˝ *(343 x 248 x 171mm)*
overall size:	19⅝˝ x 12˝ x 14¼˝ *(498 x 305 x 362mm)*
weight:	12 lbs. *(5.2 kg)*
cubic feet:	2.8
includes:	Deck mount faucet, basket drain.

HSANT-FS list: 1145



19½˝ (495mm) backsplash and skirt

bowl size:	13½˝ x 9¾˝ x 6¾˝ *(343 x 248 x 171mm)*
overall size:	18˝ x 12˝ x 26½˝ *(457 x 305 x 673mm)*
weight:	26 lbs. *(11.8 kg)*
cubic feet:	6.5
includes:	Faucet, 19½˝ *(495mm)* high backsplash, basket drain.

HSAN-10-F-DS* list: 1238



bowl size:	13½˝ x 9¾˝ x 6½˝ *(343 x 248 x 165mm)*
overall size:	17¹³⁄₁₆˝ x 12⅛˝ x 14¼˝ *(457 x 308 x 362mm)*
weight:	12 lbs., 5.2 kg
cubic feet:	2.8
includes:	Faucet, deck-mount soap dispenser, basket drain.

* Overall height does not include soap dispenser globe.

Stainless Steel Cleaner & Polish



- Cleans and polishes in one step.
- Does not streak or leave fingerprints.
- Leaves a protective invisible coating.

weight			
oz.	kg	model #	list
15	0.4	**004026**	25

Special Purpose Hand Sinks NSF

see spec sheets **EG20.20** **EG20.36** **EG20.37** **EG20.48**

FEATURES: • Standard with faucet and basket drain.

(•) MTS *(made to stock)* / ( ) MTO *(made to order)*

Designed for unique applications!

MICROGARD®
an antimicrobial agent which contains built-in protection to retard the growth of a broad range of bacteria, mold and mildew that causes stains, odors and degradation.

Hand Sink with Deck Mount Faucet

HSAD-10-F • **list: 753**



bowl size:	9¾″ x 13½″ x 6¾″ *(249 x 343 x 171mm)*
overall size:	16½″ x 18⅞″ x 12¾″ *(419 x 479 x 324mm)*
weight:	14 lbs. *(6.4 kg)*
cubic feet:	3.0
includes:	Faucet and basket drain.

Economical Hand Sink

- Faucet is deck mounted gooseneck.

HSAE-10-FA • **list: 906**



bowl size:	10″ x 14″ x 5″ *(254 x 356 x 127mm)*
overall size:	15″ x 16¾″ x 9″ *(381 x 425 x 229mm)*
weight:	10 lbs. *(4.5 kg)*
cubic feet:	3.0
includes:	Faucet, p-trap, tail piece, basket drain, wall brackets, 4″ *(102mm)* high backsplash.

Hand Sink with Waste Receptacle-*Patent protected*

- U.S. Patent #5,732,422.
- Faucet is splash mounted gooseneck.

HSA-10-FDP-T **list: 2500**



MICROGARD® available:
To order, add suffix **"-MG"** to model # / **add $158** to list price.

bowl size:	9¾″ x 13½″ x 6¾″ *(248 x 343 x 173mm)*
overall size:	14¾″ x 19¼″ x 44⅝″ *(376 x 480 x 1133mm)*
weight:	29 lbs. *(13.2 kg)*
cubic feet:	6.2
includes:	Faucet, basket drain, 12-oz soap dispenser, towel dispenser, waste skirt, and waste receptacle.

Hand Sink with 8″ *(203mm)* Centerline Faucet Holes

• Accommodates splash-mount faucet with 8″ *(203mm)* centerline.

HSA-10-8 **list: 675**



MICROGARD® available:
To order, add suffix **"-MG"** to model # / **add $158** to list price.

bowl size:	9¾″ x 13½″ x 6¾″ *(248 x 343 x 173mm)*
overall size:	14¾″ x 18⅞″ x 12¾″ *(376 x 480 x 324mm)*
weight:	10 lbs. *(4.5 kg)*
cubic feet:	3.0
includes:	8″ *(203mm)* centerline faucet holes *(no faucet)*, basket drain

Hand Sink with 8″ *(203mm)* Centerline Faucet

- Faucet is splash mounted gooseneck.

HSA-10-8F **list: 868**



MICROGARD® available:
To order, add suffix **"-MG"** to model # / **add $158** to list price.

bowl size:	9¾″ x 13½″ x 6¾″ *(248 x 343 x 173mm)*
overall size:	14¾″ x 18⅞″ x 12¾″ *(376 x 480 x 324mm)*
weight:	12 lbs. *(5.2 kg)*
cubic feet:	3.0
includes:	Faucet on 8″ *(203mm)* center, basket drain.

100 Industrial Boulevard, Clayton, DE 19938-8903 U.S.A.
Phone: 302-653-3000. Fax: 302-653-2065
http://www.eaglemhc.com

EAGLE MHC Division
Material Handling, Healthcare & Cleanroom Equipment

Hand Sink Accessories -Faucets & Valves

see spec sheet **EG20.52A**

FEATURES:
- All faucets below feature 4˝ *(102mm)* centers, except where noted.

Note: Faucets listed are lead-free AB1953-compliant.

Can be shipped UPS.



splash mounted faucet



deck mounted faucet



deck mounted faucet with 8˝spout



drinking bubbler

Standard Faucets

- With 4˝ *(102mm)* center, except #313075.

description	model #	list
splash mounted, gooseneck spout	**303987**	225
wrist handles	**307120**	141
splash mounted with wrist handles, gooseneck spout	**306495**	469
deck mounted, gooseneck spout, 1/4-turn handles	**302004**	249
deck mounted, 8˝ *(203mm)* spout, 1/4-turn handles	**301248**	223
drinking bubbler	**318495**	790
splash mounted, gooseneck spout, 8˝ *(203mm)* center	**313075**	219

Repair Kit for Standard Faucets



- For faucets #303987, 302004, and 301248 only.

description	model #	list
hot/cold ceramic cartridge	**368421**	40

Faucet-Mount Emergency Eyewash Units





#377563

- Fits in place of standard aerator on spout.

description	model #	list
pull valve activation, includes two dust covers, chrome finish	**326272**	641
rotate to activate, polished stainless finish, “eye-pod” design	**377563**	1281

IMPORTANT NOTE: If anti-scald valve (see below) is needed, order #373848 only.

Anti-Scald Valve for Faucet-Mount Emergency Eyewash Units

- This is the only anti-scald valve to be used with faucet-mount emergency eyewash units (above).
- Meets ANSI Z358.1 and ASSE 1071 standards.

description	model #	list
½˝ *(13mm)* NPT, 65 - 90˚F	**373848**	2894

Battery-Powered Electronic-Eye Faucets



T&S faucet

- Used as a replacement to sinks on page 225 *(by adding suffix **“-B”**)*, or as a replacement faucet for sinks on page 226 via the model number below.

description	model #	list
Splash mount. Comes with four “AA” batteries and built-in low-battery indicator	**326014**	2130
Upgrade: T&S electric-eye faucet, splash-mtd with batteries and AC adapter for dual operation. With AC adapter plugged in, faucet automatically switches to AC power to conserve batteries.	**356128**	2282

Short 90˚ for Splash Mount Faucets



description	model #	list
set of two, 1/2˝ NPT female x male	**376740**	74

Spouts/Spout Assemblies



description	model #	list
splash-mount replacement gooseneck for knee/foot valve-operated models	**312162**	456

Shut-Off Valve



- Antibacterial surface.
- Screws onto faucet aerator.
- Polished chrome finish.

description	model #	list
shut-off push bar	**349921**	94

Anti-Scald Valve



- Automatic shutdown with either hot or cold water failure.
- ASSE 1016 and 1017 listed.

IMPORTANT: Not for use with Faucet-Mount Emergency Eyewash Units.

description	model #	list
½˝ *(13mm)* NPT, 100 - 145˚F	**326696**	853

Hand Sink Accessories - Valves

see spec sheet **EG20.52A**

Can be shipped UPS.

(•) MTS *(made to stock)* / ( ) MTO *(made to order)*

Temperature Adjustment Valve ("Mixing Valve")

- For hand sinks with AC-powered electronic faucet or hand sinks with single pedal valves.
- Cast brass body.
- ⅜″ *(10mm)* all connections.



description	model #	list
built-in check valves to prevent backflow and adjustment screw valves to mix hot and cold	**326015**	129

Non-Adjustable Y-Inlet Mixing Valve

- For electronic hand sinks and hand sinks with single pedal valves only.
- "Y" shaped single-piece component. Chrome-plated brass body.



description	model #	list
Male connections; threads are ⅜-24 UNEF	**342938**	43

Tempering Valve

- Maximum output of 120˚F.
- Maximum pressure of 150 psi.
- ASSE 1016 and 1070 listed.



description	model #	list
thermoplastic body, ⅜″ *(10mm)* male compression fittings, 80˚F-120˚F, 0.5-2.5 gpm, built-in check valve	**375612**	459



single foot pedal valve



double foot pedal valve



knee pedal valve

Pedal Valves

description	DOUBLE PEDALS model #	DOUBLE PEDALS list	SINGLE PEDALS model #	SINGLE PEDALS list
foot pedal valve, floor mount	**300604**	509	**355994**	509
knee pedal valve	**313481**	680	**351738**	680

Replacement Cartridge for all Pedal Valves: **Model # 374955. List: $46**

Hand Sink Accessories - Miscellaneous

see spec sheet **EG20.52B**

Can be shipped UPS.

(•) MTS *(made to stock)* / ( ) MTO *(made to order)*



#318496 towel dispenser



#DP-10 towel dispenser



#384796 towel dispenser

Towel/Soap Dispensers

description	model #	list
type 304 with conventional soap dispenser	**DP-10*●**	1115
type 304 stainless, with electric eye soap dispenser	**DP-20***	2322
type 304 stainless, wall mounted	**318496**	389
break-resistant plastic, touchless, wall mounted	**384796**	271

* Fits all HSA hand sinks except Space Saver models.



conventional soap dispenser



soap dispenser with electric eye



deck mount soap dispenser

Soap Dispensers

description	model #	list
soap dispenser, conventional, 12-oz	**300602**	42
soap dispenser, wall mounted with electric eye	**377456**	357
soap dispenser, deck-mount, 16-oz	**324074**	163

Hand Sanitizing Dispenser

description	model #	list
Purell/LTX, wall mounted	**377455**	357



hand sanitizing dispenser

Plumbing

description	model #	list
tail piece, nickel-plated	**300791**	23
P-trap, nickel-plated	**300789**	124

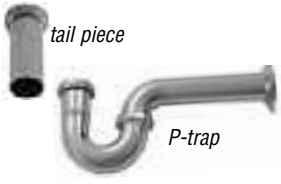



Nail Brush and Nail Brush Holder

- To order nail brush and nail brush holder, add suffix **"-NB"** to hand sink model number. **Example: HSA-10-F-NB .**

description	model #	list each
infectious-control nail brush made of FDA-approved material, splash-mount stainless steel nail brush holder	add suffix **"-NB"**	153

100 Industrial Boulevard, Clayton, DE 19938-8903 U.S.A.
Phone: 302-653-3000. Fax: 302-653-2065
http://www.eaglemhc.com

EAGLE MHC Division
Material Handling, Healthcare & Cleanroom Equipment

Hand Sink Accessories - Miscellaneous

see spec sheet **EG20.52B**

Can be shipped UPS.

(•) MTS *(made to stock)* / ( ) MTO *(made to order)*

Waste Receptacle

PATENTED DESIGN

- U.S. Patent #5,732,422.
- 20 gauge stainless steel.
- Removable.
- Comes with skirt.
- Must be factory installed.

Note: To order, add suffix **"-T"** to hand sink model number.
Example: HSA-10-F-T.

for models:	model #	list
HSA-10; HSA-10-F; HSA-10-FA; HSA-10-FDP; HSA-10-FE; HSA-10-FDPE; HSA-10-FDPEE; and HSA-10-FW	add suffix **"-T"**	844



HSA-10-FDP-T hand sink with waste receptacle

End Splashes...

- Type 304 stainless steel.

Note: Will not work with Space Saver Hand Sinks *(page 231)* that have faucets with wrist handles.

...Factory-installed

Notes: To order, add suffix **"-LS"** *(left end splash)*, **"-RS"** *(right end splash)*, or **"-LRS"** *(both end splashes)*. **Example: HSA-10-F-LRS.**

MICROGARD® cannot be put on hand sinks with end splashes.

descriptions	model #	list
left end splash only	add suffix **"-LS"**	315
right end splash only	add suffix **"-RS"**	315
left and right end splash	add suffix **"-LRS"**	630



hand sink with optional end splashes

...for Field-installation

descriptions	model #	list each
one self-adhesive side splash, can be used for right or left application	**HSA-SSK** ●	199
same as above, but fits only on Physically Challenged sinks (page 229)	**HSAP-SSK**	242



pair of end splashes for field installation



polymer lever drain

Wall Brackets

- 14 gauge type 304 stainless steel.

descriptions	model #	list
side mounting, one pair	**606396** ●	294
same as above, but fit only Space Saver models	**611869**	294



pair of wall brackets

Skirt Assembly

- Type 304 stainless steel.

fits models:	model #	list
HSA-10; HSA-10-F; HSA-10-FA; HSA-10-FDP; HSA-10-FE; HSA-10-FDPE; HSA-10-FDPEE; and HSA-10-FW.	**606215** ●	659
HSAN-10-F	**607560**	467



Drains

description	maximum flow rate gallons per minute	maximum flow rate gallons per hour	model #	list
polymer lever drain fits 3½" *(89mm)* diameter holes	11	660	**319931**	106
overflow assembly for lever drain #319931 *(above)*	-	-	**319932**	48
1½" *(38mm)* drain assembly, fits 2" *(51mm)* dia. hole	12	720	**300886**	18
mini crumb cup for 1½" *(38mm)* drain	-	-	**300966**	5
s/s basket drain assembly fits 3½" *(89mm)* diameter holes w/crumb cups	18	1080	**300287**	28
cast metal lever drain with overflow assembly, with 7¼" *(185mm)* long lever, fits 3½" *(89mm)* diameter holes	-	-	**347771***	299

* Applicable only for hand sinks with overflow, replaces #319931/319932 assembly.

Hot Water Heater

see spec sheet **EG20.52B**



99% EFFICIENT!
Flow switch activates heater only on demand—no standby heat loss.

No temperature/pressure relief valve needed (check local codes), reducing installation cost.

applicable hand sinks include:	add suffix #	list each
HSA-10; HSA-10-F; HSA-10-FA; HSA-10-FDP; HSA-10-FE; HSA-10-FDPE; HSA-10-FDPEE; HSA-10-FW; HSA-10-FA-P; and HSAD-10-F.	**"-WH"**	3110

FEATURES:

- For EAGLE hand sinks with 10˝ x 14˝ *(254 x 356mm)* rounded bowl.
- Stainless steel pedestal base features notches for electrical wiring and front access panel.
- Unit comes equipped with an energy-saving tankless water heater. 120V 29A electricity. 0.5 GPM. 150 PSI maximum operating pressure (minimum 25 PSI).
- Water is heated instantaneously when faucet is on.
- To order, add suffix **"-WH"** to model number and **add 3110 to list price** of hand sink. **Example: HSA-10-FDPEE-WH**

Note: Must be field-wired.

(•) MTS *(made to stock)* / ( ) MTO *(made to order)*

Lavatory Sinks NSF

see spec sheet **EG20.12**

Replacements for Lavatory Sinks

description	to fit process sink model #	model #	list
splash mount spout	P1916, P1916FE, W1916	**300600**	256
drain assembly	P1916, P1916FE, W1916,	**300287**	28
temperature adjustment valve, or "mixing valve"	P1916FE	**326015**	129

FEATURES:

- A marine edge.
- Type 304 stainless steel sink bowl.
- Gooseneck spout.
- Soap dispenser.
- Basket drain.
- Wall mount and pedestal models available.

(•) MTS *(made to stock)* / ( ) MTO *(made to order)*

W1916-FA • list: 1999



wall mounted

bowl size:	15¾˝ x 19¾˝ x 8⅞˝ *(400 x 500 x 225mm)*
sink overall size:	23˝ x 24¼˝ x 16⅛˝ *(584 x 616 x 408mm)*
shipping wt:	35 lbs., 15.9 kg
cubic feet:	1.6
includes:	Gooseneck faucet, soap dispenser, basket drain.

P1916 • list: 3372



pedestal mounted, foot pedal valve

bowl size:	15¾˝ x 19¾˝ x 8⅞˝ *(400 x 500 x 225mm)*
sink overall size:	23˝ x 24¼˝ x 39⅛˝ *(584 x 616 x 992mm)*
shipping wt:	48 lbs., 21.8 kg
cubic feet:	1.6
includes:	Gooseneck spout, soap dispenser, pedestal with foot valves, basket drain.

W1916 list: 3830



wall mounted, knee valve operation

bowl size:	15¾˝ x 19¾˝ x 8⅞˝ *(400 x 500 x 225mm)*
sink overall size:	23˝ x 24¼˝ x 16⅛˝ *(584 x 616 x 408mm)*
shipping wt:	43 lbs., 19.5 kg
cubic feet:	1.6
includes:	Gooseneck spout, soap dispenser, knee valves, basket drain.

P1916FE list: 4514



pedestal mounted, electronic-eye operation

bowl size:	15¾˝ x 19¾˝ x 8⅞˝ *(400 x 500 x 225mm)*
sink overall size:	23˝ x 24¼˝ x 39⅛˝ *(584 x 616 x 992mm)*
shipping wt:	48 lbs., 21.8 kg
cubic feet:	1.6
includes:	Gooseneck spout with electronic-eye operation, soap dispenser, pedestal, basket drain.

100 Industrial Boulevard, Clayton, DE 19938-8903 U.S.A.
Phone: 302-653-3000. Fax: 302-653-2065
http://www.eaglemhc.com

EAGLE MHC Division
Material Handling, Healthcare & Cleanroom Equipment



412, 414, and 314 Series Sinks
Deep Drawn Construction

- Deep drawn seamless coved corner sink bowls of all units have a generous radius and are rectangular for maximum capacity.
- Legs are galvanized, 1⅝″ *(41mm)* diameter.
- Crossbraced front-to-back with 1″ *(25mm)* diameter galvanized tubing.
- Leg gussets are welded to a die-cut heavy-gauge reinforcing plate, and welded adjacent to sink bowl for maximum stability and support.
- 9½″ *(241mm)* standard backsplash includes 1″ *(25mm)* upturn and tile edge for easy installation and feathering to wall/splash surface.
- Basket-type waste drains are included to fit sink bowl's 3½″ *(89mm)* opening and feature 1½″ *(38mm)* outlet.
- 30″ and 36″ *(762 and 914mm)* drainboards available upon request.

Note: Stainless steel legs with front-to-back crossbracing available *(does not include stainless steel feet).*

To order, **add $490 to list price** and suffix **"-SL"** to model number **(example: 414-16-1-SL)**.

To order stainless steel legs and gussets, **add $678 to list price** and suffix **"-SLG"** to model number **(example: 414-16-1-SLG).**

Adjustable front-to-back crossbracing available.
Add suffix **"-ACB"** to model number, and **add $228** to list price. Example: 414-16-1-**ACB**

Left-to-right crossbracing available.
For galvanized, add **5% to list price** and suffix **"-CBG"** to model number.

For stainless steel *(does not include stainless steel legs)*, **add 10% to list price** and suffix **"-CBS"** to model number **(example: 414-16-1-CBS).**

Twist drain brackets available.
Works in conjunction with optional twist handle drains *(not included – see page 260)*. To order, **add $40 per compartment to list price** and suffix **"-TB"** to model number. **Example: 414-16-1-TB.**

For overflow hole *(does not include drain)*, **add $59 per compartment to list price** and suffix **"-OF"** to model number **(example: 414-16-1-OF).**

Sink accessories, see pages 259-261.

All shipping weights and cubic feet are approximate.

ALL SINKS SHIPPED FULLY CRATED.

Sink Kits for 314, 412, and 414 Series Sinks

see spec sheet **EG20.51A**

Standard Sink Kit components:

Stainless steel gussets
Stainless steel crossbraced legs
Stainless steel feet
T&S faucet #313293

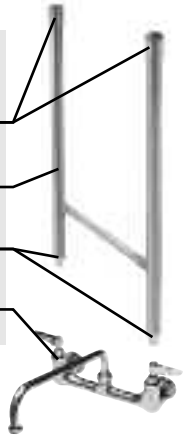



lever drain (with Kit B)



twist handle drain (with Kit D)

Kit A
Add suffix **"-CLF"** to sink model number.

description	add to list price
1 faucet	1637
2 faucets	2455

Kit B
Standard sink kit components plus lever drain. Add suffix **"-CLFD"** to sink model number.

description	add to list price
1 faucet	1637
2 faucets	2455
per lever drain	316

Kit C
Standard sink kit components plus lever drain with overflow. Add suffix **"-CLFDO"** to sink model number.

description	add to list price
1 faucet	1637
2 faucets	2455
per lever drain with overflow	648

description	add to list price
1 faucet	1637
2 faucets	2455
per twist handle drain	332

Kit E
Standard sink kit components plus twist handle drain with overflow and twist handle bracket. Add suffix **"-CLFDOT"** to sink model number.

description	add to list price
1 faucet	1637
2 faucets	2455
per twist handle drain with overflow	753

412, 414, and 314 Series Sinks
One-Compartment Sinks (NSF)

see spec sheets **EG20.03** **EG20.23** **EG20.27**



2″-wide euro-style edging

one-compartment sink with double drainboards



one-compartment sink with one drainboard

412 SERIES:
- All heavy gauge type 430 construction.
- 10½″ *(267mm)* deep sink bowl.
- 44″ (1118mm) overall height.

414 SERIES:
- 14″ *(356mm)* deep heavy gauge type 304 sink bowl with type 430 drainboards, and backsplash.
- 44″ (1118mm) overall height.

314 SERIES:
- All heavy gauge type 304 construction.
- 14″ *(356mm)* deep sink bowl.
- 44″ (1118mm) overall height.

(•) MTS *(made to stock)* / ( ) MTO *(made to order)*

One Compartment, No Drainboards

bowl size width x length		drainboard length		weight		cu	overall size width x length		GOOD 412 Series - see spec sheet - EG20.03		BETTER 414 Series - see spec sheet - EG20.23		BEST 314 Series - see spec sheet - EG20.27	
in.	mm	in.	mm	lbs.	kg	ft	in.	mm	model #	list	model #	list	model #	list
20″ x 16″	508 x 406	–		40	18.1	10.5	27½″ x 23¼″	699 x 591	**412-16-1•**	2278	**414-16-1•**	2619	**314-16-1•**	2962
24″ x 18″	610 x 457	–		45	20.4	10.0	31¾″ x 25½″	807 x 648	–		**414-18-1•**	3067	**314-18-1**	3428
22″ x 22″	559 x 559	–		55	24.9	14.5	29¾″ x 29½″	756 x 749	–		**414-22-1•**	3260	**314-22-1**	3448
24″ x 24″	610 x 610	–		60	27.2	16.5	31¾″ x 31½″	807 x 800	–		**414-24-1•**	3305	**314-24-1**	3682

One Compartment, One Drainboard *(right or left)*

bowl size width x length		drainboard length		weight		cu	overall size width x length		GOOD 412 Series - see spec sheet - EG20.03		BETTER 414 Series - see spec sheet - EG20.23		BEST 314 Series - see spec sheet - EG20.27	
in.	mm	in.	mm	lbs.	kg	ft	in.	mm	model #	list	model #	list	model #	list
20″ x 16″	508 x 406	18″	457	59	26.8	18.1	27½″ x 38⅞″	699 x 987	**412-16-1-18R or L•**	3196	**414-16-1-18R or L•**	3589	**314-16-1-18R or L**	3977
		24″	610	65	29.5	19.5	27½″ x 44⅞″	699 x 1140	**412-16-1-24R or L**	3220	**414-16-1-24R or L•**	3631	**314-16-1-24R or L•**	4026
24″ x 18″	610 x 457	18″	457	64	29.0	22.0	31¾″ x 40¾″	807 x 1035	–		**414-18-1-18R or L**	3948	**314-18-1-18R or L**	4344
		24″	610	70	31.8	22.9	31¾″ x 46¾″	807 x 1188	–		**414-18-1-24R or L**	3977	**314-18-1-24R or L**	4373
22″ x 22″	559 x 559	18″	457	74	33.6	23.0	29¾″ x 45″	756 x 1143	–		**414-22-1-18R or L**	4314	**314-22-1-18R or L**	4470
		24″	610	80	36.3	26.0	29¾″ x 51″	756 x 1295	–		**414-22-1-24R or L**	4343	**314-22-1-24R or L**	4501
24″ x 24″	610 x 610	18″	457	79	35.8	25.0	31¾″ x 46¾″	807 x 1188	–		**414-24-1-18R or L**	4767	**314-24-1-18R or L**	5187
		24″	610	85	38.6	28.6	31¾″ x 52¾″	787 x 1340	–		**414-24-1-24R or L•**	4815	**314-24-1-24R or L**	5262

One Compartment, Double Drainboards

bowl size width x length		drainboard length		weight		cu	overall size width x length		GOOD 412 Series - see spec sheet - EG20.03		BETTER 414 Series - see spec sheet - EG20.23		BEST 314 Series - see spec sheet - EG20.27	
in.	mm	in.	mm	lbs.	kg	ft	in.	mm	model #	list	model #	list	model #	list
20″ x 16″	508 x 406	18″	457	78	35.4	25.7	27½″ x 54½″	699 x 1384	**412-16-1-18 •**	3389	**414-16-1-18**	3757	**314-16-1-18**	4156
		24″	610	90	40.8	30.8	27½″ x 66½″	699 x 1689	**412-16-1-24**	3397	**414-16-1-24**	3877	**314-16-1-24**	4282
24″ x 18″	610 x 457	18″	457	83	37.6	29.6	31¾″ x 56″	807 x 1422	–		**414-18-1-18**	4292	**314-18-1-18**	4714
		24″	610	95	43.1	38.1	31¾″ x 68″	807 x 1727	–		**414-18-1-24**	4331	**314-18-1-24**	4757
22″ x 22″	559 x 559	18″	457	93	42.2	30.3	29¾″ x 60½″	756 x 1537	–		**414-22-1-18**	4700	**314-22-1-18**	4863
		24″	610	105	47.6	37.1	29¾″ x 72½″	756 x 1842	–		**414-22-1-24**	4738	**314-22-1-24**	4903
24″ x 24″	610 x 610	18″	457	98	44.5	32.5	31¾″ x 62″	807 x 1575	–		**414-24-1-18**	4960	**314-24-1-18**	5306
		24″	610	110	49.9	40.6	31¾″ x 74″	807 x 1880	–		**414-24-1-24**	5034	**314-24-1-24**	5497

100 Industrial Boulevard, Clayton, DE 19938-8903 U.S.A.
Phone: 302-653-3000. Fax: 302-653-2065
http://www.eaglemhc.com

EAGLE MHC Division
Material Handling, Healthcare & Cleanroom Equipment

412, 414, and 314 Series Sinks
Two-Compartment Sinks (NSF)

see spec sheets **EG20.03** **EG20.24** **EG20.28**



two-compartment sink with double drainboards



two-compartment sink with no drainboards

412 SERIES:
- All heavy gauge type 430 construction.
- 10½″ *(267mm)* deep sink bowls.
- 44″ (1118mm) overall height.

414 SERIES:
- 14″ *(356mm)* deep heavy gauge type 304 sink bowls with type 430 drainboards, and backsplash.
- 44″ (1118mm) overall height.

314 SERIES:
- All heavy gauge type 304 construction.
- 14″ *(356mm)* deep sink bowls.
- 44″ (1118mm) overall height.

(•) MTS *(made to stock)* / ( ) MTO *(made to order)*

Two Compartments, No Drainboards

bowl size width x length in.	mm	drainboard length in.	mm	weight lbs.	kg	cu ft	overall size width x length in.	mm	GOOD 412 Series - see spec sheet - EG20.03 model #	list	BETTER 414 Series - see spec sheet - EG20.24 model #	list	BEST 314 Series - see spec sheet - EG20.28 model #	list
20″ x 16″	508 x 406	–		64	29.0	18.1	27½″ x 41″	699 x 1041	**412-16-2** •	3115	**414-16-2** •	3587	**314-16-2** •	3976
24″ x 18″	610 x 457	–		75	33.8	24.0	31¾″ x 45½″	807 x 1156	–		**414-18-2** •	4127	**314-18-2**	4768
22″ x 22″	559 x 559	–		80	36.3	25.8	29¾″ x 53½″	756 x 1359	–		**414-22-2**	4503	**314-22-2**	4909
24″ x 24″	610 x 610	–		90	40.8	29.6	31¾″ x 57½″	807 x 1461	–		**414-24-2** •	4976	**314-24-2** •	5655

Two Compartments, One Drainboard *(right or left)*

bowl size width x length in.	mm	drainboard length in.	mm	weight lbs.	kg	cu ft	overall size width x length in.	mm	GOOD 412 Series - see spec sheet - EG20.03 model #	list	BETTER 414 Series - see spec sheet - EG20.24 model #	list	BEST 314 Series - see spec sheet - EG20.28 model #	list
20″ x 16″	508 x 406	18″	457	83	37.6	25.7	27½″ x 56⅝″	699 x 1438	**412-16-2-18R or L** •	4129	**414-16-2-18R or L** •	4745	**314-16-2-18R or L**	663
		24″	610	89	40.4	28.3	27½″ x 62⅝″	699 x 1591	**412-16-2-24R or L**	4171	**414-16-2-24R or L** •	4819	**314-16-2-24R or L**	5487
24″ x 18″	610 x 457	18″	457	94	42.6	33.0	31¾″ x 60¾″	807 x 1543	–		**414-18-2-18R or L**	5543	**314-18-2-18R or L**	6244
		24″	610	100	45.4	35.0	31¾″ x 66¾″	807 x 1696	–		**414-18-2-24R or L**	5576	**314-18-2-24R or L**	6281
22″ x 22″	559 x 559	18″	457	99	44.9	34.0	29¾″ x 69″	756 x 1753	–		**414-22-2-18R or L**	6170	**314-22-2-18R or L**	6551
		24″	610	105	47.6	37.1	29¾″ x 75″	756 x 1905	–		**414-22-2-24R or L**	6202	**314-22-2-24R or L**	6585
24″ x 24″	610 x 610	18″	457	109	49.4	38.0	31¾″ x 72¾″	807 x 1847	–		**414-24-2-18R or L**	6694	**314-24-2-18R or L**	7273
		24″	610	115	52.2	41.6	31¾″ x 78¾″	807 x 2000	–		**414-24-2-24R or L** •	6839	**314-24-2-24R or L**	7760

Two Compartments, Double Drainboards

bowl size width x length in.	mm	drainboard length in.	mm	weight lbs.	kg	cu ft	overall size width x length in.	mm	GOOD 412 Series - see spec sheet - EG20.03 model #	list	BETTER 414 Series - see spec sheet - EG20.24 model #	list	BEST 314 Series - see spec sheet - EG20.28 model #	list
20″ x 16″	508 x 406	18″	457	102	46.3	32.8	27½″ x 72¼″	699 x 1848	**412-16-2-18** •	4266	**414-16-2-18** •	4930	**314-16-2-18**	5605
		24″	610	114	51.7	38.5	27½″ x 84¼″	660 x 2140	**412-16-2-24**	4332	**414-16-2-24** •	5020	**314-16-2-24**	5698
24″ x 18″	610 x 457	18″	457	113	51.3	43.8	31¾″ x 76″	807 x 1930	–		**414-18-2-18**	5708	**314-18-2-18**	6422
		24″	610	125	56.7	48.7	31¾″ x 88″	807 x 2235	–		**414-18-2-24**	5772	**314-18-2-24**	6489
22″ x 22″	559 x 559	18″	457	118	53.5	42.0	29¾″ x 84½″	756 x 2146	–		**414-22-2-18**	6363	**314-22-2-18**	6745
		24″	610	130	59.0	48.5	29¾″ x 96½″	756 x 2451	–		**414-22-2-24**	6435	**314-22-2-24**	6815
24″ x 24″	610 x 610	18″	457	128	58.1	47.0	31¾″ x 88″	807 x 2235	–		**414-24-2-18**	6917	**314-24-2-18**	7576
		24″	610	140	63.5	53.6	31¾″ x 100″	807 x 2540	–		**414-24-2-24** •	7131	**314-24-2-24**	7910

412, 414, and 314 Series Sinks
Three-Compartment Sinks (NSF)

see spec sheets **EG20.03** **EG20.25** **EG20.29**



three-compartment sink with double drainboards (faucet not included)

three-compartment sink with no drainboards

412 SERIES:
- All heavy gauge type 430 construction.
- 10½″ *(267mm)* deep sink bowls.
- 44″ (1118mm) overall height.

414 SERIES:
- 14″ *(356mm)* deep heavy gauge type 304 sink bowls with type 430 drainboards, and backsplash.
- 44″ (1118mm) overall height.

314 SERIES:
- All heavy gauge type 304 construction.
- 14″ *(356mm)* deep sink bowls.
- 44″ (1118mm) overall height.

(•) MTS *(made to stock)* / ( ) MTO *(made to order)*

Three Compartments, No Drainboards

bowl size width x length		drainboard length		weight		cu	overall size width x length		GOOD 412 Series - see spec sheet - EG20.03		BETTER 414 Series - see spec sheet - EG20.25		BEST 314 Series - see spec sheet - EG20.29	
in.	mm	in.	mm	lbs.	kg	ft	in.	mm	model #	list	model #	list	model #	list
20″ x 16″	508 x 406	–		85	38.6	25.7	27½″ x 58¾″	699 x 1492	**412-16-3** •	3949	**414-16-3** •	4347	**314-16-3** •	4973
24″ x 18″	610 x 457	–		114	51.7	33.0	31¾″ x 65½″	807 x 1664	–		**414-18-3** *•	5370	**314-18-3** *	6294
22″ x 22″	559 x 559	–		120	54.4	37.1	29¾″ x 77½″	756 x 1969	–		**414-22-3** *	5970	**314-22-3** *	6590
24″ x 24″	610 x 610	–		125	56.7	41.5	31¾″ x 83½″	807 x 2121	–		**414-24-3** *•	6514	**314-24-3** *	7348

* Features two sets of faucet holes.

Three Compartments, One Drainboard *(right or left)*

bowl size width x length		drainboard length		weight		cu	overall size width x length		GOOD 412 Series - see spec sheet - EG20.03		BETTER 414 Series - see spec sheet - EG20.25		BEST 314 Series - see spec sheet - EG20.29	
in.	mm	in.	mm	lbs.	kg	ft	in.	mm	model #	list	model #	list	model #	list
20″ x 16″	508 x 406	18″	457	104	47.2	33.3	27½″ x 74⅜″	699 x 1889	**412-16-3-18R or L** •	4173	**414-16-3-18R or L** •	5499	**314-16-3-18R or L**	6676
		24″	610	110	49.9	35.8	27½″ x 80⅜″	699 x 2042	**412-16-3-24R or L**	4216	**414-16-3-24R or L**	5542	**314-16-3-24R or L**	6724
24″ x 18″	610 x 457	18″	457	133	60.3	42.0	31¾″ x 80¾″	807 x 2051	–		**414-18-3-18R or L***	6906	**314-18-3-18R or L***	7897
		24″	610	139	63.1	68.0	31¾″ x 86¾″	807 x 2203	–		**414-18-3-24R or L***	6933	**314-18-3-24R or L***	7924
22″ x 22″	559 x 559	18″	457	139	63.1	45.0	29¾″ x 93″	756 x 2362	–		**414-22-3-18R or L***	7772	**314-22-3-18R or L***	8367
		24″	610	145	65.8	48.4	29¾″ x 99″	756 x 2515	–		**414-22-3-24R or L***	7803	**314-22-3-24R or L***	8401
24″ x 24″	610 x 610	18″	457	144	65.3	50.0	31¾″ x 98¾″	807 x 2508	–		**414-24-3-18R or L***	8589	**314-24-3-18R or L***	9392
		24″	610	150	68.0	54.6	31¾″ x 104¾″	807 x 2661	–		**414-24-3-24R or L*•**	8711	**314-24-3-24R or L***	9785

* Features two sets of faucet holes.

Three Compartments, Double Drainboards

bowl size width x length		drainboard length		weight		cu	overall size width x length		GOOD 412 Series - see spec sheet - EG20.03		BETTER 414 Series - see spec sheet - EG20.25		BEST 314 Series - see spec sheet - EG20.29	
in.	mm	in.	mm	lbs.	kg	ft	in.	mm	model #	list	model #	list	model #	list
20″ x 16″	508 x 406	18″	457	123	55.8	40.9	27½″ x 90″	699 x 2286	**412-16-3-18** •	4320	**414-16-3-18** •	5647	**314-16-3-18** •	6839
		24″	610	135	61.2	46.0	27½″ x 102″	699 x 2591	**412-16-3-24** •	4394	**414-16-3-24** •	4002	**314-16-3-24** •	6934
24″ x 18″	610 x 457	18″	457	152	68.9	50.5	31¾″ x 96″	807 x 2438	–		**414-18-3-18** *•	7087	**314-18-3-18** *•	8086
		24″	610	164	74.4	57.0	31¾″ x 108″	807 x 2743	–		**414-18-3-24** *•	7263	**314-18-3-24** *•	8225
22″ x 22″	559 x 559	18″	457	158	71.6	54.0	29¾″ x 108½″	756 x 2756	–		**414-22-3-18** *•	7984	**314-22-3-18** *	8577
		24″	610	170	77.1	59.6	29¾″ x 120½″	756 x 3061	–		**414-22-3-24** *•	8190	**314-22-3-24** *•	8782
24″ x 24″	610 x 610	18″	457	163	73.9	60.0	31¾″ x 114″	807 x 2896	–		**414-24-3-18** *•	8596	**314-24-3-18** *	9309
		24″	610	175	79.4	65.2	31¾″ x 126″	807 x 3200	–		**414-24-3-24** *•	8974	**314-24-3-24** *	10063

* Features two sets of faucet holes.

100 Industrial Boulevard, Clayton, DE 19938-8903 U.S.A.
Phone: 302-653-3000. Fax: 302-653-2065
http://www.eaglemhc.com

EAGLE MHC Division
Material Handling, Healthcare & Cleanroom Equipment

414 and 314 Series Sinks
Four-Compartment Sinks (NSF)

see spec sheets **EG20.26** **EG20.30**



four-compartment sink with double drainboards

2″-wide euro-style edging

414 SERIES:

- 14″ *(356mm)* deep heavy gauge type 304 sink bowls with type 430 drainboards, and backsplash.
- 44″ (1118mm) overall height.
- Two sets of faucet holes.

314 SERIES:

- All heavy gauge type 304 construction.
- 14″ *(356mm)* deep sink bowls.
- 44″ (1118mm) overall height.
- Two sets of faucet holes.

(•) MTS *(made to stock)* / ( ) MTO *(made to order)*

Four Compartments, No Drainboards

bowl size width x length		drainboard length		weight		cu	overall size width x length		BETTER 414 Series - see spec sheet - EG20.26		BEST 314 Series - see spec sheet - EG20.30	
in.	mm	in.	mm	lbs.	kg	ft	in.	mm	model #	list	model #	list
20″ x 16″	508 x 406	n/a	n/a	125	56.7	33.3	27½″ x 76½″	699 x 1943	**414-16-4**	5870	**314-16-4**	7028
24″ x 18″	610 x 457	n/a	n/a	135	61.2	48.4	31¾″ x 85½″	807 x 2172	**414-18-4**	6784	**314-18-4**	7984
24″ x 24″	610 x 610	n/a	n/a	153	69.4	55.6	31¾″ x 109½″	807 x 2783	**414-24-4**	8361	**314-24-4**	9639

Four Compartments, One Drainboard *(right or left)*

bowl size width x length		drainboard length		weight		cu	overall size width x length		BETTER 414 Series - see spec sheet - EG20.26		BEST 314 Series - see spec sheet - EG20.30	
in.	mm	in.	mm	lbs.	kg	ft	in.	mm	model #	list	model #	list
20″ x 16″	508 x 406	18″	457	144	65.3	41.0	27½″ x 92⅛″	699 x 2340	**414-16-4-18R or L**	7132	**314-16-4-18R or L**	8358
		24″	610	150	68.0	43.4	27½″ x 98⅛″	699 x 2492	**414-16-4-24R or L**	7180	**314-16-4-24R or L**	8406
24″ x 18″	610 x 457	18″	457	154	69.9	49.0	31¾″ x 100¾″	807 x 2559	**414-18-4-18R or L**	8565	**314-18-4-18R or L**	9819
		24″	610	160	72.6	59.6	31¾″ x 106¾″	807 x 2711	**414-18-4-24R or L**	8786	**314-18-4-24R or L**	9851
24″ x 24″	610 x 610	18″	457	172	78.0	61.0	31¾″ x 124¾″	807 x 3169	**414-24-4-18R or L**	10274	**314-24-4-18R or L**	11878
		24″	610	178	80.7	67.7	31¾″ x 130¾″	807 x 3321	**414-24-4-24R or L**	11054	**314-24-4-24R or L**	12460

Four Compartments, Double Drainboards

bowl size width x length		drainboard length		weight		cu	overall size width x length		BETTER 414 Series - see spec sheet - EG20.26		BEST 314 Series - see spec sheet - EG20.30	
in.	mm	in.	mm	lbs.	kg	ft	in.	mm	model #	list	model #	list
20″ x 16″	508 x 406	18″	457	163	73.9	48.5	27½″ x 107¾″	699 x 2737	**414-16-4-18** •	7427	**314-16-4-18**	8661
		24″	610	175	79.5	53.6	27½″ x 119¾″	699 x 3042	**414-16-4-24**	7540	**314-16-4-24**	8782
24″ x 18″	610 x 457	18″	457	173	78.5	65.0	31¾″ x 116″	807 x 2946	**414-18-4-18**	8703	**314-18-4-18**	9996
		24″	610	185	83.9	70.9	31¾″ x 128″	807 x 3251	**414-18-4-24**	8804	**314-18-4-24**	10105
24″ x 24″	610 x 610	18″	457	191	86.6	73.0	31¾″ x 140″	807 x 3556	**414-24-4-18**	10812	**314-24-4-18**	12130
		24″	610	203	92.1	79.7	31¾″ x 152″	807 x 3861	**414-24-4-24** •	11304	**314-24-4-24**	12717

Stainless Steel Cleaner & Polish

weight oz.	weight kg	model #	list
15	0.4	**004026**	25



FEATURES:

- Cleans and polishes in one step.
- Does not streak or leave fingerprints.
- Leaves a protective invisible coating.

Sink Kits for SPEC-MASTER® FN Series Sinks

- Includes T&S faucet #313293.



T&S faucet #313293



lever drain (with sink kits B)

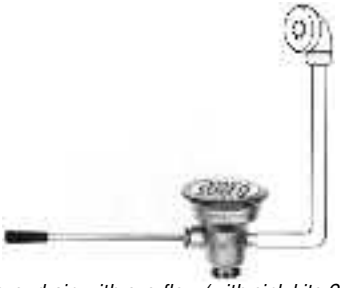

lever drain with overflow (with sink kits C)

Go Green.
Go EAGLE.

Look for the tag on the bar code

Kit A

- Add suffix **"-F"** to sink model number.

description	add to list price
1 faucet	817
2 faucets	1634

Kit B

- T&S faucet plus lever drain. Add suffix **"-FD"** to sink model number.

description	add to list price
1 faucet	817
2 faucets	1634
per lever drain	316

Kit C

- T&S faucet plus lever drain with overflow. Add suffix **"-FDO"** to sink model number.

description	add to list price
1 faucet	817
2 faucets	1634
per lever drain with overflow	648

Kit D

- T&S faucet plus twist handle drain and twist handle bracket. Add suffix **"-FDT"** to sink model number.

description	add to list price
1 faucet	817
2 faucets	1634
per twist handle drain	332

Kit E

- T&S faucet plus twist handle drain with overflow and twist handle bracket. Add suffix **"-FDOT"** to sink model number.

description	add to list price
1 faucet	817
2 faucets	1634
per twist handle drain with overflow	753

Quality... Value... Reliability!

Service for over 60 years.

100 Industrial Boulevard, Clayton, DE 19938-8903 U.S.A.
Phone: 302-653-3000. Fax: 302-653-2065
http://www.eaglemhc.com

EAGLE MHC Division
Material Handling, Healthcare & Cleanroom Equipment

SPEC-MASTER® FN Series Coved Corner Sinks
One-Compartment Sinks NSF

see spec sheet **EG20.32**



FEATURES:

- 14 gauge 300 series 18-8 stainless steel.
- All bowls are 14″ *(356mm)* deep and have ⅝″ *(16mm)* radius corners, both vertical and horizontal.
- Stainless steel gussets, feet, legs and crossbracing.
- Adjustable crossbracing front-to-back and side-to-side for increased stability.
- 9½″ *(241mm)* standard backsplash includes 1″ *(25mm)* upturn and tile edge.
- Basket-type waste drains are included to fit sink bowl's 3½″ *(89mm)* opening and feature 1½″ *(38mm)* outlet.
- 30″ and 36″ *(762 and 914mm)* drainboards* available upon request.
- 44½″ (1130mm) overall height.

Notes: **Twist drain bracket available.**
Works in conjunction with optional twist handle drain *(not included – see page 260)*. To order, **add $40 per compartment to list price** and suffix **"-TB"** to model number **(example: FN2016-1-14/3-TB).**

For overflow hole *(does not include drain)*, **add $59 per compartment to list price** and suffix **"-OF"** to model number **(example: FN2016-1-14/3-OF).**

* On sinks with drainboard(s) 30″ and 36″, legs are under the outer end of the drainboard(s).

Note: All shipping weights and cubic feet are approximate.
ALL SINKS SHIPPED FULLY CRATED.
For sink accessories, see pages 260-261.
For sink kits, see page 242.

(•) MTS *(made to stock)* / ( ) MTO *(made to order)*

One Compartment, No Drainboards



bowl size width x length in.	mm	drainboard length in.	mm	weight lbs.	kg	cubic feet	overall size width x length in.	mm	model #	list
20″ x 16″	508 x 406	–		55	24.9	10.1	27″ x 21″	686 x 533	**FN2016-1-14/3**	3929
20″ x 18″	508 x 457	–		58	26.3	11.9	27″ x 23″	686 x 584	**FN2018-1-14/3** •	4428
20″ x 20″	508 x 508	–		60	27.2	12.9	27″ x 25″	686 x 635	**FN2020-1-14/3**	4428
24″ x 24″	610 x 610	–		69	31.2	17.8	31″ x 29″	787 x 737	**FN2424-1-14/3**	4739
28″ x 20″	711 x 508	–		79	35.8	16.7	35″ x 25″	889 x 635	**FN2820-1-14/3**	5227

One Compartment, One Drainboard *(right or left)*



bowl size width x length in.	mm	drainboard length in.	mm	weight lbs.	kg	cubic feet	overall size width x length in.	mm	model #	list
20″ x 16″	508 x 406	18″	457	74	30.8	18.7	27″ x 37½″	686 x 953	**FN2016-1-18R or L-14/3**	4184
		24″	610	80	33.1	21.5	27″ x 43½″	686 x 1105	**FN2016-1-24R or L-14/3**	4253
20″ x 18″	508 x 457	18″	457	76	34.4	20.3	27″ x 39½″	686 x 1003	**FN2018-1-18R or L-14/3**	4586
		24″	610	81	36.7	22.4	27″ x 45½″	686 x 1156	**FN2018-1-24R or L-14/3**	4665
20″ x 20″	508 x 508	24″	610	85	37.2	23.4	27″ x 47½″	686 x 1207	**FN2020-1-24R or L-14/3**	4665
24″ x 24″	610 x 610	24″	610	88	37.6	30.5	31″ x 51½″	787 x 1308	**FN2424-1-24R or L-14/3**	5335
28″ x 20″	711 x 508	24″	610	104	43.1	30.2	35″ x 47½″	889 x 1207	**FN2820-1-24R or L-14/3**	5453

One Compartment, Double Drainboards

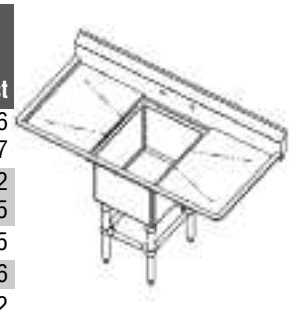

bowl size width x length in.	mm	drainboard length in.	mm	weight lbs.	kg	cubic feet	overall size width x length in.	mm	model #	list
20″ x 16″	508 x 406	18″	457	93	37.6	26.3	27″ x 54″	686 x 1372	**FN2016-1-18-14/3**	4346
		24″	610	105	42.1	32.0	27″ x 66″	686 x 1676	**FN2016-1-24-14/3**	4517
20″ x 18″	508 x 457	18″	457	96	43.5	28.7	27″ x 56″	686 x 1422	**FN2018-1-18-14/3**	4772
		24″	610	106	48.1	32.9	27″ x 68″	686 x 1727	**FN2018-1-24-14/3**	4925
20″ x 20″	508 x 508	24″	610	110	48.5	33.9	27″ x 70″	686 x 1778	**FN2020-1-24-14/3**	4925
24″ x 24″	610 x 610	24″	610	119	49.0	43.9	31″ x 74″	787 x 1880	**FN2424-1-24-14/3**	5646
28″ x 20″	711 x 508	24″	610	129	55.3	43.8	35″ x 70″	889 x 1778	**FN2820-1-24-14/3**	5702

SPEC-MASTER® FN Series Coved Corner Sinks
Two-Compartment Sinks (NSF)

see spec sheet **EG20.33**



(faucet not included)

FEATURES:

- 14 gauge 300 series 18-8 stainless steel.
- All bowls are 14″ *(356mm)* deep and have ⅝″ *(16mm)* radius corners, both vertical and horizontal.
- Stainless steel gussets, feet, legs and crossbracing.
- Adjustable crossbracing front-to-back and side-to-side for increased stability.
- 9½″ *(241mm)* standard backsplash includes 1″ *(25mm)* upturn and tile edge.
- Basket-type waste drains are included to fit sink bowls' 3½″ *(89mm)* opening and feature 1½″ *(38mm)* outlet.
- 30″ and 36″ *(762 and 914mm)* drainboards* available upon request.
- 44½″ (1130mm) overall height.

Notes: **Twist drain brackets available.**
Works in conjunction with optional twist handle drains *(not included – see page 260)*. To order, **add $40 per compartment to list price** and suffix **"-TB"** to model number **(example: FN2032-2-14/3-TB).**

For overflow hole *(does not include drain)*, **add $59 per compartment to list price** and suffix **"-OF"** to model number **(example: FN2032-2-14/3-OF).**

* On sinks with drainboard(s) 30″ and 36″, legs are under the outer end of the drainboard(s).

Note: All shipping weights and cubic feet are approximate.
ALL SINKS SHIPPED FULLY CRATED.
For sink accessories, see pages 260-261.
For sink kits, see page 242.

(•) MTS *(made to stock)* / ( ) MTO *(made to order)*

Two Compartments, No Drainboards



bowl size width x length in.	mm	drainboard length in.	mm	weight lbs.	kg	cubic feet	overall size width x length in.	mm	model #	list
20″ x 16″	508 x 406	–		77	34.9	20.4	27″ x 39″	686 x 991	**FN2032-2-14/3**	5254
20″ x 18″	508 x 457	–		82	37.2	22.4	27″ x 43″	686 x 1092	**FN2036-2-14/3**	5770
20″ x 20″	508 x 508	–		86	39.0	23.9	27″ x 47″	686 x 1194	**FN2040-2-14/3**	5770
24″ x 24″	610 x 610	–		91	41.3	32.2	31″ x 55″	787 x 1397	**FN2448-2-14/3**	6859
28″ x 20″	711 x 508	–		96	43.6	31.3	35″ x 47″	889 x 1194	**FN2840-2-14/3**	6872

Two Compartments, One Drainboard *(right or left)*



bowl size width x length in.	mm	drainboard length in.	mm	weight lbs.	kg	cubic feet	overall size width x length in.	mm	model #	list
20″ x 16″	508 x 406	18″	457	96	43.6	28.2	27″ x 55½″	686 x 1410	**FN2032-2-18R or L-14/3**	5646
		24″	610	102	46.3	31.1	27″ x 61½″	686 x 1562	**FN2032-2-24R or L-14/3**	5744
20″ x 18″	508 x 457	18″	457	101	45.8	30.6	27″ x 59½″	686 x 1511	**FN2036-2-18R or L-14/3**	6388
		24″	610	107	48.5	33.1	27″ x 65½″	686 x 1664	**FN2036-2-24R or L-14/3**	6468
20″ x 20″	508 x 508	24″	610	111	50.3	35.0	27″ x 69½″	686 x 1763	**FN2040-2-24R or L-14/3**	6468
24″ x 24″	610 x 610	24″	610	116	52.6	45.0	31″ x 77½″	787 x 1969	**FN2448-2-24R or L-14/3**	7780
28″ x 20″	711 x 508	24″	610	121	54.9	45.0	35″ x 69½″	889 x 1763	**FN2840-2-24R or L-14/3**	7780

Two Compartments, Double Drainboards

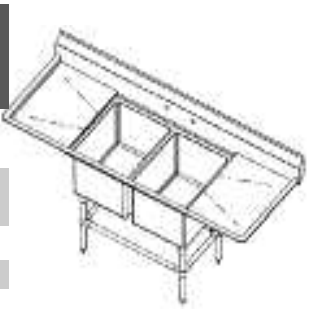

bowl size width x length in.	mm	drainboard length in.	mm	weight lbs.	kg	cubic feet	overall size width x length in.	mm	model #	list
20″ x 16″	508 x 406	18″	457	115	52.2	36.0	27″ x 72″	686 x 1829	**FN2032-2-18-14/3**	5843
		24″	610	127	57.6	41.8	27″ x 84″	686 x 2134	**FN2032-2-24-14/3**	5984
20″ x 18″	508 x 457	18″	457	120	54.4	39.4	27″ x 76″	686 x 1930	**FN2036-2-18-14/3** •	6262
		24″	610	132	59.9	43.8	27″ x 88″	686 x 2235	**FN2036-2-24-14/3**	6703
20″ x 20″	508 x 508	24″	610	136	61.7	45.7	27″ x 92″	686 x 2337	**FN2040-2-24-14/3**	6703
24″ x 24″	610 x 610	24″	610	141	64.0	58.4	31″ x 100″	787 x 2540	**FN2448-2-24-14/3**	8058
28″ x 20″	711 x 508	24″	610	146	66.2	58.8	35″ x 92″	889 x 2337	**FN2840-2-24-14/3**	8110

100 Industrial Boulevard, Clayton, DE 19938-8903 U.S.A.
Phone: 302-653-3000. Fax: 302-653-2065
http://www.eaglemhc.com

EAGLE MHC Division
Material Handling, Healthcare & Cleanroom Equipment

SPEC-MASTER® FN Series Coved Corner Sinks
Three-Compartment Sinks NSF

see spec sheet **EG20.34**



(faucets not included)

FEATURES:

- 14 gauge 300 series 18-8 stainless steel.
- All bowls are 14″ *(356mm)* deep and have ⅝″ *(16mm)* radius corners, both vertical and horizontal.
- Stainless steel gussets, feet, legs and crossbracing.
- Adjustable crossbracing front-to-back and side-to-side for increased stability.
- 9½″ *(241mm)* standard backsplash includes 1″ *(25mm)* upturn and tile edge.
- Basket-type waste drains are included to fit sink bowls' 3½″ *(89mm)* opening and feature 1½″ *(38mm)* outlet.
- 30″ and 36″ *(762 and 914mm)* drainboards* available upon request.
- 44½″ (1130mm) overall height.

Notes: **Twist drain brackets available.**
Works in conjunction with optional twist handle drains *(not included – see page 260)*. To order, **add $40 per compartment** to list price and suffix **"-TB"** to model number **(example: FN2048-3-14/3-TB).**

For overflow hole *(does not include drain)*, **add $59 per compartment to list price** and suffix **"-OF"** to model number **(example: FN2048-3-14/3-OF).**

* On sinks with drainboard(s) 30″ and 36″, legs are under the outer end of the drainboard(s).

Note: All shipping weights and cubic feet are approximate.
ALL SINKS SHIPPED FULLY CRATED.
For sink accessories, see pages 260-261.
For sink kits, see page 242.

(•) MTS *(made to stock)* / ( ) MTO *(made to order)*

Three Compartments, No Drainboards

bowl size width x length in.	mm	drainboard length in.	mm	weight lbs.	kg	cubic feet	overall size width x length in.	mm	model #	list
20″ x 16″	508 x 406	–		99	44.9	29.2	27″ x 57″	686 x 1448	**FN2048-3-14/3**	6496
20″ x 18″	508 x 457	–		102	46.3	32.1	27″ x 63″	686 x 1600	**FN2054-3-14/3 ***	7425
20″ x 20″	508 x 508	–		114	51.7	35.0	27″ x 69″	686 x 1753	**FN2060-3-14/3 ***	7425
24″ x 24″	610 x 610	–		127	57.6	46.7	31″ x 81″	787 x 2057	**FN2472-3-14/3 ***	8635
28″ x 20″	711 x 508	–		130	59.0	45.0	35″ x 69″	889 x 1753	**FN2860-3-14/3 ***	8896



* Features two sets of faucet holes.

Three Compartments, One Drainboard *(right or left)*

bowl size width x length in.	mm	drainboard length in.	mm	weight lbs.	kg	cubic feet	overall size width x length in.	mm	model #	list
20″ x 16″	508 x 406	18″	457	118	53.5	36.9	27″ x 73½″	686 x 1867	**FN2048-3-18R or L-14/3**	6767
		24″	610	124	56.2	39.9	27″ x 79½″	686 x 2019	**FN2048-3-24R or L-14/3**	6834
20″ x 18″	508 x 457	18″	457	121	54.9	40.4	27″ x 79½″	686 x 2019	**FN2054-3-18R or L-14/3 ***	7978
		24″	610	127	57.6	42.8	27″ x 85½″	686 x 2172	**FN2054-3-24R or L-14/3 ***	8034
20″ x 20″	508 x 508	24″	610	139	63.1	45.7	27″ x 91½″	686 x 2324	**FN2060-3-24R or L-14/3 ***	8034
24″ x 24″	610 x 610	24″	610	152	68.9	59.5	31″ x 103½″	787 x 2629	**FN2472-3-24R or L-14/3 ***	9766
28″ x 20″	711 x 508	24″	610	155	70.3	58.8	35″ x 91½″	889 x 2324	**FN2860-3-24R or L-14/3 ***	9942



* Features two sets of faucet holes.

Three Compartments, Double Drainboards

bowl size width x length in.	mm	drainboard length in.	mm	weight lbs.	kg	cubic feet	overall size width x length in.	mm	model #	list
20″ x 16″	508 x 406	18″	457	137	61.7	44.7	27″ x 90″	686 x 2286	**FN2048-3-18-14/3**	6931
		24″	610	149	67.6	50.6	27″ x 102″	686 x 2591	**FN2048-3-24-14/3**	7072
20″ x 18″	508 x 457	18″	457	140	63.5	49.1	27″ x 96″	686 x 2438	**FN2054-3-18-14/3 *•**	8165
		24″	610	158	71.6	53.5	27″ x 108″	686 x 2743	**FN2054-3-24-14/3 ***	8402
20″ x 20″	508 x 508	24″	610	164	74.4	56.4	27″ x 114″	686 x 2896	**FN2060-3-24-14/3 ***	8402
24″ x 24″	610 x 610	24″	610	177	80.3	72.8	31″ x 126″	787 x 3200	**FN2472-3-24-14/3 ***	10024
28″ x 20″	711 x 508	24″	610	180	81.6	72.5	35″ x 114″	889 x 2896	**FN2860-3-24-14/3 ***	10289



* Features two sets of faucet holes.

SPEC-MASTER® FN Series Coved Corner Sinks
Four-Compartment Sinks NSF

see spec sheet **EG20.35**



all sinks two sets of faucets holes

FEATURES:

- 14 gauge 300 series 18-8 stainless steel.
- All bowls are 14″ *(356mm)* deep and have ⅝″ *(16mm)* radius corners, both vertical and horizontal.
- Stainless steel gussets, feet, legs and crossbracing.
- Adjustable crossbracing front-to-back and side-to-side for increased stability.
- 9½″ *(241mm)* standard backsplash includes 1″ *(25mm)* upturn and tile edge.
- Basket-type waste drains are included to fit sink bowls' 3½″ *(89mm)* opening and feature 1½″ *(38mm)* outlet.
- 30″ and 36″ *(762 and 914mm)* drainboards* available upon request.
- 44½″ (1130mm) overall height.

Notes: **Twist drain brackets available.**
Works in conjunction with optional twist handle drains *(not included – see page 260)*. To order, **add $40 per compartment** to list price and suffix **"-TB"** to model number **(example: FN2064-4-14/3-TB).**

For overflow hole *(does not include drain)*, **add $9 per compartment to list price** and suffix **"-OF"** to model number **(example: FN2064-4-14/3-OF).**

* On sinks with drainboard(s) 30″ and 36″, legs are under the outer end of the drainboard(s).

Note: All shipping weights and cubic feet are approximate. **ALL SINKS SHIPPED FULLY CRATED.**
For sink accessories, see pages 260-261.
For sink kits, see page 242.

(•) MTS *(made to stock)* / ( ) MTO *(made to order)*

Four Compartments, No Drainboards

bowl size width x length in.	mm	drainboard length in.	mm	weight lbs.	kg	cubic feet	overall size width x length in.	mm	model #	list
20″ x 16″	508 x 406	–		121	54.9	35.4	27″ x 75″	686 x 1905	**FN2064-4-14/3**	8305
20″ x 18″	508 x 457	–		132	59.9	39.0	27″ x 83″	686 x 2108	**FN2072-4-14/3**	9331
20″ x 20″	508 x 508	–		142	64.4	42.7	27″ x 91″	686 x 2311	**FN2080-4-14/3**	9331
24″ x 24″	610 x 610	–		163	73.9	57.1	31″ x 107″	787 x 2718	**FN2496-4-14/3**	10735
28″ x 20″	711 x 508	–		170	77.1	54.9	35″ x 91″	889 x 2311	**FN2880-4-14/3**	11356



Four Compartments, One Drainboard *(right or left)*

bowl size width x length in.	mm	drainboard length in.	mm	weight lbs.	kg	cubic feet	overall size width x length in.	mm	model #	list
20″ x 16″	508 x 406	18″	457	140	63.5	45.7	27″ x 91½″	686 x 2324	**FN2064-4-18R or L-14/3**	8366
		24″	610	146	66.2	48.6	27″ x 97½″	686 x 2477	**FN2064-4-24R or L-14/3**	8442
20″ x 18″	508 x 457	18″	457	151	68.5	50.1	27″ x 99½″	686 x 2527	**FN2072-4-18R or L-14/3**	9874
		24″	610	157	71.2	52.5	27″ x 105½″	686 x 2680	**FN2072-4-24R or L-14/3**	9931
20″ x 20″	508 x 508	24″	610	167	75.8	56.4	27″ x 113½″	686 x 2883	**FN2080-4-24R or L-14/3**	9931
24″ x 24″	610 x 610	24″	610	188	85.3	68.5	31″ x 129½″	787 x 3289	**FN2496-4-24R or L-14/3**	11749
28″ x 20″	711 x 508	24″	610	195	88.5	67.7	35″ x 113½″	889 x 2883	**FN2880-4-24R or L-14/3**	12081



Four Compartments, Double Drainboards

bowl size width x length in.	mm	drainboard length in.	mm	weight lbs.	kg	cubic feet	overall size width x length in.	mm	model #	list
20″ x 16″	508 x 406	18″	457	159	72.1	53.5	27″ x 108″	686 x 2743	**FN2064-4-18-14/3**	8674
		24″	610	171	77.6	55.4	27″ x 120″	686 x 3048	**FN2064-4-24-14/3**	8837
20″ x 18″	508 x 457	18″	457	170	77.1	54.9	27″ x 116″	686 x 2646	**FN2072-4-18-14/3** •	10124
		24″	610	182	82.6	59.0	27″ x 128″	686 x 3251	**FN2072-4-24-14/3**	10218
20″ x 20″	508 x 508	24″	610	192	87.1	62.6	27″ x 136″	686 x 3454	**FN2080-4-24-14/3**	10218
24″ x 24″	610 x 610	24″	610	213	96.6	81.4	31″ x 152″	787 x 3861	**FN2496-4-24-14/3**	12078
28″ x 20″	711 x 508	24″	610	220	99.8	110.2	35″ x 136″	889 x 3454	**FN2880-4-24-14/3**	12426



100 Industrial Boulevard, Clayton, DE 19938-8903 U.S.A.
Phone: 302-653-3000. Fax: 302-653-2065
http://www.eaglemhc.com

EAGLE MHC Division
Material Handling, Healthcare & Cleanroom Equipment

Utility Sinks
One- and Two-Compartment Sinks

see spec sheets **EG20.13A** **EG20.13B**





Note: Overflow hole available *(does not include drain)*. To order, **add $59 per compartment to list price** and suffix **"-OF"** to model number **(example: 1818-1-16/3-OF).**

For detachable drainboards, see page 249.

For NSF-approved utility sinks, **add 35% to list price** and add prefix **"N-"** to model number. **Example: N-2460-2-16/3.**

FEATURES:

- For numerous applications when NSF construction is not required.
- Square-corner construction.
- 8″ *(203mm)* backsplash.
- Adjustable bullet feet.
- Heavy gauge stainless steel.
- 304 and 430 series construction available.
- Sink compartments are 13⅜″ *(340mm)* deep.
- Legs are 1⅝″ *(41mm)* diameter galvanized tubing and are located directly under sink compartments for maximum stability and weight support.
- 42¾″ (1086mm) overall height.

These sinks are NOT recommended for healthcare and laboratory applications. If you are unsure as to your application needs, please contact Factory.

(•) MTS *(made to stock)* / ( ) MTO *(made to order)*

One Compartment, No Drainboards

bowl size width x length in.	mm	drainboard length in.	mm	weight lbs.	kg	cubic feet	overall size width x length in.	mm	type 430 stainless steel model #	list	type 304 stainless steel model #	list
18″ x 18″	457 x 457	–		53	24.0	0.9	22″ x 19⅜″	559 x 492	**1818-1-16/4 •**	1286	**1818-1-16/3**	1501
18″ x 24″	457 x 610	–		56	25.4	11.6	22″ x 25⅜″	559 x 645	**1824-1-16/4**	1296	**1824-1-16/3**	1569
21″ x 18″	533 x 457	–		56	25.4	10.5	25″ x 19⅜″	635 x 492	**2118-1-16/4 •**	1281	**2118-1-16/3**	1539
21″ x 24″	533 x 610	–		59	26.8	13.1	25″ x 25⅜″	635 x 645	**2124-1-16/4 •**	1327	**2124-1-16/3**	1612
21″ x 36″	533 x 914	–		65	29.5	18.1	25″ x 37⅜″	635 x 949	**2136-1-16/4**	1427	**2136-1-16/3**	1791
24″ x 24″	610 x 610	–		60	27.2	14.6	28″ x 25⅜″	711 x 645	**2424-1-16/4 •**	1381	**2424-1-16/3**	1692
24″ x 36″	610 x 914	–		68	30.8	20.2	28″ x 37⅜″	711 x 949	**2436-1-16/4 •**	1469	**2436-1-16/3**	1875

One Compartment, Double Drainboards

bowl size width x length in.	mm	drainboard length in.	mm	weight lbs.	kg	cubic feet	overall size width x length in.	mm	type 430 stainless steel model #	list	type 304 stainless steel model #	list
21″ x 24″	533 x 610	18″	457	99	44.9	28.3	25″ x 60¼″	635 x 1530	**2124-1-18-16/4**	2854	**2124-1-18-16/3**	3480
24″ x 24″	610 x 610	24″	610	108	49.0	37.1	28″ x 72¼″	711 x 1835	**2424-1-24-16/4**	3071	**2424-1-24-16/3**	3595

Two Compartments, No Drainboards

bowl size width x length in.	mm	drainboard length in.	mm	weight lbs.	kg	cubic feet	overall size width x length in.	mm	type 430 stainless steel model #	list	type 304 stainless steel model #	list
18″ x 18″	457 x 457	–		75	34.0	16.1	22″ x 37⅜″	559 x 949	**1836-2-16/4 •**	1735	**1836-2-16/3**	2122
18″ x 24″	457 x 610	–		80	36.3	20.6	22″ x 49⅜″	559 x 1254	**1848-2-16/4**	1819	**1848-2-16/3**	2285
21″ x 18″	533 x 457	–		80	36.3	18.1	25″ x 37⅜″	635 x 949	**2136-2-16/4 •**	1773	**2136-2-16/3**	2184
21″ x 24″	533 x 610	–		85	38.6	23.2	25″ x 49⅜″	635 x 1254	**2148-2-16/4**	1794	**2148-2-16/3**	2306
24″ x 24″	610 x 610	–		89	40.4	25.8	28″ x 49⅜″	711 x 1254	**2448-2-16/4 •**	1969	**2448-2-16/3**	2449
24″ x 30″	610 x 762	–		95	43.1	31.5	28″ x 61⅜″	711 x 1559	**2460-2-16/4**	2442	**2460-2-16/3**	2813

Two Compartments, Double Drainboards

bowl size width x length in.	mm	drainboard length in.	mm	weight lbs.	kg	cubic feet	overall size width x length in.	mm	type 430 stainless steel model #	list	type 304 stainless steel model #	list
21″ x 18″	533 x 457	18″	457	120	3048	33.3	25″ x 72¼″	635 x 1835	**2136-2-18-16/4**	3517	**2136-2-18-16/3**	4251
24″ x 24″	610 x 610	24″	610	139	3531	48.4	28″ x 96¼″	711 x 2445	**2448-2-24-16/4**	3662	**2448-2-24-16/3**	4397

Utility Sinks
Three- and Four-Compartment Sinks

see spec sheets **EG20.13C** **EG20.13D**



Note: Overflow hole available *(does not include drain)*. To order, **add $59 per compartment to list price** and suffix **"-OF"** to model number **(example: 1836-3-16/3-OF).**

For detachable drainboards, see page 249.

For NSF-approved utility sinks, **add 35% to list price** and add prefix **"N-"** to model number. **Example: N-1836-3-16/3.**

(•) MTS *(made to stock)* / ( ) MTO *(made to order)*

Three Compartments, No Drainboards

bowl size width x length in.	mm	drainboard length in.	mm	weight lbs.	kg	cubic feet	overall size width x length in.	mm	type 430 stainless steel model #	list	type 304 stainless steel model #	list
18″ x 12″	457 x 305	–		79	35.8	16.1	22″ x 37⅜″	559 x 949	**1836-3-16/4** •	1999	**1836-3-16/3**	2430
18″ x 16″	457 x 406	–		90	40.8	20.6	22″ x 49⅜″	559 x 1254	**1848-3-16/4**	2085	**1848-3-16/3**	2582
18″ x 18″	457 x 457	–		97	44.0	22.8	22″ x 55⅜″	559 x 1407	**1854-3-16/4** •	2369	**1854-3-16/3**	2819
21″ x 12″	533 x 305	–		85	38.6	18.1	25″ x 37⅜″	635 x 949	**2136-3-16/4** •	2051	**2136-3-16/3**	2510
21″ x 16″	533 x 406	–		87	39.5	23.2	25″ x 49⅜″	635 x 1254	**2148-3-16/4** •	2142	**2148-3-16/3**	2666
21″ x 18″	533 x 457	–		100	45.4	25.7	25″ x 55⅜″	635 x 1407	**2154-3-16/4** •	2377	**2154-3-16/3**	2897
21″ x 20″	533 x 508	–		110	49.9	28.3	25″ x 61⅜″	635 x 1559	**2160-3-16/4** *	2457	**2160-3-16/3** *	4142
24″ x 16″	610 x 406	–		92	41.7	25.8	28″ x 49⅜″	711 x 1254	**2448-3-16/4**	2248	**2448-3-16/3**	2786
24″ x 20″	610 x 508	–		115	52.2	31.5	28″ x 61⅜″	711 x 1559	**2460-3-16/4** *	2600	**2460-3-16/3** *	3126
24″ x 24″	610 x 610	–		125	56.7	37.1	28″ x 73⅜″	711 x 1864	**2472-3-16/4** *•	2663	**2472-3-16/3** *	3309

* Features two sets of faucet holes.

Three Compartments, Double Drainboards

bowl size width x length in.	mm	drainboard length in.	mm	weight lbs.	kg	cubic feet	overall size width x length in.	mm	type 430 stainless steel model #	list	type 304 stainless steel model #	list
21″ x 12″	533 x 305	18″	457	125	56.7	33.3	25″ x 72¼″	635 x 1835	**2136-3-18-16/4**	3594	**2136-3-18-16/3**	4282
21″ x 16″	533 x 406	18″	457	127	57.6	38.4	25″ x 84¼″	635 x 2140	**2148-3-18-16/4**	3712	**2148-3-18-16/3**	4575
21″ x 18″	533 x 457	18″	457	140	63.5	40.9	25″ x 90¼″	635 x 2292	**2154-3-18-16/4**	4055	**2154-3-18-16/3**	4862
24″ x 24″	610 x 610	24″	610	175	79.4	59.6	28″ x 120¼″	711 x 3054	**2472-3-24-16/4***	4374	**2472-3-24-16/3** *	5572

* Features two sets of faucet holes.

Four Compartments, No Drainboards *(All sinks feature two sets of faucet holes.)*

bowl size width x length in.	mm	drainboard length in.	mm	weight lbs.	kg	cubic feet	overall size width x length in.	mm	type 430 stainless steel model #	list	type 304 stainless steel model #	list
18″ x 18″	457 x 457	–		110	49.9	29.5	22″ x 73⅜″	559 x 1864	**1872-4-16/4**	2724	**1872-4-16/3**	3396
21″ x 18″	533 x 457	–		115	52.2	33.3	25″ x 73⅜″	635 x 1864	**2172-4-16/4**	2854	**2172-4-16/3**	3449
24″ x 18″	610 x 457	–		125	56.7	37.1	28″ x 73⅜″	711 x 1864	**2472-4-16/4**	2932	**2472-4-16/3**	3610

Four Compartments, Double Drainboards - *(All sinks feature two sets of faucet holes.)*

bowl size width x length in.	mm	drainboard length in.	mm	weight lbs.	kg	cubic feet	overall size width x length in.	mm	type 430 stainless steel model #	list	type 304 stainless steel model #	list
21″ x 18″	533 x 457	18″	457	155	70.3	48.5	25″ x 108¼″	635 x 2750	**2172-4-18-16/4**	4496	**2172-4-18-16/3**	5247

100 Industrial Boulevard, Clayton, DE 19938-8903 U.S.A.
Phone: 302-653-3000. Fax: 302-653-2065
http://www.eaglemhc.com

EAGLE MHC Division
Material Handling, Healthcare & Cleanroom Equipment

Detachable Drainboards for Utility Sinks

see spec sheet **EG20.13E**



Drainboards will not work on NSF utility sinks!

FEATURES:

- Unique die-stamped rolled rim construction.
- All drainboards are fully reversible, allowing for left- or right-hand operation.
- "Easy clip-on installation" utilizes two support brackets that bolt to sink gussets.
- Available in 430 or 304 series stainless steel.
- Drainboards 30″ *(762mm)* long are furnished with legs.

(•) MTS *(made to stock)* / ( ) MTO *(made to order)*

width (front-to-back) x length (side-to-side) in.	mm	weight lbs.	kg	cu ft	16 gauge type 430 stainless steel model #	list	16 gauge type 304 stainless steel model #	list
18″ x 18″	457 x 457	19	8.6	1.8	**18x18 RRDEDB** •	361	**18x18 RRDEDB-16/3**	604
18″ x 24″	457 x 610	23	10.4	1.9	**18x24 RRDEDB** •	383	**18x24 RRDEDB-16/3**	635
18″ x 30″	457 x 762	27	12.2	2.8	**18x30 RRDEDB**	652	**18x30 RRDEDB-16/3**	711
21″ x 18″	533 x 457	20	9.0	1.8	**21x18 RRDEDB** •	361	**21x18 RRDEDB-16/3**	604
21″ x 24″	533 x 610	24	10.9	2.1	**21x24 RRDEDB** •	388	**21x24 RRDEDB-16/3**	635
21″ x 30″	533 x 762	28	12.7	2.5	**21x30 RRDEDB**	728	**21x30 RRDEDB-16/3**	765
24″ x 18″	610 x 457	21	9.5	2.3	**24x18 RRDEDB** •	372	**24x18 RRDEDB-16/3**	596
24″ x 24″	610 x 610	25	11.3	2.4	**24x24 RRDEDB** •	403	**24x24 RRDEDB-16/3**	657
24″ x 30″	610 x 762	29	13.2	2.7	**24x30 RRDEDB**	714	**24x30 RRDEDB-16/3**	753

SPEC-MASTER® FFN Series Flush Front Sinks

see spec sheet **EG20.54**



FEATURES:

- Full front and 10″ *(254mm)* high backsplash are 14 gauge stainless steel.
- 14 gauge double drainboards, rolled rims and sink bowl partitions.
- 1″ *(25mm)* downturn at rear.
- Sink compartments feature ¾″ *(19mm)* coved inside radii.
- Basket-type waste drain fits 3½″ *(89mm)* opening and features 1½″ *(38mm)* outlet.
- Legs are located directly under sink bowls.
- All-welded base constructed of 1⅝″ *(41mm)* diameter tubular stainless steel.
- Adjustable stainless steel bullet feet.
- 14″ *(356mm)* water level and swirl-away drainage.
- 44⅝″ *(1134mm)* overall height.

				Two Compartments				Three Compartments *			
bowl size width x length in.	mm	drainboard length in.	mm	overall size width x length in.	mm	model #	list	overall size width x length in.	mm	model #	list
27″ x 18″	686 x 457	24″	610	30½″ x 85⅝″	775 x 2216	**FFN2736-2-24-14/3**	14971	30½″ x 105¼″	775 x 2673	**FFN2754-3-24-14/3**	18061
27″ x 18″	686 x 457	30″	762	30½″ x 97⅝″	775 x 2480	**FFN2736-2-30-14/3**	16757	30½″ x 117¼″	775 x 2978	**FFN2754-3-30-14/3**	20120
27″ x 20″	686 x 508	24″	610	30½″ x 89⅝″	775 x 2318	**FFN2740-2-24-14/3**	15661	30½″ x 111¼″	775 x 2826	**FFN2760-3-24-14/3**	19096
27″ x 20″	686 x 508	30″	762	30½″ x 101⅝″	775 x 2581	**FFN2740-2-30-14/3**	17439	30½″ x 123¼″	775 x 3131	**FFN2760-3-30-14/3**	21156
27″ x 24″	686 x 610	24″	610	30½″ x 97⅝″	775 x 2521	**FFN2748-2-24-14/3**	17032	30½″ x 123¼″	775 x 3131	**FFN2772-3-24-14/3**	21156
27″ x 24″	686 x 610	30″	762	30½″ x 109⅝″	775 x 2785	**FFN2748-2-30-14/3**	18817	30½″ x 135¼″	775 x 3435	**FFN2772-3-30-14/3**	23210
27″ x 30″	686 x 762	24″	610	30½″ x 109⅝″	775 x 2826	**FFN2760-2-24-14/3**	19096	30½″ x 141¼″	775 x 3588	**FFN2790-3-24-14/3**	24243
27″ x 30″	686 x 762	30″	762	30½″ x 121⅝″	775 x 3089	**FFN2760-2-30-14/3**	20872	30½″ x 153¼″	775 x 3893	**FFN2790-3-30-14/3**	26304

* Three-Compartment sinks feature two sets of faucet holes.

SPEC-MASTER® Specialty Use/Parts Cleaning Sinks (NSF)

see spec sheet **EG20.38**



FEATURES:

- All bowls have 14″ depth *(356mm)*, ⅝″ *(16mm)* radius corners.
- 14 gauge type 304 18-8 stainless steel construction.
- Available with one, two, or no drainboards.

Note: All shipping weights and cubic feet are approximate.

Two Compartments

inside bowl dimensions width x length in.	mm	overall dimensions width x length x height in.	mm	drain boards	weight lbs.	kg	cu ft	model #	list
14″ x 32″	356 x 813	37″ x 37″ x 44½″	902 x 940 x 1130	none	155	70.3	23	**SFN2832-2-14/3**	6683
14″ x 32″	356 x 813	37″ x 53½″ x 44½″	902 x 1359 x 1130	one 18″ *(457mm)* R or L	175	79.3	26	**SFN2832-2-18R or L-14/3**	7520
14″ x 32″	356 x 813	37″ x 70″ x 44½″	902 x 1778 x 1130	two 18″ *(457mm)* R & L	200	90.7	46	**SFN2832-2-18-14/3**	8233

Three Compartments

inside bowl dimensions width x length in.	mm	overall dimensions width x length x height in.	mm	drain boards	weight lbs.	kg	cu ft	model #	list
two 14″ x 32″ *(356 x 813mm)* bowls, & one 20″ x 30″ *(508 x 762mm)* bowl		37″ x 59″ x 44½″	902 x 1499 x 1130	none	164	74.4	36	**SFN3052-3-14/3**	8565
		37″ x 75½″ x 44½″	902 x 1918 x 1130	one 18″ *(457mm)* R or L	192	87.1	47	**SFN3052-3-18R or L-14/3**	9271
		37″ x 92″ x 44½″	902 x 2337 x 1130	two 18″ *(457mm)* R & L	210	95.3	58	**SFN3052-3-18-14/3**	9508
three 32″ x 14″ *(813 x 356mm)* bowls		39″ x 51″ x 44½″	991 x 1265 x 1130	none	160	72.6	32	**SFN3242-3-14/3**	8925
		39″ x 67½″ x 44½″	991 x 1715 x 1130	one 18″ *(457mm)* R or L	175	79.4	45	**SFN3242-3-18R or L-14/3**	9201
		39″ x 84″ x 44½″	991 x 2134 x 1130	two 18″ *(457mm)* R & L	200	90.7	56	**SFN3242-3-18-14/3**	9531

314 Series Corner Sinks (NSF)

see spec sheet **EG20.09**



all sinks have two sets of faucet holes

FEATURES:

- Deep-drawn, heavy gauge type 304 construction.
- Poly cutting board/sink cover.

Note: All shipping weights and cubic feet are approximate. **ALL UNITS SHIPPED FULLY CRATED.**

Twist drain brackets available. Works in conjunction with optional twist handle drains *(not included - see page 260)*. To order, **add $40 per compartment to list price** and suffix **"-TB"** to model number. **Example: C314-10-3-12-TB.**

(•) MTS *(made to stock)* / ( ) MTO *(made to order)*

no. bowls	bowl size width x length x depth	drain boards	overall size width x length x height	shipping weight	cu ft	model #	list
3	10″ x 14″ x 10″ *(254 x 355 x 254mm)*	two 12″ *(305mm)*	39″ x 43″ x 44″ *(991 x 1092 x 1118mm)*	152 lbs. *(68.9 kg)*	30	**C314-10-3-12**	6796
3	16″ x 20″ x 14″ *(406 x 508 x 356mm)*	two 18″ *(457mm)*	57¼″ x 59¾″ x 44″ *(1454 x 1518 x 1118mm)*	211 lbs. *(95.7 kg)*	77	**C314-16-3-18** •	8941
3	22″ x 22″ x 14″ *(558 x 558 x 356mm)*	two 18″ *(457mm)*	69″ x 69″ x 44″ *(1753 x 1753 x 1118mm)*	227 lbs. *(103.0 kg)*	90	**C314-22-3-18**	9698
3	24″ x 24″ x 14″ *(610 x 610 x 356mm)*	two 24″ *(610mm)*	79″ x 79″ x 44″ *(2007 x 2007 x 1118mm)*	258 lbs. *(117.0 kg)*	108	**C314-24-3-24**	10481

100 Industrial Boulevard, Clayton, DE 19938-8903 U.S.A.
Phone: 302-653-3000. Fax: 302-653-2065
http://www.eaglemhc.com

EAGLE MHC Division
Material Handling, Healthcare & Cleanroom Equipment

310 and 312 Series Specialty Use Sinks

see spec sheet **EG20.19**



FEATURES:

- Heavy gauge type 304 construction.
- Sink bowls are deep-drawn, except where noted.
- 9½″ *(241mm)* backsplash includes 1″ *(25mm)* upturn and tile edge for easy installation and feathering to wall/splash surface.

Note: All shipping weights and cubic feet are approximate.

Twist drain brackets available.
Works in conjunction with optional twist handle drains *(not included – see page 260)*. To order, **add $40 per compartment to list price** and suffix **"-TB"** to model number **(example: 310-10-3-12-TB).**

(•) MTS *(made to stock)* / ( ) MTO *(made to order)*

310 Series

no. bowls	bowl size width x length x depth	drain boards	overall size width x length x height	shipping weight	cu ft	model #	list
3	14″ x 10″ x 9¾″ *(355 x 254 x 247mm)*	two 12″ *(305mm)*	21 11/16″ x 60″ x 41″ *(551 x 1524 x 1041mm)*	71 lbs. *(32.2 kg)*	23	**310-10-3-12•**	4051
3	14″ x 10″ x 9¾″ *(355 x 254 x 247mm)*	two 18″ *(457mm)*	21 11/16″ x 72″ x 41″ *(551 x 1829 x 1041mm)*	78 lbs. *(35.4 kg)*	27	**310-10-3-18•**	4153
3	14″ x 10″ x 9¾″ *(355 x 254 x 247mm)*	two 24″ *(610mm)*	21 11/16″ x 84″ x 41″ *(551 x 2134 x 1041mm)*	87 lbs. *(39.5 kg)*	32	**310-10-3-24**	4227

312 Series

no. bowls	bowl size width x length x depth	drain boards	overall size width x length x height	shipping weight	cu ft	model #	list
3	20″ x 12″ x 12″ *(508 x 305 x 305mm)*	two 12″ *(305mm)*	27 11/16″ x 66″ x 41″ *(703 x 1676 x 1041mm)*	89 lbs. *(40.4 kg)*	22	**312-12-3-12•***	4298
3	14″ x 16″ x 12″ *(356 x 406 x 305mm)*	two 12″ *(305mm)*	23 11/16″ x 72″ x 41″ *(602 x 1829 x 1041mm)*	105 lbs. *(47.6 kg)*	46	**312-14-3-12•**	4603

* #312-12-3-12 features fabricated sink bowls.

Faucet for Convenience Store Sinks

description	model #	list
10″ *(254mm)* spout	**300489**	374



Go Green. Go ECO-Built™ by EAGLE.

The advantages may be invisible. But when you see the tag you'll know the product you purchase has been produced in the EAGLE plant, under the principles that drive the ECO-Built™ program.

For institutions concerned about meeting their own green standards, buying ECO-Built™ is simply the right thing to do.

Look for the ECO-Built™ tag on the bar code

Mop Sinks (NSF)

see spec sheet **EG20.01**



FEATURES:

- 304 18-8 stainless steel construction.
- Sink bowl is heavy gauge with deep-drawn coved corners.
- Drain with flat strainer plate.

Note: See page 253 for Mop Storage Cabinets and optional Utility Shelves with Mop Hangers.

(•) MTS *(made to stock)* / ( ) MTO *(made to order)*

bowl width x length x depth in	bowl width x length x depth mm	cu ft	overall width x length x height in.	overall width x length x height mm	sh. weight lbs.	sh. weight kg	model #	list
16″ x 20″ x 8″	406 x 508 x 203	8.4	21½″ x 24⅝″ x 15½″	546 x 625 x 394	35	15.8	**F1916 •***	1999
16″ x 20″ x 12″	406 x 508 x 305	8.4	21½″ x 24⅝″ x 19½″	546 x 625 x 495	53	24.0	**F1916-12 ******	2070
20″ x 28″ x 8″	508 x 711 x 203	11.9	25½″ x 32⅝″ x 15½″	648 x 829 x 394	68	30.8	**F2820 ***	2287
20″ x 28″ x 12″	508 x 711 x 305	11.9	25½″ x 32⅝″ x 19½″	648 x 829 x 495	86	39.0	**F2820-12 ******	2541

* Includes 3¼″ high backsplash. 12½″ deck height.
** Includes 3¼″ high backsplash. 16½″ deck height.



3-pole mop holder



4-pole mop holder



hose & bracket



service faucet

Optional Accessories for Mop Sink

description	weight lbs.	weight kg	model #	list
3-pole mop holder, 18″ *(457mm)* length	4	1.8	**312688**	256
4-pole mop holder, 24″ *(610mm)* length	4.5	2.0	**321561 •**	374
30″ *(762mm)* hose & wall mounted bracket	8	3.6	**312689**	245
service faucet *(comes with vacuum breaker)*	11	5.0	**312690**	716



NEW

Optional 16″ Splash Kits for Mop Sinks

16 gauge type 304 stainless steel. 3″ radius on front of end splashes. Kits come with hardware for attaching to mop sink.

descriptions	fits "F1916" mop sinks model #	fits "F1916" mop sinks list	fits "F2820" mop sinks model #	fits "F2820" mop sinks list
left and rear splash kit	**503095**	719	**503098**	761
right and rear splash kit	**503096**	719	**503099**	761
left, right and rear splash kit	**503097**	1134	**503100**	1243

Quality... Value... Reliability!

Service for over 60 years.

100 Industrial Boulevard, Clayton, DE 19938-8903 U.S.A.
Phone: 302-653-3000. Fax: 302-653-2065
http://www.eaglemhc.com

EAGLE MHC Division
Material Handling, Healthcare & Cleanroom Equipment

NEW Chemical Storage Wall Cabinets

see product announcement **EG8092**



Overall dimensions of all units: 15˝ width x 24˝ length x 28˝ height.

FEATURES:

- Heavy gauge 300 or 430 series stainless steel construction.
- Stationary center shelf with safety edge.
- Top is slanted at a 15˚ angle.
- Sides are louvered along the top for ventilation.
- Double-panel removable doors with or without key lock.
- Recessed back accommodates and conceals full-length mounting plate.

features	TYPE 430 STAINLESS model #	list	TYPE 300 STAINLESS model #	list
left-hinged door	**WCH4-24C-L**	5089	**WCH-24C-L**	5639
left-hinged door with key lock	**WCH4-24C-LL**	5433	**WCH-24C-LL**	5983
right-hinged door	**WCH4-24C-R**	5089	**WCH-24C-R**	5639
right-hinged door with key lock	**WCH4-24C-RL**	5433	**WCH-24C-RL**	5983

Mop Sink Storage Cabinets NSF

see spec sheet **EG20.04**



(mops shown not included)

FEATURES:

- Heavy gauge type 430 stainless steel construction.
- Overhead shelf (Double-width units feature four shelves).
- Double-pan 20 gauge stainless steel hinged doors.
- Transverse rod handles featuring keyed locks.
- Top is slanted at a 15˚ angle.
- Sides are louvered along the top for ventilation.
- Mop sink holds two mops.
- Cabinets comes with service faucet, 30˝ *(762mm)* hose and wall mounted bracket.

Note: **Optional upgrade to type 300 stainless steel cabinet available.** To order, **add 15% to list price** and suffix **"-SE"** to model number **(example: F1916-VSCS-SE).**

description	width x length x height in.	mm	weight lbs.	kg	cubic feet	model #	list
single-width cabinet	22¼˝ x 25˝ x 84¼˝	565 x 635 x 2140	274	124.3	39.0	**F1916-VSCS**	7435
double-width cabinet, mop sink at left	22¼˝ x 47½˝ x 84¼˝	565 x 1207 x 2140	544	246.7	81.9	**F1916-VSCS-DL**	8494
double-width cabinet, mop sink at right	22¼˝ x 47½˝ x 84¼˝	565 x 1207 x 2140	544	246.7	81.9	**F1916-VSCS-DR**	8494

Utility Shelves with Mop Hangers

see spec sheet **EG20.02**

FEATURES:

- 16 gauge type 304 stainless steel.
- Mop hangers. Flat hooks.
- Hangers and hooks are riveted to front of shelf.

Note: Faucets listed are lead-free AB1953-compliant.

width x length in.	mm	model #	list
8˝ x 24˝	203 x 610	**US0824-16/3•**	800
8˝ x 36˝	203 x 914	**US0836-16/3**	920
8˝ x 48˝	203 x 1219	**US0848-16/3**	1165



(•) MTS *(made to stock)* / ( ) MTO *(made to order)*

Countertop Drop-In Sinks (NSF) with Self Rim Design

see spec sheet **EG20.39**

FEATURES:
- 304 series stainless steel.
- Faucet and 1½″ *(38mm)* outlet basket drain.

(•) MTS *(made to stock)* / ( ) MTO *(made to order)*

Not NSF approved for warewashing and/or food preparation operations. **Not intended for NSF installation into stainless steel worksurface. Please consult factory if need arises.**



#SR-10-14-9.5-1
one-compartment sink



#SR-10-14-9.5-2
two-compartment sink

Note: Faucet holes are punched on 4″ *(102mm)* centers. To order sinks with faucet holes punched on 8″ *(203mm)* centers, **add $211 to list price** and add suffix **"-8CL" (example: SR18-24-13.5-2-8CL).** Faucets sold separately for **"-8CL"** sinks. See page 255.

All weights and cubic feet in charts are approximate.

Recommended for 1″-thick countertops. If countertop is thicker than 1″, please indicate at time of order.

One Compartment – Furnished with #302004 faucet with gooseneck spout, except where noted. See page 255 for other available faucets.

inside bowl dimensions width x length x depth in.	mm	overall width x length in.	mm	TOP MOUNT cutout width x length in.	mm	BOTTOM MOUNT cutout* width x length in.	mm	weight lbs.	kg	cu ft	model #	list
14″ x 10″ x 5″	356 x 254 x 127	19″ x 12¾″	483 x 324	17⅜″ x 11¼″	448 x 286	14 13⁄16″ x 10 13⁄16″	376 x 275	10	4.5	0.7	**SR10-14-5-1•▲**	658
14″ x 10″ x 9½″	356 x 254 x 241	18⅞″ x 12¾″	480 x 324	17½″ x 11¼″	445 x 286	14 13⁄16″ x 10 13⁄16″	376 x 275	12	5.4	1.4	**SR10-14-9.5-1•**	722
14″ x 12″ x 9½″	356 x 305 x 241	19″ x 14¾″	483 x 375	17⅝″ x 13¼″	448 x 337	14⅜″ x 12⅜″	365 x 314	14	6.4	1.7	**SR12-14-9.5-1•▲**	970
10″ x 14″ x 5″	254 x 356 x 127	15″ x 16¾″	381 x 426	13⅜″ x 15¼″	346 x 387	10 13⁄16″ x 14 13⁄16″	275 x 376	10	4.5	0.8	**SR14-10-5-1▲**	658
10″ x 14″ x 5″	254 x 356 x 127	15″ x 16¾″	381 x 426	13⅜″ x 15¼″	346 x 387	n/a		12	5.4	0.8	**SRU14-10-5-1****▲**	1241
10″ x 14″ x 9½″	254 x 356 x 241	15″ x 16⅝″	381 x 422	13⅜″ x 15⅛″	346 x 384	10 13⁄16″ x 14 13⁄16″	275 x 376	12	5.4	1.6	**SR14-10-9.5-1**	942
12″ x 14″ x 9½″	305 x 356 x 241	17″ x 16¾″	432 x 426	15⅝″ x 15¼″	397 x 387	12⅜″ x 14⅜″	314 x 365	14	6.4	1.8	**SR14-12-9.5-1▲**	959
16″ x 14″ x 9½″	406 x 356 x 241	21″ x 16¾″	533 x 425	19⅝″ x 15¼″	499 x 387	16⅝″ x 14⅜″	422 x 372	23	10.4	2.1	**SR14-16-9.5-1•▲**	1130
14″ x 16″ x 9½″	356 x 406 x 241	19″ x 18¾″	483 x 476	17⅝″ x 17¼″	448 x 448	14⅝″ x 16⅝″	372 x 422	23	10.4	2.1	**SR16-14-9.5-1▲**	1130
20″ x 16″ x 8″	508 x 406 x 203	24¾″ x 18½″	629 x 470	23⅜″ x 17″	594 x 432	20⅝″ x 16⅝″	524 x 422	26	11.8	2.2	**SR16-19-8-1★**	967
20″ x 16″ x 13½″	508 x 406 x 343	24¾″ x 18½″	629 x 470	23⅜″ x 17″	594 x 432	20⅝″ x 16⅝″	524 x 422	28	12.7	3.9	**SR16-19-13.5-1★**	1210
24″ x 18″ x 13½″	610 x 457 x 343	28¾″ x 20½″	730 x 521	27⅜″ x 19″	695 x 483	24⅝″ x 18⅝″	626 x 473	32	14.5	4.9	**SR18-24-13.5-1★**	1283
16″ x 20″ x 8″	406 x 508 x 203	20¾″ x 22½″	527 x 572	19⅜″ x 21″	492 x 533	16⅝″ x 20⅝″	422 x 524	24	10.9	2.3	**SR19-16-8-1■•**	1130
16″ x 20″ x 13½″	406 x 508 x 343	20¾″ x 22½″	527 x 572	19⅜″ x 21″	492 x 533	16⅝″ x 20⅝″	422 x 524	25	11.3	3.9	**SR19-16-13.5-1■•**	1210
12″ x 20″ x 6½″	305 x 508 x 165	17″ x 22¾″	432 x 578	15⅝″ x 21¼″	397 x 540	12⅛″ x 20⅛″	310 x 511	28	12.7	1.6	**SR20-12-6.5-1▲**	1220
22″ x 22″ x 13½″	559 x 559 x 343	27″ x 24¾″	686 x 629	25⅜″ x 23¼″	651 x 591	see template included w/sink		34	15.4	5.5	**SR22-22-13.5-1■**	2033
18″ x 24″ x 13½″	457 x 610 x 343	22¾″ x 26½″	578 x 673	21⅜″ x 25″	543 x 635	18⅝″ x 24⅝″	473 x 626	32	14.5	5.0	**SR24-18-13.5-1★**	1178
24″ x 24″ x 13½″	610 x 610 x 343	28¾″ x 26½″	730 x 673	27⅜″ x 25″	695 x 635	24 11⁄16″ x 24 11⁄16″	627 x 627	36	16.3	6.4	**SR24-24-13.5-1■**	1544

* See page 255 for Bottom Mount Kit; ** #SRU14-10-5-1 features an upturn on sides and rear; ▲ 20 gauge stainless steel. All others constructed of 18 gauge stainless steel; ★ These sinks utilize #301248 faucet with 8″ *(203mm)* swivel spout; ■ These sinks utilize #300490 faucet with 12″ *(305mm)* swivel spout



deck mount electronic-eye faucet

Optional Deck-Mount Electronic-Eye Faucet for One Compartment Drop-In Sinks only

To order, add suffix **"-FE"** to model #.
Example: SR10-14-5-1**-FE.** Consult factory for list price.

Two Compartment – Furnished with #300490 faucet with 12″ *(203mm)* spout, except where noted. See page 255 for other available faucets.

inside bowl dimensions width x length x depth in.	mm	overall width x length in.	mm	TOP MOUNT cutout width x length in.	mm	BOTTOM MOUNT cutout* width x length in.	mm	weight lbs.	kg	cu ft	model #	list
14″ x 10″ x 9½″	356 x 254 x 241	18⅞″ x 24¾″	480 x 629	17½″ x 23¼″	445 x 591	14 13⁄16″ x 23″	376 x 584	25	11.3	2.8	**SR10-14-9.5-2■•**	1527
14″ x 12″ x 9½″	356 x 305 x 241	19″ x 28¾″	483 x 730	17⅝″ x 27¼″	448 x 692	14⅜″ x 26⅝″	365 x 676	27	12.2	3.2	**SR12-14-9.5-2▲**	1680
16″ x 14″ x 9½″	406 x 356 x 241	21″ x 32¾″	525 x 832	19⅝″ x 31¼″	499 x 794	16⅝″ x 30⅝″	422 x 778	42	19.1	4.0	**SR14-16-9.5-2▲**	1790
20″ x 16″ x 8″	508 x 406 x 203	24¾″ x 36¼″	527 x 921	23⅜″ x 34¾″	594 x 883	20⅝″ x 34¼″	524 x 870	48	21.8	4.3	**SR16-19-8-2**	2008
20″ x 16″ x 13½″	508 x 406 x 343	24¾″ x 36¼″	527 x 921	23⅜″ x 34¾″	594 x 883	20⅝″ x 34¼″	524 x 870	52	23.6	7.5	**SR16-19-13.5-2•**	2109
24″ x 18″ x 13½″	610 x 457 x 343	28¾″ x 40¼″	578 x 1022	27⅜″ x 38¾″	695 x 984	24⅝″ x 38½″	626 x 978	56	24.9	9.7	**SR18-24-13.5-2**	2417
22″ x 22″ x 13½″	559 x 559 x 343	27″ x 48¾″	686 x 1238	25⅝″ x 47¼″	651 x 1200	see template included w/sink		57	25.9	10.7	**SR22-22-13.5-2**	3262
24″ x 24″ x 13½″	610 x 610 x 343	28¾″ x 52⅛″	730 x 1324	27⅜″ x 50⅝″	695 x 1286	24 13⁄16″ x 50¼″	630 x 1276	64	29.0	12.5	**SR24-24-13.5-2**	3619

* See page 255 for Bottom Mount Kit; ■ Model #SR10-14-9.5-2 utilizes #301248 faucet with 8″ *(203mm)* swivel spout;
▲ 20 gauge stainless steel. All others constructed of 18 gauge stainless steel.

100 Industrial Boulevard, Clayton, DE 19938-8903 U.S.A.
Phone: 302-653-3000. Fax: 302-653-2065
http://www.eaglemhc.com

EAGLE MHC Division
Material Handling, Healthcare & Cleanroom Equipment

Countertop Drop-In Sinks (NSF) with Self Rim Design

see spec sheet EG20.39

FEATURES:
- 304 series stainless steel.
- Faucet and 1½″ *(38mm)* outlet basket drain.

Not NSF approved for warewashing and/or food preparation operations. **Not intended for NSF installation into stainless steel worksurface. Please consult factory if need arises.**



#SR-10-14-9.5-3
three-compartment sink

(•) MTS *(made to stock)* / ( ) MTO *(made to order)*

Note: Faucet holes are punched on 4″ *(102mm)* centers. To order sinks with faucet holes punched on 8″ *(203mm)* centers, **add $196 to list price** and add suffix **"-8CL" (example: SR18-24-13.5-3-8CL).** Faucets sold separately for **"-8CL"** sinks. See "T&S Deck Mount Faucets" chart below.

All weights and cubic feet in charts are approximate.

Recommended for 1″-thick countertops. For countertops thicker than 1″, consult factory.

Three Compartment – Furnished with #300490 faucet with 12″ *(305mm)* spout, except where noted. See below for other available faucets.

inside bowl dimensions width x length x depth in.	mm	overall width x length in.	mm	TOP MOUNT cutout width x length in.	mm	BOTTOM MOUNT cutout* width x length in.	mm	weight lbs.	kg	cu ft	model #	list
14″ x 10″ x 9½″	356 x 254 x 241	18⅞″ x 36¾″	480 x 933	17½″ x 35¼″	445 x 895	14 13/16″ x 35″	376 x 889	37	16.8	4.1	**SR10-14-9.5-3•**	2042
14″ x 12″ x 9½″	356 x 305 x 241	19″ x 42¾″	483 x 1086	17⅝″ x 41¼″	448 x 1031	14⅜″ x 40⅝″	365 x 1032	39	17.6	4.7	**SR12-14-9.5-3▲**	2465
16″ x 14″ x 9½″	406 x 356 x 241	21″ x 48¾″	533 x 1238	19⅝″ x 47¼″	498 x 1200	16⅝″ x 46⅝″	422 x 1184	66	29.9	6.0	**SR14-16-9.5-3•▲**	2515
20″ x 16″ x 8″	508 x 406 x 203	24¾″ x 54″	629 x 1372	23¾″ x 52½″	594 x 1334	20⅝″ x 52¼″	524 x 1327	72	32.7	6.3	**SR16-19-8-3**	2612
20″ x 16″ x 13½″	508 x 406 x 343	24¾″ x 54″	629 x 1372	23¾″ x 52½″	594 x 1334	20⅝″ x 52¼″	524 x 1327	77	34.9	10.9	**SR16-19-13.5-3•**	2766
24″ x 18″ x 13½″	610 x 457 x 343	28¾″ x 60″	730 x 1524	27¾″ x 58½″	695 x 1486	24⅝″ x 58¼″	626 x 1480	82	37.2	14.1	**SR18-24-13.5-3■**	3355

* See below for Bottom Mount Kit; ■ These sinks utilize #301440 faucet with 14″ *(356mm)* swivel spout;
▲ 20 gauge stainless steel. All others constructed of 18 gauge stainless steel.

Options for Countertop Drop-In Sinks

see spec sheet EG20.39

Note: Faucets listed are lead-free AB1953-compliant.

Faucets can be shipped UPS.

Standard Deck Mount Faucets — with 1/4-turn handles

description	model #	list
gooseneck faucet, 4″ *(102mm)* center, for single bowls	**302004**	249
8″ *(203mm)* spout, 4″ *(102mm)* centers, for single and double bowls	**301248**	223
12″ *(305mm)* spout, 4″ *(102mm)* centers, for triple bowls	**300490**	237
14″ *(356mm)* spout, 4″ *(102mm)* centers, for triple bowls	**301440**	257



#302004 faucet



#301248 faucet

T&S Deck Mount Faucets *OUR BEST*

description	model #	list
gooseneck faucet, 4″ *(102mm)* center, for single bowls	**313308**	595
8″ *(203mm)* spout, 4″ *(102mm)* center, for single and double bowls	**313306**	574
8″ *(203mm)* spout, 4″ *(102mm)* center, for single and double bowls, with spray arm	**377430***	59
8″ *(203mm)* spout, 8″ *(203mm)* center, for single and double bowls, with spray arm	**303560***	661
12″ *(305mm)* spout, 4″ *(102mm)* center, for triple bowls	**313303**	594
12″ *(305mm)* spout, 8″ *(203mm)* center, for triple bowls, with spray arm	**303561***	748
14″ *(356mm)* spout, 4″ *(102mm)* center, for triple bowls	**313307**	595
14″ *(356mm)* spout, 8″ *(203mm)* center, for triple bowls, with spray arm	**303562***	746

* Faucets with spray arm require special faucet holes.



#303560 faucet

Bottom-Mount Kit — One kit per one-compartment sinks, two kits per two-compartment sink, three kits per three-compartment sink.

description	model #	list
8 undermount clips per kit	**362188**	35



undermount clip

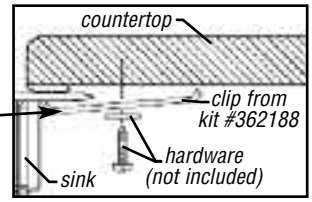

Countertop Drop-Ins with No Deck NSF

see product announcement **EG8207**

FEATURES:

- 304 series stainless steel.
- Basket drain.
- 1¾″ trim on all four sides.



One Compartment

inside bowl dimensions width x length x depth in.	mm	overall width x length in.	mm	TOP MOUNT cutout width x length in.	mm	BOTTOM MOUNT cutout* width x length in.	mm	weight lbs.	kg	cu ft	model #	list
14″ x 10″ x 5″	356 x 254 x 127	16⅝″ x 12¾″	422 x 324	15¼″ x 11¼″	387 x 286	14 13⁄16″ x 10 13⁄16″	376 x 275	10	4.5	0.7	**SR10-14-5-1-ND●▲**	599
14″ x 10″ x 9½″	356 x 254 x 241	16½″ x 12¾″	419 x 324	15¼″ x 11¼″	387 x 286	14 13⁄16″ x 10 13⁄16″	376 x 275	12	5.4	1.4	**SR10-14-9.5-1-ND●**	788
14″ x 12″ x 9½″	356 x 305 x 241	16⅝″ x 14¾″	422 x 375	15¼″ x 13¼″	387 x 337	14¾″ x 12⅜″	365 x 314	14	6.4	1.7	**SR12-14-9.5-1-ND●▲**	948
16″ x 14″ x 9½″	406 x 356 x 241	18⅝″ x 16¾″	473 x 425	17¼″ x 15¼″	438 x 387	16⅝″ x 14⅜″	422 x 372	23	10.4	2.1	**SR14-16-9.5-1-ND●▲**	1078
20″ x 16″ x 8″	508 x 406 x 203	22⅜″ x 18½″	568 x 470	21″ x 17″	533 x 432	20⅝″ x 16⅝″	524 x 422	26	11.8	2.2	**SR16-19-8-1-ND**	971
20″ x 16″ x 13½″	508 x 406 x 343	22⅜″ x 18½″	568 x 470	21″ x 17″	533 x 432	20⅝″ x 16⅝″	524 x 422	28	12.7	3.9	**SR16-19-13.5-1-ND**	1069
24″ x 18″ x 13½″	610 x 457 x 343	26⅜″ x 20½″	670 x 521	25″ x 19″	635 x 483	24⅝″ x 18⅝″	626 x 473	32	14.5	4.9	**SR18-24-13.5-1-ND**	1139
22″ x 22″ x 13½″	559 x 559 x 343	24⅜″ x 24¾″	626 x 629	23¼″ x 23¼″	591 x 591	22⅝″ x 22⅝″	575 x 575	34	15.4	5.5	**SR22-22-13.5-1-ND**	1967
24″ x 24″ x 13½″	610 x 610 x 343	26⅜″ x 26½″	670 x 673	25″ x 25″	635 x 635	24 11⁄16″ x 24 11⁄16″	627 x 627	36	16.3	6.4	**SR24-24-13.5-1-ND**	1247

* See page 255 for Bottom Mount Kit; ▲ 20 gauge stainless steel. All others constructed of 18 gauge stainless steel.

Two Compartment

inside bowl dimensions width x length x depth in.	mm	overall width x length in.	mm	TOP MOUNT cutout width x length in.	mm	BOTTOM MOUNT cutout* width x length in.	mm	weight lbs.	kg	cu ft	model #	list
14″ x 10″ x 9½″	356 x 254 x 241	16½″ x 24¾″	419 x 629	15¼″ x 23¼″	387 x 591	14 13⁄16″ x 23″	376 x 584	25	11.3	2.8	**SR10-14-9.5-2-ND●**	1490
14″ x 12″ x 9½″	356 x 305 x 241	16⅝″ x 28¾″	422 x 730	15¼″ x 27¼″	387 x 692	14⅜″ x 26⅝″	365 x 676	27	12.2	3.2	**SR12-14-9.5-2-ND▲**	1722
16″ x 14″ x 9½″	406 x 356 x 241	18⅝″ x 32¾″	473 x 832	17¼″ x 31¼″	438 x 794	16⅝″ x 30⅝″	422 x 778	42	19.1	4.0	**SR14-16-9.5-2-ND▲**	1842
20″ x 16″ x 8″	508 x 406 x 203	22⅜″ x 36¼″	568 x 921	21″ x 34¾″	533 x 883	20⅝″ x 34½″	524 x 876	48	21.8	4.3	**SR16-19-8-2-ND**	1466
20″ x 16″ x 13½″	508 x 406 x 343	22⅜″ x 36¼″	568 x 921	21″ x 34¾″	533 x 883	20⅝″ x 34½″	524 x 876	52	23.6	7.5	**SR16-19-13.5-2-ND●**	1659
24″ x 18″ x 13½″	610 x 457 x 343	26⅜″ x 40¼″	670 x 1022	25″ x 38¾″	635 x 984	24⅝″ x 38½″	626 x 978	56	24.9	9.7	**SR18-24-13.5-2-ND**	1992
22″ x 22″ x 13½″	559 x 559 x 343	24⅜″ x 48¾″	626 x 1238	23¼″ x 47¼″	591 x 1200	22⅝″ x 46⅝″	575 x 1184	57	25.9	10.7	**SR22-22-13.5-2-ND**	3657
24″ x 24″ x 13½″	610 x 610 x 343	26⅜″ x 52⅛″	670 x 1324	25″ x 50⅝″	635 x 1286	24 13⁄16″ x 50¼″	630 x 1276	64	29.0	12.5	**SR24-24-13.5-2-ND**	2105

* See page 255 for Bottom Mount Kit; ▲ 20 gauge stainless steel. All others constructed of 18 gauge stainless steel.

Three Compartment

inside bowl dimensions width x length x depth in.	mm	overall width x length in.	mm	TOP MOUNT cutout width x length in.	mm	BOTTOM MOUNT cutout* width x length in.	mm	weight lbs.	kg	cu ft	model #	list
14″ x 10″ x 9½″	356 x 254 x 241	16½″ x 36¾″	419 x 933	15¼″ x 35¼″	387 x 895	14 13⁄16″ x 35″	376 x 889	37	16.8	4.1	**SR10-14-9.5-3-ND●**	1588
14″ x 12″ x 9½″	356 x 305 x 241	16⅝″ x 42¾″	422 x 1086	15¼″ x 41¼″	387 x 1031	14⅜″ x 40⅝″	331 x 1032	39	17.6	4.7	**SR12-14-9.5-3-ND▲**	2370
16″ x 14″ x 9½″	406 x 356 x 241	18⅝″ x 48¾″	473 x 1238	17¼″ x 47¼″	438 x 1200	16⅝″ x 46⅝″	422 x 1184	66	29.9	6.0	**SR14-16-9.5-3-ND●▲**	2542
20″ x 16″ x 8″	508 x 406 x 203	22⅜″ x 54″	568 x 1372	21″ x 52½″	533 x 1334	20⅝″ x 52¼″	524 x 1327	72	32.7	6.3	**SR16-19-8-3-ND**	2063
20″ x 16″ x 13½″	508 x 406 x 343	22⅜″ x 54″	568 x 1372	21″ x 52½″	533 x 1334	20⅝″ x 52¼″	524 x 1327	77	34.9	10.9	**SR16-19-13.5-3-ND●**	2289
24″ x 18″ x 13½″	610 x 457 x 343	26⅜″ x 60″	670 x 1524	25″ x 58½″	635 x 1486	24⅝″ x 58¼″	626 x 1480	82	37.2	14.1	**SR18-24-13.5-3-ND**	2752

* See page 255 for Bottom Mount Kit; ▲ 20 gauge stainless steel. All others constructed of 18 gauge stainless steel.

100 Industrial Boulevard, Clayton, DE 19938-8903 U.S.A.
Phone: 302-653-3000. Fax: 302-653-2065
http://www.eaglemhc.com

EAGLE MHC Division
Material Handling, Healthcare & Cleanroom Equipment

Seamless Welded-In Sinks (NSF)

see spec sheet **EG20.18**

FEATURES:

- For NSF-approved welded fabrication.
- Deep-drawn seamless bowls.
- Type 304 stainless steel construction.
- Basket drain.

Note: All shipping weights and cubic feet are approximate.



For Undermount…

An understructure* is secured atop cabinet, then the sink's flanges are secured between understructure and countertop.

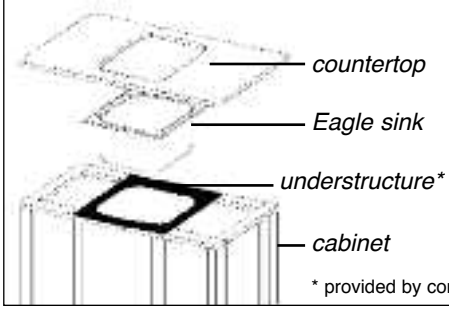

One Compartment

inside bowl dimensions width x length x depth in.	mm	overall dimensions width x length in.	mm	gauge	drain in.	mm	weight lbs.	kg	cu ft	model #	list
14″ x 10″ x 5″	356 x 254 x 127	16″ x 12″	406 x 305	20	3½″	89	9	4.1	1.4	**FDI-10-14-5-1**	433
14″ x 10″ x 9½″	356 x 254 x 241	16″ x 12″	406 x 305	18	3½″	89	11	5.0	1.4	**FDI-10-14-9.5-1**	481
14″ x 12″ x 9½″	356 x 305 x 241	16″ x 14″	406 x 356	20	3½″	89	13	5.8	2.4	**FDI-12-14-9.5-1**	501
20″ x 12″ x 6½″	508 x 305 x 165	22″ x 14″	559 x 356	20	2″	51	14	6.4	2.6	**FDI-12-20-6.5-1**	524
16″ x 14″ x 6″	406 x 356 x 152	18″ x 16″	457 x 406	20	3½″	89	14	6.4	2.5	**FDI-14-16-6-1**	538
16″ x 14″ x 9½″	406 x 356 x 241	18″ x 16″	457 x 406	20	3½″	89	14	6.4	2.3	**FDI-14-16-9.5-1**	553
20″ x 16″ x 8″	508 x 406 x 203	21¾″ x 18″	552 x 457	18	3½″	89	23	10.4	3.7	**FDI-16-19-8-1**	676
20″ x 16″ x 13½″	508 x 406 x 343	21¾″ x 18″	552 x 457	18	3½″	89	25	11.3	3.7	**FDI-16-19-13.5-1**	683
24″ x 18″ x 13½″	610 x 457 x 343	26″ x 20″	660 x 508	18	3½″	89	37	16.8	8.6	**FDI-18-24-13.5-1**	829
20″ x 20″ x 5″	508 x 508 x 127	22″ x 22″	559 x 559	20	3½″	89	19	8.6	1.5	**FDI-20-20-5-1**	530
22″ x 22″ x 13½″	559 x 559 x 343	24″ x 24″	610 x 610	18	3½″	89	39	17.6	7.3	**FDI-22-22-13.5-1**	967
24″ x 24″ x 13½″	610 x 610 x 343	26″ x 26″	660 x 660	18	3½″	89	41	18.6	8.3	**FDI-24-24-13.5-1**	1009

Two Compartment

inside bowl dimensions width x length x depth in.	mm	overall dimensions width x length in.	mm	gauge	drain in.	mm	weight lbs.	kg	cu ft	model #	list
14″ x 10″ x 9½″	356 x 254 x 241	16″ x 24″	406 x 610	18	3½″	89	19	8.6	6.5	**FDI-10-14-9.5-2**	926
14″ x 12″ x 9½″	356 x 305 x 241	16″ x 28″	406 x 711	20	3½″	89	21	9.5	4.5	**FDI-12-14-9.5-2**	999
16″ x 14″ x 9½″	406 x 356 x 241	18″ x 32″	457 x 813	20	3½″	89	25	11.3	6.2	**FDI-14-16-9.5-2**	1076
20″ x 16″ x 8″	508 x 406 x 203	21¾″ x 36″	552 x 914	18	3½″	89	43	19.5	5.1	**FDI-16-19-8-2**	1309
20″ x 16″ x 13½″	508 x 406 x 343	21¾″ x 36″	552 x 914	18	3½″	89	50	22.7	7.6	**FDI-16-19-13.5-2**	1345
24″ x 18″ x 13½″	610 x 457 x 343	26″ x 40″	660 x 1016	18	3½″	89	73	33.1	15.7	**FDI-18-24-13.5-2**	1571
22″ x 22″ x 13½″	559 x 559 x 343	24″ x 48″	610 x 1219	18	3½″	89	75	34.0	12.6	**FDI-22-22-13.5-2**	1863
24″ x 24″ x 13½″	610 x 610 x 343	26″ x 52″	660 x 1321	18	3½″	89	81	36.7	15.0	**FDI-24-24-13.5-2**	1942

Seamless Welded-In Sinks (NSF)

see spec sheet **EG20.18**

FEATURES:

- For NSF-approved welded fabrication.
- Deep-drawn seamless bowls.
- Type 304 stainless steel construction.
- Basket drain.

Note: All shipping weights and cubic feet are approximate.



For Undermount…

An understructure* is secured atop cabinet, then the sink's flanges are secured between understructure and countertop.

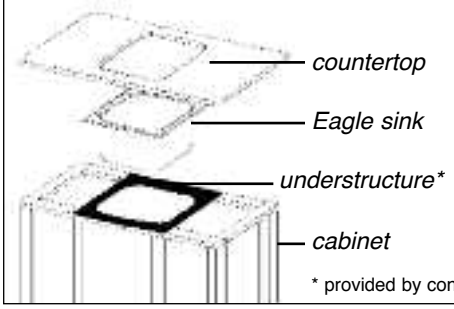

* provided by contractor

Three Compartment

inside bowl dimensions width x length x depth in.	mm	overall dimensions width x length in.	mm	gauge	drain in.	mm	weight lbs.	kg	cu ft	model #	list
14″ x 10″ x 9½″	356 x 254 x 241	16″ x 36″	406 x 914	18	3½″	89	27	12.2	4.0	**FDI-10-14-9.5-3**	1383
14″ x 12″ x 9½″	356 x 305 x 241	16″ x 42″	406 x 1067	20	3½″	89	30	13.6	5.3	**FDI-12-14-9.5-3**	1397
16″ x 14″ x 9½″	406 x 356 x 241	18″ x 48″	457 x 1219	20	3½″	89	36	16.3	7.2	**FDI-14-16-9.5-3**	1568
20″ x 16″ x 8″	508 x 406 x 203	21¾″ x 54″	552 x 1372	18	3½″	89	63	28.6	11.3	**FDI-16-19-8-3**	1888
20″ x 16″ x 13½″	508 x 406 x 343	21¾″ x 54″	552 x 1372	18	3½″	89	75	34.0	15.9	**FDI-16-19-13.5-3**	1970
24″ x 18″ x 13½″	610 x 457 x 343	26″ x 60″	660 x 1524	18	3½″	89	101	45.8	21.8	**FDI-18-24-13.5-3**	2283
22″ x 22″ x 13½″	559 x 559 x 343	24″ x 72″	610 x 1829	18	3½″	89	113	51.3	19.8	**FDI-22-22-13.5-3**	2587
24″ x 24″ x 13½″	610 x 610 x 343	26″ x 78″	660 x 1981	18	3½″	89	123	55.8	21.8	**FDI-24-24-13.5-3**	2700

Four Compartment

inside bowl dimensions width x length x depth in.	mm	overall dimensions width x length in.	mm	gauge	drain in.	mm	weight lbs.	kg	cu ft	model #	list
14″ x 10″ x 9½″	356 x 254 x 241	16″ x 48″	406 x 1219	18	3½″	89	35	15.9	6.0	**FDI-10-14-9.5-4**	1662
14″ x 12″ x 9½″	356 x 305 x 241	16″ x 56″	406 x 1422	20	3½″	89	39	17.6	7.2	**FDI-12-14-9.5-4**	1858
16″ x 14″ x 9½″	406 x 356 x 241	18″ x 64″	457 x 1626	20	3½″	89	47	21.3	9.7	**FDI-14-16-9.5-4**	1929
20″ x 16″ x 8″	508 x 406 x 203	21¾″ x 72″	552 x 1829	18	3½″	89	83	37.6	16.9	**FDI-16-19-8-4**	2283
20″ x 16″ x 13½″	508 x 406 x 343	21¾″ x 72″	552 x 1829	18	3½″	89	100	45.4	14.8	**FDI-16-19-13.5-4**	2357
24″ x 18″ x 13½″	610 x 457 x 343	26″ x 80″	660 x 3032	18	3½″	89	129	58.5	28.4	**FDI-18-24-13.5-4**	2686
22″ x 22″ x 13½″	559 x 559 x 343	24″ x 96″	610 x 2438	18	3½″	89	151	68.6	23.5	**FDI-22-22-13.5-4**	3140
24″ x 24″ x 13½″	610 x 610 x 343	26″ x 104″	660 x 2642	18	3½″	89	163	73.9	28.5	**FDI-24-24-13.5-4**	3268

100 Industrial Boulevard, Clayton, DE 19938-8903 U.S.A.
Phone: 302-653-3000. Fax: 302-653-2065
http://www.eaglemhc.com

EAGLE MHC Division
Material Handling, Healthcare & Cleanroom Equipment

Seamless Welded-In Sinks with Fabricated Wall (NSF)

see spec sheet **EG20.16**

FEATURES:

- For NSF-approved welded fabrication.
- Type 304 18-8 stainless steel construction.
- Bowls are tapered to allow for 60% nesting which facilitates shipping and storage.
- ⅝″ *(16mm)* radius corners.
- 3½″ *(89mm)* drain hole with sump.
- Swirl away drainage.

inside bowl dimensions (W x L x D) in.	inside bowl dimensions (W x L x D) mm	gauge	weight lbs.	weight kg	cu ft	model #	list
9″ x 12″ x 6″	229 x 305 x 432	16	6	2.7	0.4	**FNWNF-9-12-6-1**	891
9″ x 14″ x 8″	229 x 356 x 203	16	8	3.6	0.5	**FNWNF-9-14-8-1**	946
12″ x 14″ x 8″	305 x 356 x 203	16	11	5.0	0.8	**FNWNF-12-14-8-1**	974
14″ x 16″ x 8″	356 x 406 x 203	16	12	5.4	1.0	**FNWNF-14-16-8-1**	1020
18″ x 18″ x 10″	457 x 457 x 254	14	24	10.9	1.9	**FNWNF-18-18-10-1**	913
18″ x 18″ x 12″	457 x 457 x 305	14	27	12.2	2.3	**FNWNF-18-18-12-1**	926
20″ x 20″ x 10″	508 x 508 x 254	14	25	11.3	2.3	**FNWNF-20-20-10-1**	967
20″ x 20″ x 12″	508 x 508 x 305	14	29	13.2	2.8	**FNWNF-20-20-12-1**	1015
20″ x 20″ x 14″	508 x 508 x 356	14	32	14.5	3.2	**FNWNF-20-20-14-1**	1070
20″ x 27″ x 6″	508 x 686 x 432	14	20	9.0	1.5	**FNWNF-20-27-6-1**	913
20½″ x 20½″ x 5″	521 x 521 x 127	14	18	8.2	1.2	**FNWNF-20.5-20.5-5-1**	840
20½″ x 20½″ x 8″	521 x 521 x 203	14	24	10.9	1.9	**FNWNF-20.5-20.5-8-1**	922
24″ x 24″ x 12″	610 x 610 x 305	14	38	17.2	4.0	**FNWNF-24-24-12-1**	1130
24″ x 24″ x 14″	610 x 610 x 356	14	42	19.1	4.7	**FNWNF-24-24-14-1**	1186

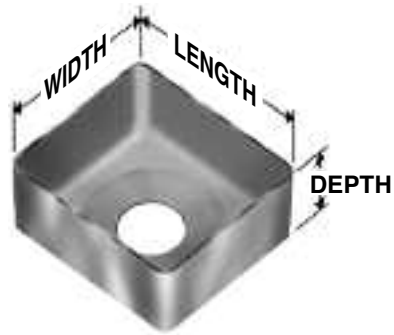

Custom Sink Modifications

see spec sheet **EG20.50**

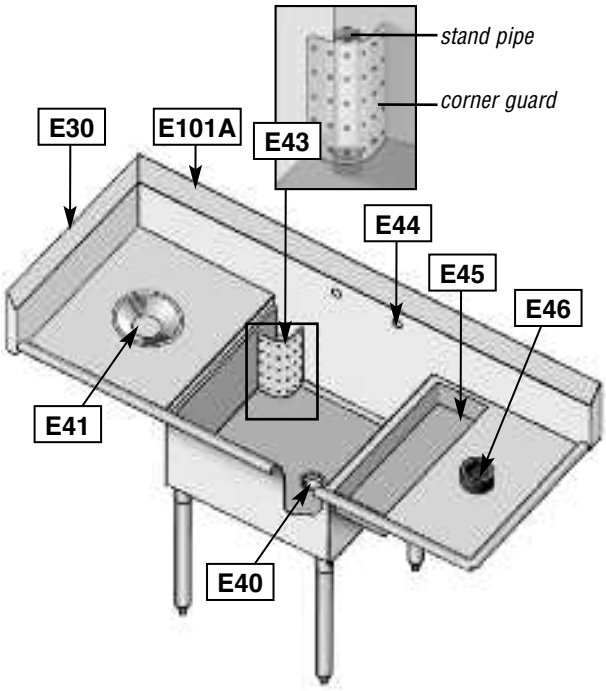

model #	description	list
E30	End splash - per end, all heights	425
E40	Provision for sink heater	241
E41	Disposal provision package—collar	998
E41A	Disposal provision package—cone	998
E43	Stand pipe with corner guard, available only on FN-style and utility sinks	300
E44	Faucet hole revision - adding or moving	224
E45	Trough installed in drainboard	1224
E46	Rubber scrap block installed	490
E101A	Turn down backsplash - per sink, includes Z-clips	330

Not Pictured

model #	description	list
E37	NSF sprayed-on sound deadening - up to 12′ *(3658mm)*	926
E37A	- for each additional foot	73
E38-6 *	Cantilever mount up to 6′ *(1829mm)* - add to wall shelf price	538
E38-12 *	Cantilever mount up to 12′ *(3658mm)* - add to wall shelf price	805
E39	Enclosed backsplash	115/lin. ft.
E47	Sink cover holders, sized for stainless steel or poly (includes upper and lower track)	919/slot
E48	Stainless steel apron, to cover sink bowls - 2 or 3 compartment	1471
E48A	- for each additional compartment over 3	245
E49	s/s undershelf under drainboards - up to 24″ *(610mm)* w/short legs	791
E49A	- for each additional foot over 24″ *(610mm)*	346
E50	Provision for water pump	2062
E51	Optional size drainboard	456/lin. ft.
E52	High backsplash up to 13″ *(330mm)*	237/lin. ft.
E53	High backsplash up to 18″ *(457mm)*	424/lin. ft.
E54	Working height revision	401/sink
E55	Drainboard corner turn	1855/ea.
E56	overflow hole	59

* Applicable to wall mount shelves and pot racks.

Sink Accessories/Replacements

Can be shipped UPS.

see spec sheet **EG20.51A**

Sink Covers...

For 412, 414, 314, and Spec-Master® FN Series Sinks only.

	Polyboard		Stainless Steel	
fits sink bowl size	model #	list	model #	list
14″ x 10″ *(356 x 254mm)*	**313207**	182	**321555**	225
16″ x 20″ *(483 x 508mm)*	**351584**	206	**351585**	256
20″ x 18″ *(508 x 457mm)*	**335377**	213	**346175**	271
20″ x 20″ *(508 x 508mm)*	**326267**	217	**305428**	273
22″ x 22″ *(559 x 559mm)*	**313204**	223	**321557**	287
24″ x 18″ *(610 x 457mm)*	**326268**	218	**326270**	278
24″ x 24″ *(610 x 610mm)*	**313205**	241	**321558**	352
28″ x 20″ *(711 x 508mm)*	**326269**	240	**326271**	282



polyboard sink cover



stainless steel sink cover



lever handle drain with overflow



twist handle drain



crumb cup strainer



lever handle drain



Drains

description	max. flow rate gal. per minute	max. flow rate gal. per hour	model #	list
lever handle drain with 1.5″ or 2″ *(38 or 51mm)* NPS connection	27	1620	**300720**	316
lever handle drain with 2″ *(51mm)* NPS connection	32	1920	**300721**	316
lever handle drain with 2″ *(51mm)* NPS connection and overflow	32	1920	**300722**	648
twist handle drain with 1.5″ or 2″ *(38 or 51mm)* NPS connection	27	1620	**341189***	332
twist handle drain with 2″ *(51mm)* NPS connection	32	1920	**336002***	332
twist handle drain with 2″ *(51mm)* NPS connection and overflow	32	1920	**341190***	753
nickel-plated brass rotary drain with 1.5″ or 2″ *(38 or 51mm)* NPS connection	40	2400	**369653**	537
crumb cup strainer with 1.5″ *(38mm)* outlet	18	1080	**300287**	28

* Twist handle bracket, for use with twist handle drain, should be ordered as sink option **"-TB"** at time of sink order —or see 'Sink Kits' on page 217 *(for 314, 412, or 414 Series sinks)* or page 242 *(for FN Series sinks)*.

Control Bracket

description	model #	list each
3″ x 5″ *(76 x 127mm)*, extra heavy duty	**309796**	94

Note: Requires custom mounting.



stainless steel flanged bullet foot

Leg Components

description	model #	list each
19″ *(483mm)* stainless steel leg for utility sinks	**300315**	43
stainless steel bullet feet	**300692**	25
stainless steel flanged bullet feet	**313835**	37
plastic bullet feet	**300293**	2

Plumbing Components

description	model #	list each
P-trap, nickel-plated	**300789**	124
tail piece for 1.5″ *(38.1mm)* IPS connection, nickel-plated	**300791**	23
anti-siphon vacuum breaker	**313832**	240
backflow preventer	**313834**	280



P-trap



tail piece



anti-siphon vacuum breaker



backflow preventer

100 Industrial Boulevard, Clayton, DE 19938-8903 U.S.A.
Phone: 302-653-3000. Fax: 302-653-2065
http://www.eaglemhc.com

EAGLE MHC Division
Material Handling, Healthcare & Cleanroom Equipment

Sink Accessories/Replacements

see spec sheet **EG20.51B**

Note: Faucets listed are lead-free AB1953-compliant.

Can be shipped UPS.

T&S Extra Heavy Duty Faucets

- Top-of-the-line, T&S quality products.
- Splash mounted with 8″ *(203mm)* centers.



12″ (305mm) T&S faucet

OUR BEST

description	model #	list
8″ *(203mm)* spout	**313920**	797
10″ *(254mm)* spout	**340380**	814
12″ *(305mm)* spout	**313293**	817
14″ *(356mm)* spout	**313294**	825

Standard Faucets

- 8″ *(203mm)* centers.
- Splash mounted

description	model #	list
8″ *(203mm)* spout, standard	**313918**	298
12″ *(305mm)* spout, standard	**300716**	304
14″ *(356mm)* spout, standard	**300804**	315
16″ *(406mm)* spout, standard	**313919**	316
12″ *(305mm)* spout, heavy duty	**301001**	737
14″ *(356mm)* spout, heavy duty	**301002**	746
19″ *(489mm)* double-jointed spout	**301003**	827
gooseneck, 8″ *(203mm)* center	**313075**	219

Standard Faucets with Wrist Handles

- Deck mounted with 4″ *(102mm)* centers.
- 4″ *(102mm)* long wrist handles and gooseneck spout.

description	model #	list
standard, rigid gooseneck spout	**301005**	422
heavy duty, swivel gooseneck spout	**301004**	686

OUR BEST

T&S Extra Heavy Duty Faucet with Wrist Handles



- Top-of-the-line T&S quality.
- Deck mounted with 4″ *(102mm)* centers.
- 4″ *(102mm)* long wrist handles and rigid gooseneck spout.

description	model #	list
extra heavy duty	**313304**	815



19″ (483mm) double-jointed spout faucet



12″ (305mm) heavy duty faucet

Repair Kits for Standard Faucets

description	for faucets #	model #	list
hot/cold stems, handles, seats, bonnet nuts, O-rings	313918, 313919	**304146**	135
hot/cold ceramic cartridge	300716, 300804	**368421**	40



standard wrist handle faucet

Prerinse Units and Components

Standard

description	model #	list
splash mounted spray unit	**300719**	1526
deck mounted spray unit	**300718**	1522
faucet add-on with 12″ *(305mm)* spout	**301189**	404
wall bracket	**301190**	101
prerinse hose, 36″ *(914mm)* length	**313116**	291
prerinse spray valve assembly for spray units #300718 and 300719	**313323**	251



splash mounted prerinse spray unit



prerinse spray valve assembly

deck mounted prerinse spray unit

T&S Extra Heavy Duty - Top-of-the-line. ***OUR BEST***

description	model #	list
splash mounted spray unit with wall bracket	**313296**	1997
deck mounted spray unit with wall bracket	**313295**	1881
faucet add-on with 12″ *(305mm)* spout for use with #313296 faucet	**313297**	497



prerinse wall bracket



prerinse faucet add-on

Floor Troughs (NSF)

see spec sheet **EG25.00**



floor trough with subway-style grating

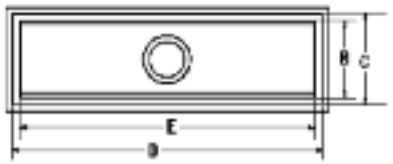

(see chart below for dimensions A through E)

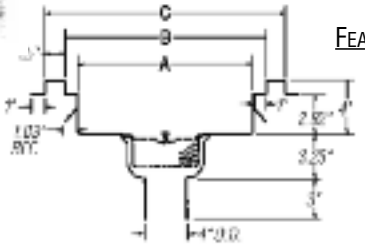

FEATURES:

- Built-in pitch towards drain ensures complete drainage.
- Secured with anchor straps.
- Stainless steel drain accommodates up to a 4″ *(102mm)* diameter pipe, and removable perforated stainless steel basket.
- Stainless steel subway-style grating or fiberglass grating.

Note: Custom sizes available. Contact factory for pricing.

Gray Fiberglass Grating available.
To order add suffix **"G"** to model #.
Example FT-1218-FGG.

(•) MTS *(made to stock)* / ( ) MTO *(made to order)*

Note: Floor Troughs with ADA-compliant Grating* available! Provides a more solid walking area, and objects are less likely to fall through. Available for Floor Troughs with Fiberglass AND Stainless Steel Grating! To order, add suffix **"-ADA"**. **Example: FT-1224-FG-ADA**.

...with Yellow Fiberglass Grating

** Troughs with optional ADA-compliant Fiberglass Grating features wider T-bars resistant to corrosion, skid, fire, chipping and cracking. To order,* **add 5% to list price**.

dimension D		dimension E		12″ (305mm) WIDE TROUGHS dimension A: 7″ *(178mm)* dimension B: 9″ *(229mm)* dimension C: 12″ *(305mm)*		15″ (381mm) WIDE TROUGHS dimension A: 10″ *(254mm)* dimension B: 12″ *(305mm)* dimension C: 15″ *(381mm)*		18″ (457mm) WIDE TROUGHS dimension A: 13″ *(330mm)* dimension B: 15″ *(381mm)* dimension C: 18″ *(457mm)*		24″ (610mm) WIDE TROUGHS dimension A: 19″ *(483mm)* dimension B: 21″ *(533mm)* dimension C: 24″ *(610mm)*	
in.	mm	in.	mm	model #	list	model #	list	model #	list	model #	list
18″	457	15″	381	**FT-1218-FG**	2598	-		-		-	
24″	610	21″	533	**FT-1224-FG**	2816	**FT-1524-FG**	2874	**FT-1824-FG**	3084	**FT-2424-FG**	3302
30″	762	27″	686	**FT-1230-FG**	3092	**FT-1530-FG**	3122	**FT-1830-FG**	3405	**FT-2430-FG**	3720
36″	914	33″	838	**FT-1236-FG**	3239	**FT-1536-FG**	3266	**FT-1836-FG**	3649	**FT-2436-FG** •	4012
48″	1219	45″	1143	**FT-1248-FG**	3717	**FT-1548-FG**	3761	**FT-1848-FG**	4225	**FT-2448-FG**	4710
60″	1524	57″	1448	**FT-1260-FG**	4025	**FT-1560-FG**	4201	**FT-1860-FG**	4718	**FT-2460-FG**	5400
72″	1829	69″	1753	**FT-1272-FG**	4546	**FT-1572-FG**	4637	**FT-1872-FG**	5274	**FT-2472-FG**	5448
84″	2134	81″	2057	**FT-1284-FG**	4973	**FT-1584-FG**	5115	**FT-1884-FG**	5887	**FT-2484-FG**	6789
96″	2438	93″	2362	**FT-1296-FG**	5427	**FT-1596-FG**	5520	**FT-1896-FG**	6430	**FT-2496-FG**	7428
120″	3048	117″	2972	**FT-12120-FG**	6334	**FT-15120-FG**	6681	**FT-18120-FG**	7788	**FT-24120-FG**	9035

...with Subway-Style Stainless Steel Grating

** Troughs with optional ADA-compliant Stainless Steel Grating features added stainless steel flat bars spaced only 1/4″ apart.* **Call factory for pricing**

dimension D		dimension E		12″ (305mm) WIDE TROUGHS dimension A: 7″ *(178mm)* dimension B: 9″ *(229mm)* dimension C: 12″ *(305mm)*		15″ (381mm) WIDE TROUGHS dimension A: 10″ *(254mm)* dimension B: 12″ *(305mm)* dimension C: 15″ *(381mm)*		18″ (457mm) WIDE TROUGHS dimension A: 13″ *(330mm)* dimension B: 15″ *(381mm)* dimension C: 18″ *(457mm)*		24″ (610mm) WIDE TROUGHS dimension A: 19″ *(483mm)* dimension B: 21″ *(533mm)* dimension C: 24″ *(610mm)*	
in.	mm	in.	mm	model #	list	model #	list	model #	list	model #	list
18″	457	15″	381	**FT-1218-SG**	3612	-		-		-	
24″	610	21″	533	**FT-1224-SG** •	3787	**FT-1524-SG**	4027	**FT-1824-SG** •	4258	**FT-2424-SG**	5157
30″	762	27″	686	**FT-1230-SG**	3904	**FT-1530-SG**	4124	**FT-1830-SG**	4496	**FT-2430-SG**	5369
36″	914	33″	838	**FT-1236-SG** •	4024	**FT-1536-SG**	4685	**FT-1836-SG** •	4734	**FT-2436-SG** •	6122
48″	1219	45″	1143	**FT-1248-SG** •	4972	**FT-1548-SG**	5702	**FT-1848-SG**	5629	**FT-2448-SG**	7089
60″	1524	57″	1448	**FT-1260-SG**	5962	**FT-1560-SG**	6676	**FT-1860-SG**	6946	**FT-2460-SG**	7948
72″	1829	69″	1753	**FT-1272-SG**	6853	**FT-1572-SG**	7680	**FT-1872-SG**	7604	**FT-2472-SG**	9239
84″	2134	81″	2057	**FT-1284-SG**	8055	**FT-1584-SG**	8685	**FT-1884-SG**	9234	**FT-2484-SG**	10099
96″	2438	93″	2362	**FT-1296-SG**	8284	**FT-1596-SG**	9627	**FT-1896-SG**	9470	**FT-2496-SG**	11173
120″	3048	117″	2972	**FT-12120-SG**	10889	**FT-15120-SG**	11723	**FT-18120-SG**	12551	**FT-24120-SG**	13533

100 Industrial Boulevard, Clayton, DE 19938-8903 U.S.A.
Phone: 302-653-3000. Fax: 302-653-2065
http://www.eaglemhc.com

EAGLE MHC Division
Material Handling, Healthcare & Cleanroom Equipment

Anti-Splash Floor Troughs (NSF)

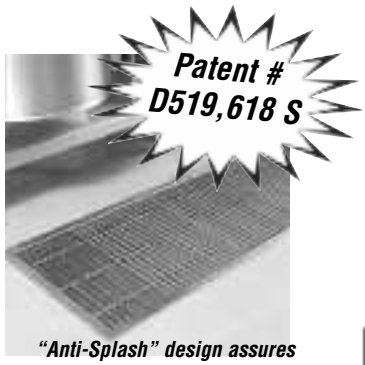

"Anti-Splash" design assures complete drainage while preventing splashing back onto the floor.

see spec sheet **EG25.01**

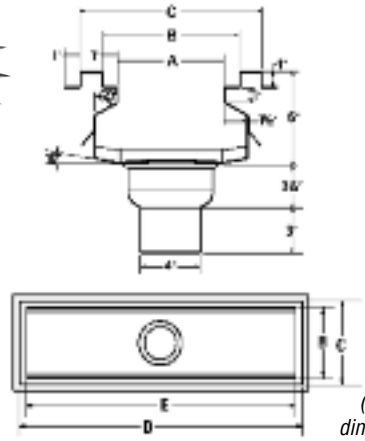

(see chart below for dimensions A through E)

FEATURES:

- Built-in pitch towards drain ensures complete drainage.
- Secured with anchor straps.
- Stainless steel drain accommodates up to a 4″ *(102mm)* diameter pipe, and removable perforated stainless steel basket.
- Stainless steel subway-style grating or fiberglass grating.

Note: Custom sizes available. Contact factory for pricing.

Gray Fiberglass Grating available.
To order add suffix **"G"** to model #.
Example ASFT-1218-FGG.

Note: Floor Troughs with ADA-compliant Grating* available! Provides a more solid walking area, and objects are less likely to fall through. Available for Floor Troughs with Fiberglass AND Stainless Steel Grating! To order, add suffix **"-ADA"**. **Example: ASFT-1224-SG-ADA**.

...with Yellow Fiberglass Grating

** Troughs with optional ADA-compliant Fiberglass Grating features wider T-bars resistant to corrosion, skid, fire, chipping and cracking. To order,* **add 5% to list price**.

dimension D in.	dimension D mm	dimension E in.	dimension E mm	12″ (305mm) WIDE TROUGHS dimension A: 7″ *(178mm)* dimension B: 9″ *(229mm)* dimension C: 12″ *(305mm)* model #	list	15″ (381mm) WIDE TROUGHS dimension A: 10″ *(254mm)* dimension B: 12″ *(305mm)* dimension C: 15″ *(381mm)* model #	list	18″ (457mm) WIDE TROUGHS dimension A: 13″ *(330mm)* dimension B: 15″ *(381mm)* dimension C: 18″ *(457mm)* model #	list	24″ (610mm) WIDE TROUGHS dimension A: 19″ *(483mm)* dimension B: 21″ *(533mm)* dimension C: 24″ *(610mm)* model #	list
18″	457	15″	381	**ASFT-1218-FG**	2917	-		-		-	
24″	610	21″	533	**ASFT-1224-FG**	3165	**ASFT-1524-FG**	3229	**ASFT-1824-FG**	3466	**ASFT-2424-FG**	3712
30″	762	27″	686	**ASFT-1230-FG**	3474	**ASFT-1530-FG**	3503	**ASFT-1830-FG**	3828	**ASFT-2430-FG**	4185
36″	914	33″	838	**ASFT-1236-FG**	3638	**ASFT-1536-FG**	3670	**ASFT-1836-FG**	4100	**ASFT-2436-FG**	4510
48″	1219	45″	1143	**ASFT-1248-FG**	4174	**ASFT-1548-FG**	4225	**ASFT-1848-FG**	4747	**ASFT-2448-FG**	5294
60″	1524	57″	1448	**ASFT-1260-FG**	4520	**ASFT-1560-FG**	4726	**ASFT-1860-FG**	5300	**ASFT-2460-FG**	6066
72″	1829	69″	1753	**ASFT-1272-FG**	5110	**ASFT-1572-FG**	5210	**ASFT-1872-FG**	5924	**ASFT-2472-FG**	6126
84″	2134	81″	2057	**ASFT-1284-FG**	5589	**ASFT-1584-FG**	5744	**ASFT-1884-FG**	6619	**ASFT-2484-FG**	7630
96″	2438	93″	2362	**ASFT-1296-FG**	6099	**ASFT-1596-FG**	6202	**ASFT-1896-FG**	7224	**ASFT-2496-FG**	8345
120″	3048	117″	2972	**ASFT-12120-FG**	7116	**ASFT-15120-FG**	7508	**ASFT-18120-FG**	8751	**ASFT-24120-FG**	9643

...with Subway-Style Stainless Steel Grating

** Troughs with optional ADA-compliant Stainless Steel Grating features added stainless steel flat bars spaced only 1/4″ apart.* **Call factory for pricing**

dimension D in.	dimension D mm	dimension E in.	dimension E mm	12″ (305mm) WIDE TROUGHS dimension A: 7″ *(178mm)* dimension B: 9″ *(229mm)* dimension C: 12″ *(305mm)* model #	list	15″ (381mm) WIDE TROUGHS dimension A: 10″ *(254mm)* dimension B: 12″ *(305mm)* dimension C: 15″ *(381mm)* model #	list	18″ (457mm) WIDE TROUGHS dimension A: 13″ *(330mm)* dimension B: 15″ *(381mm)* dimension C: 18″ *(457mm)* model #	list	24″ (610mm) WIDE TROUGHS dimension A: 19″ *(483mm)* dimension B: 21″ *(533mm)* dimension C: 24″ *(610mm)* model #	list
18″	457	15″	381	**ASFT-1218-SG**	4045	-		-		-	
24″	610	21″	533	**ASFT-1224-SG**	4062	**ASFT-1524-SG**	3930	**ASFT-1824-SG**	4535	**ASFT-2424-SG**	5433
30″	762	27″	686	**ASFT-1230-SG**	4249	**ASFT-1530-SG**	4366	**ASFT-1830-SG**	4841	**ASFT-2430-SG**	6294
36″	914	33″	838	**ASFT-1236-SG**	4435	**ASFT-1536-SG**	5075	**ASFT-1836-SG**	5147	**ASFT-2436-SG**	6535
48″	1219	45″	1143	**ASFT-1248-SG**	5523	**ASFT-1548-SG**	6109	**ASFT-1848-SG**	6176	**ASFT-2448-SG**	7642
60″	1524	57″	1448	**ASFT-1260-SG**	6649	**ASFT-1560-SG**	6752	**ASFT-1860-SG**	7635	**ASFT-2460-SG**	8635
72″	1829	69″	1753	**ASFT-1272-SG**	7677	**ASFT-1572-SG**	8256	**ASFT-1872-SG**	8433	**ASFT-2472-SG**	10066
84″	2134	81″	2057	**ASFT-1284-SG**	9013	**ASFT-1584-SG**	9392	**ASFT-1884-SG**	10199	**ASFT-2484-SG**	11061
96″	2438	93″	2362	**ASFT-1296-SG**	9388	**ASFT-1596-SG**	10354	**ASFT-1896-SG**	10571	**ASFT-2496-SG**	12272
120″	3048	117″	2972	**ASFT-12120-SG**	12267	**ASFT-15120-SG**	12881	**ASFT-18120-SG**	13923	**ASFT-24120-SG**	14911

Cool Trough® Water Tempering Systems NSF

see spec sheet **EG25.03A**

- Integral mechanical temperature sensor maintains water temperature of 130˚F or less.
- Built-in pitch towards drain ensures complete drainage.
- No electrical connection required.

FEATURES:

PATENTED!
(patent #9,588,525)



#WTFT-1215-FGG
Cool Trough®

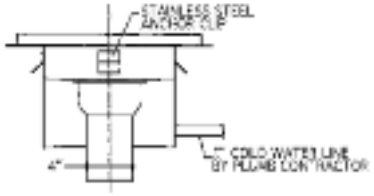

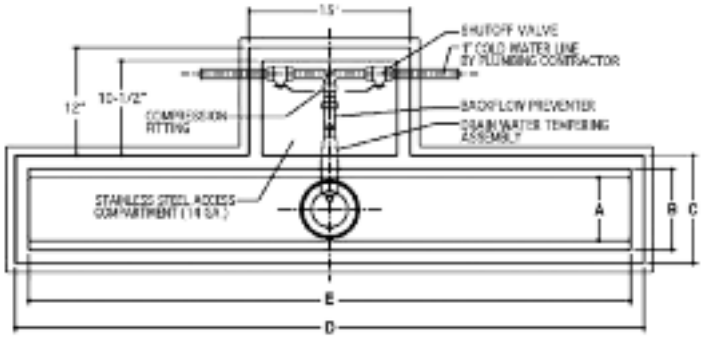

(see chart below for dimensions A through E)

...with Gray Fiberglass Grating

	12˝ (305mm) WIDE TROUGHS	15˝ (381mm) WIDE TROUGHS	18˝ (457mm) WIDE TROUGHS	24˝ (610mm) WIDE TROUGHS
	dimension A: 7˝ *(178mm)*	dimension A: 10˝ *(254mm)*	dimension A: 13˝ *(330mm)*	dimension A: 19˝ *(483mm)*
	dimension B: 9˝ *(229mm)*	dimension B: 12˝ *(305mm)*	dimension B: 15˝ *(381mm)*	dimension B: 21˝ *(533mm)*
	dimension C: 12˝ *(305mm)*	dimension C: 15˝ *(381mm)*	dimension C: 18˝ *(457mm)*	dimension C: 24˝ *(610mm)*

dimension D in.	dimension D mm	dimension E in.	dimension E mm	model #	list	model #	list	model #	list	model #	list
15˝	381	12˝	305	**WTFT-1215-FGG**	13934	-		-		-	
18˝	457	15˝	381	**WTFT-1218-FGG**	14633	**WTFT-1518-FGG**	14239	-		-	
24˝	610	21˝	533	**WTFT-1224-FGG**	14865	**WTFT-1524-FGG**	14922	**WTFT-1824-FGG**	15145	**WTFT-2424-FGG**	15372
30˝	762	27˝	686	**WTFT-1230-FGG**	15149	**WTFT-1530-FGG**	15181	**WTFT-1830-FGG**	15478	**WTFT-2430-FGG**	15808
36˝	914	33˝	838	**WTFT-1236-FGG**	15305	**WTFT-1536-FGG**	15333	**WTFT-1836-FGG**	15733	**WTFT-2436-FGG**	16112
48˝	1219	45˝	1143	**WTFT-1248-FGG**	15804	**WTFT-1548-FGG**	15851	**WTFT-1848-FGG**	16338	**WTFT-2448-FGG**	16843
60˝	1524	57˝	1448	**WTFT-1260-FGG**	16127	**WTFT-1560-FGG**	16249	**WTFT-1860-FGG**	16853	**WTFT-2460-FGG**	17566
72˝	1829	69˝	1753	**WTFT-1272-FGG**	16671	**WTFT-1572-FGG**	16766	**WTFT-1872-FGG**	17086	**WTFT-2472-FGG**	17614
84˝	2134	81˝	2057	**WTFT-1284-FGG**	17117	**WTFT-1584-FGG**	17266	**WTFT-1884-FGG**	18073	**WTFT-2484-FGG**	19014
96˝	2438	93˝	2362	**WTFT-1296-FGG**	17594	**WTFT-1596-FGG**	17687	**WTFT-1896-FGG**	18640	**WTFT-2496-FGG**	19684

...with Subway-Style Stainless Steel Grating

	12˝ (305mm) WIDE TROUGHS	15˝ (381mm) WIDE TROUGHS	18˝ (457mm) WIDE TROUGHS	24˝ (610mm) WIDE TROUGHS
	dimension A: 7˝ *(178mm)*	dimension A: 10˝ *(254mm)*	dimension A: 13˝ *(330mm)*	dimension A: 19˝ *(483mm)*
	dimension B: 9˝ *(229mm)*	dimension B: 12˝ *(305mm)*	dimension B: 15˝ *(381mm)*	dimension B: 21˝ *(533mm)*
	dimension C: 12˝ *(305mm)*	dimension C: 15˝ *(381mm)*	dimension C: 18˝ *(457mm)*	dimension C: 24˝ *(610mm)*

dimension D in.	dimension D mm	dimension E in.	dimension E mm	model #	list	model #	list	model #	list	model #	list
15˝	381	12˝	305	**WTFT-1215-SG**	15352	-		-		-	
18˝	457	15˝	381	**WTFT-1218-SG**	15692	**WTFT-1518-SG**	15553	-		-	
24˝	610	21˝	533	**WTFT-1224-SG**	15877	**WTFT-1524-SG**	16130	**WTFT-1824-SG**	16370	**WTFT-2424-SG**	17311
30˝	762	27˝	686	**WTFT-1230-SG**	16001	**WTFT-1530-SG**	16229	**WTFT-1830-SG**	16618	**WTFT-2430-SG**	17531
36˝	914	33˝	838	**WTFT-1236-SG**	16125	**WTFT-1536-SG**	16817	**WTFT-1836-SG**	16867	**WTFT-2436-SG**	18319
48˝	1219	45˝	1143	**WTFT-1248-SG**	17116	**WTFT-1548-SG**	17878	**WTFT-1848-SG**	18542	**WTFT-2448-SG**	19328
60˝	1524	57˝	1448	**WTFT-1260-SG**	18153	**WTFT-1560-SG**	18900	**WTFT-1860-SG**	19178	**WTFT-2460-SG**	20228
72˝	1829	69˝	1753	**WTFT-1272-SG**	19081	**WTFT-1572-SG**	19945	**WTFT-1872-SG**	20837	**WTFT-2472-SG**	21573
84˝	2134	81˝	2057	**WTFT-1284-SG**	20335	**WTFT-1584-SG**	20995	**WTFT-1884-SG**	21570	**WTFT-2484-SG**	22473
96˝	2438	93˝	2362	**WTFT-1296-SG**	20577	**WTFT-1596-SG**	21978	**WTFT-1896-SG**	23096	**WTFT-2496-SG**	23594

100 Industrial Boulevard, Clayton, DE 19938-8903 U.S.A.
Phone: 302-653-3000. Fax: 302-653-2065
http://www.eaglemhc.com

EAGLE MHC Division
Material Handling, Healthcare & Cleanroom Equipment

Anti-Splash Cool Trough® Water Tempering Systems (NSF)

see spec sheet **EG25.03B**

FEATURES:

- Integral mechanical temperature sensor maintains water temperature of 130˚F or less.
- Built-in pitch towards drain ensures complete drainage.
- No electrical connection required.

PATENTED!
(patent #9,588,525)



#ASWTFT-1215-FGG
Cool Trough®

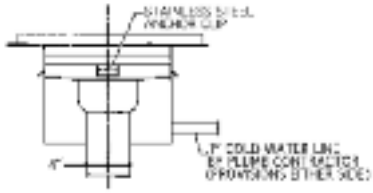

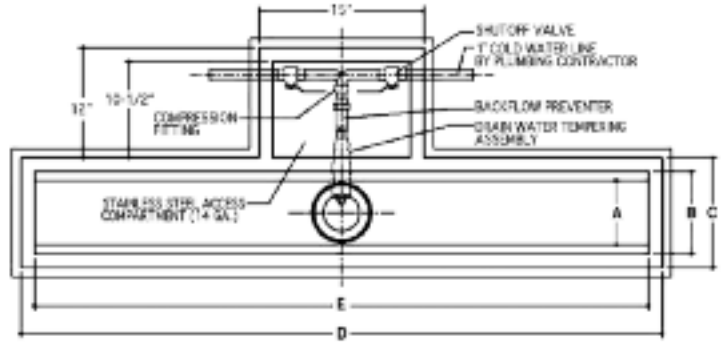

(see chart below for dimensions A through E)

...with Gray Fiberglass Grating

				12˝ (305mm) WIDE TROUGHS dimension A: 7˝ *(178mm)* dimension B: 9˝ *(229mm)* dimension C: 12˝ *(305mm)*		15˝ (381mm) WIDE TROUGHS dimension A: 10˝ *(254mm)* dimension B: 12˝ *(305mm)* dimension C: 15˝ *(381mm)*		18˝ (457mm) WIDE TROUGHS dimension A: 13˝ *(330mm)* dimension B: 15˝ *(381mm)* dimension C: 18˝ *(457mm)*		24˝ (610mm) WIDE TROUGHS dimension A: 19˝ *(483mm)* dimension B: 21˝ *(533mm)* dimension C: 24˝ *(610mm)*	
dimension D in.	dimension D mm	dimension E in.	dimension E mm	model #	list	model #	list	model #	list	model #	list
15˝	381	12˝	305	**ASWTFT-1215-FGG**	14639	-		-		-	
18˝	457	15˝	381	**ASWTFT-1218-FGG**	14968	**ASWTFT-1518-FGG**	14933	-		-	
24˝	610	21˝	533	**ASWTFT-1224-FGG**	15228	**ASWTFT-1524-FGG**	15294	**ASWTFT-1824-FGG**	15544	**ASWTFT-2424-FGG**	15800
30˝	762	27˝	686	**ASWTFT-1230-FGG**	15551	**ASWTFT-1530-FGG**	15582	**ASWTFT-1830-FGG**	15919	**ASWTFT-2430-FGG**	16295
36˝	914	33˝	838	**ASWTFT-1236-FGG**	15723	**ASWTFT-1536-FGG**	15755	**ASWTFT-1836-FGG**	16205	**ASWTFT-2436-FGG**	16632
48˝	1219	45˝	1143	**ASWTFT-1248-FGG**	16282	**ASWTFT-1548-FGG**	16338	**ASWTFT-1848-FGG**	16883	**ASWTFT-2448-FGG**	17453
60˝	1524	57˝	1448	**ASWTFT-1260-FGG**	16644	**ASWTFT-1560-FGG**	16857	**ASWTFT-1860-FGG**	17460	**ASWTFT-2460-FGG**	18258
72˝	1829	69˝	1753	**ASWTFT-1272-FGG**	17257	**ASWTFT-1572-FGG**	17367	**ASWTFT-1872-FGG**	18111	**ASWTFT-2472-FGG**	18322
84˝	2134	81˝	2057	**ASWTFT-1284-FGG**	17763	**ASWTFT-1584-FGG**	17924	**ASWTFT-1884-FGG**	18839	**ASWTFT-2484-FGG**	19894
96˝	2438	93˝	2362	**ASWTFT-1296-FGG**	18294	**ASWTFT-1596-FGG**	18403	**ASWTFT-1896-FGG**	19469	**ASWTFT-2496-FGG**	20641

...with Subway-Style Stainless Steel Grating

				12˝ (305mm) WIDE TROUGHS dimension A: 7˝ *(178mm)* dimension B: 9˝ *(229mm)* dimension C: 12˝ *(305mm)*		15˝ (381mm) WIDE TROUGHS dimension A: 10˝ *(254mm)* dimension B: 12˝ *(305mm)* dimension C: 15˝ *(381mm)*		18˝ (457mm) WIDE TROUGHS dimension A: 13˝ *(330mm)* dimension B: 15˝ *(381mm)* dimension C: 18˝ *(457mm)*		24˝ (610mm) WIDE TROUGHS dimension A: 19˝ *(483mm)* dimension B: 21˝ *(533mm)* dimension C: 24˝ *(610mm)*	
dimension D in.	dimension D mm	dimension E in.	dimension E mm	model #	list	model #	list	model #	list	model #	list
15˝	381	12˝	305	**ASWTFT-1215-SG**	16043	-		-		-	
18˝	457	15˝	381	**ASWTFT-1218-SG**	16145	**ASWTFT-1518-SG**	15294	-		-	
24˝	610	21˝	533	**ASWTFT-1224-SG**	16167	**ASWTFT-1524-SG**	16027	**ASWTFT-1824-SG**	16660	**ASWTFT-2424-SG**	17597
30˝	762	27˝	686	**ASWTFT-1230-SG**	16360	**ASWTFT-1530-SG**	16482	**ASWTFT-1830-SG**	16977	**ASWTFT-2430-SG**	18496
36˝	914	33˝	838	**ASWTFT-1236-SG**	16556	**ASWTFT-1536-SG**	17225	**ASWTFT-1836-SG**	17299	**ASWTFT-2436-SG**	18749
48˝	1219	45˝	1143	**ASWTFT-1248-SG**	17692	**ASWTFT-1548-SG**	18303	**ASWTFT-1848-SG**	18375	**ASWTFT-2448-SG**	19904
60˝	1524	57˝	1448	**ASWTFT-1260-SG**	18870	**ASWTFT-1560-SG**	18975	**ASWTFT-1860-SG**	19899	**ASWTFT-2460-SG**	20945
72˝	1829	69˝	1753	**ASWTFT-1272-SG**	19941	**ASWTFT-1572-SG**	19941	**ASWTFT-1872-SG**	20732	**ASWTFT-2472-SG**	22438
84˝	2134	81˝	2057	**ASWTFT-1284-SG**	21340	**ASWTFT-1584-SG**	21759	**ASWTFT-1884-SG**	22576	**ASWTFT-2484-SG**	23480
96˝	2438	93˝	2362	**ASWTFT-1296-SG**	21729	**ASWTFT-1596-SG**	22741	**ASWTFT-1896-SG**	22968	**ASWTFT-2496-SG**	24744

Replacement Subway-Style Grating for Floor Troughs and Drains (NSF)

see spec sheet **EG25.02**

Stainless Steel Grating



- Constructed of 3/16″ x 1″ *(5 x 25mm)* vertically positioned bars, spaced 1″ *(25mm)* apart to allow ease of drainage.
- 13/16″ *(21mm)* clearance between bars prevents casters on mobile equipment from wedging in grate.
- Two 5/16″ *(8mm)* rods, set 2¼″ *(57mm)* in from each edge, are welded to the bars to eliminate swaying.
- Standard on floor troughs.
- Sizes available fit floor drains up to 24″ *(610mm)* wide.
- Grates 12″ and 15″ *(305 and 381mm)* wide feature three rods.
- Grates 21″ *(533mm)* wide feature five rods.

for floor trough widths		grate width x length			
in.	mm	in.	mm	model #	list each
12″	305	9″ x 7½″	229 x 191	**341169**	498
12″	305	9″ x 9″	229 x 229	**341117**	635
12″	305	9″ x 12″	229 x 305	**341123**	692
15″	381	12″ x 9″	305 x 229	**340992**	757
15″	381	12″ x 12″	305 x 305	**331006**	817
18″	457	15″ x 6″	381 x 154	**341330**	703
18″	457	15″ x 7½″	381 x 191	**341110**	747
18″	457	15″ x 9″	381 x 229	**341113**	800
18″	457	15″ x 12″	381 x 305	**336992**	875
18″	457	15″ x 15″	381 x 381	**345934**	949
24″	610	21″ x 9″	533 x 229	**341109**	905
24″	610	21″ x 11″	533 x 279	**351572**	971
24″	610	21″ x 12″	533 x 305	**336976**	1001

Wide "T" Bar Fiberglass Grating — *ADA-compliant!*



GRAY

- Conforms with the Americans with Disabilities Act for use with the physically handicapped.
- Provides a more solid walking area than traditional "T" bar shape, and prevents objects from falling through grating.
- Corrosion-, skid- and fire-resistant.
- High strength, low thermal conductivity.
- Resistant to chipping and cracking.
- Temperature rating of 250°F.

for floor trough widths		grate width x length		Gray	
in.	mm	in.	mm	model #	list ea
12″	305	9″ x 9″	229 x 229	**370000**	195
12″	305	9″ x 12″	229 x 305	**370001**	237
12″	305	9″ x 15″	229 x 381	**370002**	256
15″	381	12″ x 9″	305 x 229	**370003**	202
15″	381	12″ x 12″	305 x 305	**370004**	249
18″	457	15″ x 9″	381 x 229	**370005**	259
18″	457	15″ x 12″	381 x 305	**370006**	323
18″	457	15″ x 15″	381 x 381	**370007**	400
24″	610	21″ x 9″	533 x 229	**370008**	329
24″	610	21″ x 12″	533 x 305	**370009**	414

Fiberglass Grating



GRAY OR YELLOW

- Constructed of 1″ *(25mm)* high yellow or gray polyester material with a non-slip grit on top surface.
- Tapered "I" beam construction for ease of cleaning and draining.
- Temperature rating of 250°F.
- Other sizes available—consult factory.

for floor trough widths		grate width x length		Yellow		Gray	
in.	mm	in.	mm	model #	list ea	model #	list ea
12″	305	9″ x 9″	229 x 229	**362648**	157	**374015**	165
12″	305	9″ x 12″	229 x 305	**362647**	187	**374018**	198
12″	305	9″ x 15″	229 x 381	**373030**	199	**374021**	210
15″	381	12″ x 9″	305 x 229	**362650**	157	**374044**	165
15″	381	12″ x 12″	305 x 305	**362649**	187	**374047**	198
18″	457	15″ x 9″	381 x 229	**362652**	201	**374073**	213
18″	457	15″ x 12″	381 x 305	**362651**	245	**374076**	257
18″	457	15″ x 15″	381 x 381	**373206**	302	**374079**	322
24″	610	21″ x 9″	533 x 229	**362654**	246	**374102**	259
24″	610	21″ x 12″	533 x 305	**362653**	306	**374105**	325

Floor Drains

see spec sheet **EG25.00**



shown without grating

description	width x length in.	mm	model #	list
with yellow fiberglass grating	12″ x 12″	305 x 305	**FD-FG**	2067
with subway-style grating	12″ x 12″	305 x 305	**FD-SG**	2754

Note: Floor opening = 11½″ x 11½″ *(292 x 292)*

FEATURES:

- Perforated waste cup can be inverted to double as a bee hive strainer.
- Yellow fiberglass grating or subway-style stainless steel grating.

Note: **Gray Fiberglass Grating available.** To order add suffix **"G"** to model #. **Example FD-FGG.**

100 Industrial Boulevard, Clayton, DE 19938-8903 U.S.A.
Phone: 302-653-3000. Fax: 302-653-2065
http://www.eaglemhc.com

EAGLE MHC Division
Material Handling, Healthcare & Cleanroom Equipment

Portable Cool Trough® Water Tempering System NSF



see spec sheet **EG25.03C**

PATENTED!
(patent #9,588,525)

FEATURES:

- Integral mechanical temperature sensor maintains water temperature of 130˚F or less.
- Built-in pitch towards drain ensures complete drainage.
- 3˝ (76mm)-diameter casters—two rigid, two swivel with brake.
- No electrical connection required.
- 12 gauge base.

Note: Water line and connection provided by plumbing contractor.

overall side-to-side		overall * front-to-back		overall height			
in.	mm	in.	mm	in.	mm	model #	list
15˝	381	12˝	305	36˝	914	**PWTFT-1215**	12941

* Includes base and handle.

NOTES

NOTES

100 Industrial Boulevard, Clayton, DE 19938-8903 U.S.A.
Phone: 302-653-3000. Fax: 302-653-2065
http://www.eaglemhc.com

NEW Breath/Safety Shields

Dividers
for Square or Round Tables.....271
for Oval or Rectangular Tables.....271

Divider Wall Extensions 273

Freestanding Countertop 270

Knock-Down Desk Partitions ..270

Mobile Partitions 273

Mounted Breath Shields
Ceiling.....272
Bolted-On 272
Clamp-On 272

Back to work

Promoting safer workplaces





REOPEN SAFELY.

EAGLE'S BREATH/SAFETY SHIELDS CAN HELP.

Constructed of durable plexiglass, these protective shields come in a variety of styles, sizes and installation options.

Our wide range of configurations ensure that each area of your workplace, from offices, lobbies, gathering spaces, and conference rooms are properly retrofitted to provide safe and secure protection.



For More Information or to Request a Quotation, Contact Your Eagle Account Specialist.
1-800-441-8440

SEFA MADE IN USA

Freestanding Countertop Breath/Safety Shields

see spec sheet **EG06.00**



FEATURES:

- Vertical and horizontal shields available.
- 7/32″-thick durable plexiglass.
- Available with or without pass-through.
- Easy assembly—NO TOOLS required. Two 8″ x 14″ stands lock into place with shield.
- Knocks down flat for storage.
- Sold in packs of four (4).

description	height in	height mm	length in	length mm	quantity per pack	model #
solid	24″	610	24″	610	4	**BGFC-2424**
with pass through	24″	610	24″	610	4	**BGFC-2424-PT**
solid	24″	610	36″	914	4	**BGFC-2436**
with pass through	24″	610	36″	914	4	**BGFC-2436-PT**
solid	24″	610	48″	1219	4	**BGFC-2448**
with pass through	24″	610	48″	1219	4	**BGFC-2448-PT**
solid	30″	762	24″	610	4	**BGFC-3024**
with pass through	30″	762	24″	610	4	**BGFC-3024-PT**
solid	30″	762	36″	914	4	**BGFC-3036**
with pass through	30″	762	36″	914	4	**BGFC-3036-PT**
solid	30″	762	48″	1219	4	**BGFC-3048**
with pass through	30″	762	48″	1219	4	**BGFC-3048-PT**
solid	36″	914	24″	610	4	**BGFC-3624**
with pass through	36″	914	24″	610	4	**BGFC-3624-PT**

Knock-Down Desk Partitions

see spec sheet **EG06.01**



FEATURES:

- 7/32″-thick durable plexiglass.
- Paper slot pass-thru.
- Tab and slot assembly.
- Knocks down flat for storage.
- No tools required for assembly.

height in	height mm	length in	length mm	quantity per pack	model #
24″	610	24″	610	1	**BGDP-2424**
24″	610	30″	762	1	**BGDP-2430**
24″	610	36″	914	1	**BGDP-2436**
24″	610	48″	1219	1	**BGDP-2448**

Consult factory for pricing.

100 Industrial Boulevard, Clayton, DE 19938-8903 U.S.A.
Phone: 302-653-3000. Fax: 302-653-2065
http://www.eaglemhc.com

EAGLE MHC Division
Material Handling, Healthcare & Cleanroom Equipment

Dividers for Square or Round Tables

see spec sheet **EG06.02**





FEATURES:

- 7/32″-thick durable plexiglass.
- Knocks down flat for storage.
- Optional drop edge can be added to prevent sliding on tabletop.
- 3-Way dividers feature panels with curved design, which create the "Y"-shaped divider.
- 4-Way dividers feature two interlocking panels, which form the four-way "X"-shaped divider.

3-Way Dividers

height		diameter		
in	mm	in	mm	model #
24″	610	36″	914	**BGTD-3Y36**
24″	610	42″	1067	**BGTD-3Y42**
24″	610	48″	1219	**BGTD-3Y48**

4-Way Dividers

height		length		width		
in.	mm	in.	mm	in.	mm	model #
24″	610	48″	1219	48″	1219	**BGTD-2448**
24″	610	60″	1524	60″	1524	**BGTD-2460**
30″	762	48″	1219	48″	1219	**BGTD-3048**
30″	762	60″	1524	60″	1524	**BGTD-3060**

Dividers for Oval or Rectangular Tables

see spec sheet **EG06.03**

FEATURES:

- Panels interlock to create dividers to section off tabletop.
- 7/32″-thick durable plexiglass.
- Knocks down flat for storage.
- Optional drop edge can be added to prevent sliding on tabletop.







description	height		length		width		
	in	mm	in	mm	in	mm	model #
creates 4 sections	24″	610	60″	1524	30″	914	**BGTD-2460-4**
creates 4 sections	24″	610	72″	1829	30″	914	**BGTD-2472-4**
creates 6 sections	24″	610	72″	1829	30″	914	**BGTD-2472-6**
creates 8 sections	24″	610	72″	1829	30″	914	**BGTD-2472-8**
creates 4 sections	30″	914	60″	1524	30″	914	**BGTD-3060-4**
creates 4 sections	30″	762	72″	1829	30″	914	**BGTD-3072-4**
creates 6 sections	30″	762	72″	1829	30″	914	**BGTD-3072-6**
creates 8 sections	30″	762	72″	1829	30″	914	**BGTD-3072-8**

Consult factory for pricing.

Ceiling-Mounted Breath/Safety Shields

see spec sheet **EG06.04**



FEATURES:

- 7/32″-thick durable plexiglass.
- Three (3) 60″-long chains.
- Six (6) “S” hooks.

height in	height mm	length in	length mm	quantity per pack	model #
24″	610	24″	610	1	**BGCM-2424**
24″	610	36″	914	1	**BGCM-2436**
24″	610	48″	1219	1	**BGCM-2448**
30″	762	24″	610	1	**BGCM-3024**
30″	762	36″	914	1	**BGCM-3036**
30″	762	48″	1219	1	**BGCM-3048**

Bolted-On Breath/Safety Shields

see spec sheet **EG06.05**

FEATURES:

- Easily mounts onto front of counter.
- 7/32″-thick durable plexiglass.
- 1″ radius corners.
- Sold in packs of two (2).

height in	height mm	length in	length mm	quantity per pack	model #
30″	762	24″	610	2	**BGBO-3024**
30″	762	36″	914	2	**BGBO-3036**
30″	762	48″	1219	2	**BGBO-3048**
36″	914	24″	610	2	**BGBO-3624**
36″	914	36″	914	2	**BGBO-3636**
36″	914	48″	1219	2	**BGBO-3648**

Clamp-On Breath/Safety Shields

see spec sheet **EG06.06**



FEATURES:

- Shields clamp onto table edge surface.
- 7/32″-thick durable plexiglass.
- Clamp range is 1″ to 1-1/2″ (can be customized).
- Stainless clamps have protective rubber inside to protect table surface.

height in	height mm	length in	length mm	quantity per pack	model #
24″	610	24″	610	1	**BGCM-2424**
24″	610	36″	914	1	**BGCM-2436**
24″	610	48″	1219	1	**BGCM-2448**
30″	762	24″	610	1	**BGCM-3024**
30″	762	36″	914	1	**BGCM-3036**
30″	762	48″	1219	1	**BGCM-3048**

Consult factory for pricing.

100 Industrial Boulevard, Clayton, DE 19938-8903 U.S.A.
Phone: 302-653-3000. Fax: 302-653-2065
http://www.eaglemhc.com

EAGLE MHC Division
Material Handling, Healthcare & Cleanroom Equipment

Divider Wall Extension Shields

see spec sheet **EG06.07**



FEATURES:

- Clamps onto standard cubicle/divider wall to extend protection.
- Clamps provide customizable range to accommodate range of thicknesses.
- 7/32″-thick durable plexiglass.

height		length		quantity	
in	mm	in	mm	per pack	model #
24″	610	24″	610	1	**BGDW-2424**
24″	610	36″	914	1	**BGDW-2436**
24″	610	48″	1219	1	**BGDW-2448**
24″	610	60″	1524	1	**BGDW-2460**
24″	610	72″	1829	1	**BGDW-2472**

Mobile Partitions

see spec sheet **EG06.08**



with access hole



with half screen

FEATURES:

- 7/32″-thick durable plexiglass.
- 1″ stainless steel tubing frame.
- 1-1/2″ stainless tubing base.
- 2″ twin wheel casters.
- Nestable for storage.

description	height		width		model #
	in	mm	in	mm	
full screen, solid	72″	1829	30″	914	**BGMP-3072**
full screen, 2” access hole	72″	1829	30″	914	**BGMP-3072-TT**
half screen	72″	1829	30″	914	**BGMP-3072-TH**

Consult factory for pricing.

NOTES

100 Industrial Boulevard, Clayton, DE 19938-8903 U.S.A.
Phone: 302-653-3000. Fax: 302-653-2065
http://www.eaglemhc.com

SpecFAB® Custom Fabrications

Shelf Select™ 271
The SpecFAB® Division 270



EAGLE SpecFAB Division

Quality Stainless & Millwork Fabrication

EAGLE SpecFAB Division
Quality Stainless & Millwork Fabrication

EAGLE's SpecFAB® Division fills the gap between standard equipment and high-cost, highly customized equipment. Depending on the custom need, configurations can be designed from pre-fab pieces by using existing components, or designed completely from scratch to match exacting consultant and architect's plans and details. This flexibility means custom equipment can be delivered faster and at a lower cost directly to the job site.

Frequently Asked Questions about Project Quotations:

How do I request a Quote?

• Standard or modified product using listed 'E' numbers from the catalog:
- Email requests to the Customer Service Representative for your geographical area or *custserv@eaglegrp.com*
- Telephone (800) 441-8440 and ask for the Customer Service Representative for your city and state.
- Fax (302) 653-2065
- Eagle Group, ATTN: Customer Service, I00 Industrial Blvd., Clayton, DE 19938

• Custom products not found in the catalog:
- Email requests to *quotes@eaglegrp.com*
- Fax (302) 653-2065
- Eagle Group, ATTN: Project Quotations, I00 Industrial Blvd., Clayton, DE 19938

What to include with your request?

- Your Name and Dealer Name
- Job or Project Name
- Required Date for Quote
- Bid Date for Project
- Projected Installation Date and Timeline
- Consultant Name when Applicable
- Plans and Specs related to the Project
- Special Considerations

How long will it take to process my request for a custom quote?

- Typical lead time of 72 hours for most new incoming projects.
- Large scale projects will carry longer lead times. Please be sure to communicate required bid dates.

How can I find out the status of my custom quote request?

- Customer Service - The Customer Service representative for your area can access information regarding the status of your request via email or call (800) 441-8440.
- SpecFAB® Customer Service.
- SpecFAB® Quote Coordinator - call (800) 441-8440 and ask for the Quote Coordinator.
- Outgoing email signatures for quotes sent from SpecFAB® highlight the primary points of contact.

Frequently Asked Questions about Project Submittals:

How do I get a Submittal Drawing?

- Submit a purchase order for the project with plans and specifications if not previously provided to the Quotations Department.
- Provide a letter of intent for the project.
- Request quote drawings via *quotes@eaglegrp.com*.
- Shelf Select™ requests through *quotes@eaglegrp.com*.

How long will it take to receive drawings?

- Typical requests for drawings are addressed within 72-hours.
- Large scale projects will carry longer lead times. Please be sure to communicate required bid dates.
- To contact Project Submittals regarding your drawings, contact the Submittals Manager, Bruce Moffett at *bmoffett@eaglegrp.com* or (800) 441-8440, ext. 3158.
- Outgoing email signatures for drawings sent from SpecFAB® highlight the primary points of contact.

100 Industrial Boulevard, Clayton, DE 19938-8903 U.S.A.
Phone: 302-653-3000. Fax: 302-653-2065
http://www.eaglemhc.com

Shelf Select™

A No-Cost Design & Layout Service for Shelving Products. by EAGLE SpecFAB Division

Quality Stainless & Millwork Fabrication

Typical Shelf Select™ applications include walk-in coolers and freezers; dry storage areas; supermarkets; and department stores.

Provide Us With:

- Dimensions of a storage space available.
- Number of shelves per unit.
- Post heights.
- Indicate stationary, mobile or high density shelving.
- Any additional specific or pertinent storage requirements.

And We'll Provide You With:

- ***Plan View***
  Shelving system layout makes the most efficient utilization of your space available.
- ***Perspective View****
  Illustrates the proposed equipment assembled in the available space. A great tool for presentation which reduces field assembly time when provided to your installer.
- ***Quote****
  Includes model numbers, net prices and shipping weights for all components in specified job.

* Will be provided after plan view is approved.

For more information about Shelf Select™, request Shelf Select™ service announcement **EG8027**

Simply

Email: quotes@eaglegrp.com

Fax: 302-653-2065

in your order and our trained staff will begin planning, layout and quotation upon receipt.

A completed Shelf Select™ custom layout and quotation will be mailed, emailed or faxed back to you within 48 hours.

PLAN VIEW

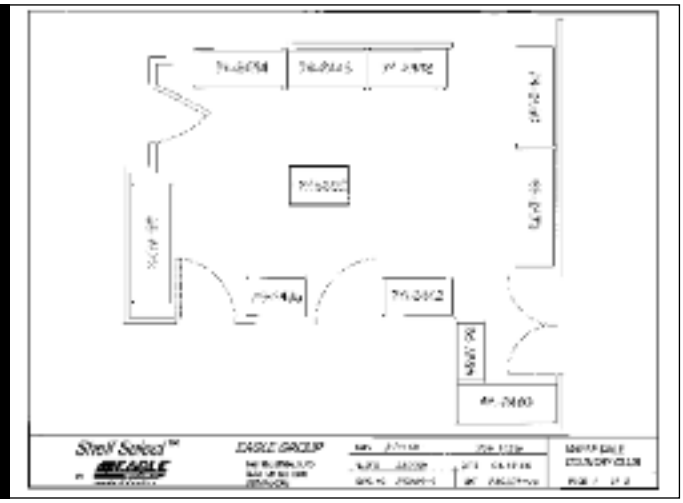

PERSPECTIV VIEW

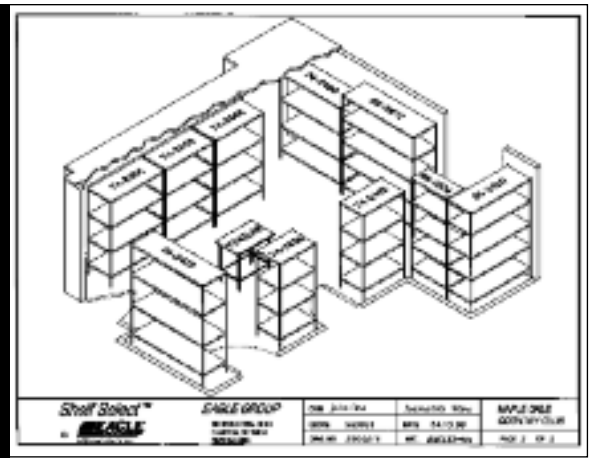



FINAL OUTCOME!

NOTES

100 Industrial Boulevard, Clayton, DE 19938-8903 U.S.A.
Phone: 302-653-3000. Fax: 302-653-2065
http://www.eaglemhc.com

2021 PRICELIST

Material Handling, Healthcare, Cleanroom, Lab

Alphanumeric Price Index

EAGLE's Alphanumeric Price Index has been developed to assist our customers in quickly locating items found in our main Price List.

EAGLE is committed to ***customer service*** and ***customer satisfaction*** along with ***quality products***.

If you need assistance,
please call EAGLE's Customer Service Center at

1-800-441-8440



ALPHANUMERIC PRICE INDEX

Part Number	List Price	Page No.
004026	25	179, 231, 241
1202	869	34
1203	958	34
1212	1115	34
1424BL	74	60
1424C	73	6
1424E	86	6
1424R	74	60
1424S	258	6
1424V	74	6
1424VG	74	6
1424W	74	60
1424Z	63	6
1430BL	81	60
1430C	76	6,43
1430E	90	6,43
1430R	81	60
1430S	261	6,43
1430V	81	6
1430VG	81	6
1430W	81	60
1430WGS-C	159	90
1430WGS-VG	165	90
1430WGS-Z	146	90
1430Z	67	6
1436BL	85	60
1436C	83	6,43,44
1436E	94	6,44
1436R	85	60
1436S	263	6,43,131
1436V	85	6
1436VG	85	6
1436W	85	60
1436WGS-C	166	90
1436WGS-VG	172	90
1436WGS-Z	156	90
1436Z	72	6
1442BL	95	60
1442C	94	6
1442E	108	6
1442R	95	60
1442S	324	6
1442V	98	6
1442VG	98	6
1442W	95	60
1442Z	85	6
1448BL	98	60
1448C	94	6,43,44
1448E	108	6,43
1448R	98	60
1448S	324	6,43,131
1448V	98	6
1448VG	98	6
1448W	98	60
1448Z	85	6
1454BL	106	60
1454C	98	6
1454E	124	6
1454R	106	60
1454S	412	6
1454V	112	6
1454VG	112	6
1454W	106	60
1454Z	87	6
1460BL	112	60
1460C	106	6,43
1460E	124	6,43
1460R	112	60
1460S	412	6,43,131
1460V	112	6
1460VG	112	6
1460W	112	60
1460Z	100	6
1472BL	131	60
1472C	124	6
1472E	143	6
1472R	131	60
1472S	467	6
1472V	131	6
1472VG	131	6
1472W	131	60
1472Z	114	6
1818-1-16/3	1501	247
1818-1-16/4	1286	247
1824-1-16/3	1569	247
1824-1-16/4	1296	247
1824BL	85	60
1824BTZ	535	173
1824C	83	6
1824E	98	6
1824R	85	60
1824S	317	6
1824V	85	6
1824VG	85	6
1824W	85	60
1824Z	81	6
1830BL	91	60
1830C	84	6
1830E	101	6
1830R	91	60
1830S	322	6
1830V	91	6
1830VG	91	6
1830W	91	60
1830WGS-C	171	90
1830WGS-VG	175	90
1830WGS-Z	159	90
1830Z	83	6
1836-2-16/3	2122	247
1836-2-16/4	1735	247
1836-3-16/3	2430	248
1836-3-16/4	1999	248
1836BL	95	60
1836BTZ	559	173
1836C	86	6,36,161
1836C63	588	24
1836C63-5	709	24
1836C74	599	24
1836C74-5	734	24
1836E	105	6
1836EG63	715	24
1836E63-5	851	24
1836EG74	717	24
1836E74-5	891	24
1836R	95	60
1836S	324	6
1836V	95	6
1836V63	632	24
1836V63-5	761	24
1836V74	643	24
1836V74-5	791	24
1836VG	95	6
1836VG63	632	24
1836VG63-5	761	24
1836VG74	643	24
1836VG74-5	791	24
1836W	95	60
1836WGS-C	177	90
1836WGS-VG	184	90
1836WGS-Z	163	90
1836Z	85	6
1836Z63	553	24
1836Z63-5	666	24
1836Z74	562	24
1836Z74-5	667	24
1842BL	105	60
1842C	103	6
1842E	127	6
1842R	105	60
1842S	388	6
1842V	113	6
1842VG	113	6
1842W	105	60
1842Z	98	6
1848-2-16/3	2285	247
1848-2-16/4	1819	247
1848-3-16/3	2582	248
1848-3-16/4	2085	248
1848BL	113	60
1848BTZ	589	173
1848C	103	6,36,161
1848C63	669	24
1848C63-5	811	24
1848C74	694	24
1848C74-5	845	24
1848E	127	6
1848EG63	819	24
1848E63-5	998	24
1848EG74	845	24
1848E74-5	1037	24
1848R	113	60
1848S	388	6
1848V	113	6
1848V63	719	24
1848V63-5	873	24
1848V74	747	24
1848V74-5	913	24
1848VG	113	6
1848VG63	719	24
1848VG63-5	873	24
1848VG74	747	24
1848VG74-5	913	24
1848W	113	60
1848WGS-C	205	90
1848WGS-VG	211	90
1848WGS-Z	189	90
1848Z	98	6
1848Z63	624	24
1848Z63-5	761	24
1848Z74	652	24
1848Z74-5	787	24
1854-3-16/3	2819	248
1854-3-16/4	2369	248
1854BL	135	60
1854C	122	6
1854E	152	6
1854R	135	60
1854S	495	6
1854V	137	6
1854VG	137	6
1854W	135	60
1854Z	114	6
1860BL	137	60
1860BTZ	645	173
1860C	122	6,36,161
1860C63	757	24
1860C63-5	929	24
1860C74	774	24
1860C74-5	961	24
1860E	152	6
1860EG63	934	24
1860E63-5	1147	24
1860EG74	992	24
1860E74-5	1192	24
1860R	137	60
1860S	495	6
1860V	137	6
1860V63	817	24
1860V63-5	1001	24
1860V74	835	24
1860V74-5	1035	24
1860VG	137	6
1860VG63	817	24
1860VG63-5	1001	24
1860VG74	835	24
1860VG74-5	1035	24
1860W	137	60
1860Z	114	6
1860Z63	733	24
1860Z63-5	831	24
1860Z74	733	24
1860Z74-5	845	24
1872-4-16/3	3396	248
1872-4-16/4	2724	248
1872BL	157	60
1872C	144	6
1872E	175	6
1872R	157	60
1872S	587	6
1872V	157	6
1872VG	157	6
1872W	157	60
1872Z	135	6
18x18 RRDEDB	361	249
18x18 RRDEDB-16/3	604	249
18x24 RRDEDB	383	249
18x24 RRDEDB-16/3	635	249
18x30 RRDEDB	652	249
18x30 RRDEDB-16/3	711	249
2118-1-16/3	1539	247
2118-1-16/4	1281	247
2124-1-16/3	1612	247
2124-1-16/4	1327	247
2124-1-18-16/3	3480	247
2124-1-18-16/4	2854	247
2124BL	96	60
2124C	95	6
2124E	112	6
2124R	96	60
2124S	368	6
2124V	96	6
2124VG	96	6
2124W	96	60
2124Z	87	6
2130BL	103	60
2130C	98	6
2130E	114	6
2130R	103	60
2130S	371	6
2130V	103	6
2130VG	103	6
2130W	103	60
2130Z	90	6
2136-1-16/3	1791	247
2136-1-16/4	1427	247

100 Industrial Boulevard, Clayton, DE 19938-8903 U.S.A.
Phone: 302-653-3000. Fax: 302-653-2065
http://www.eaglemhc.com

EAGLE MHC Division
Material Handling, Healthcare & Cleanroom Equipment

Part Number	List Price	Page No.
2136-2-16/3	2184	247
2136-2-16/4	1773	247
2136-2-18-16/3	4251	247
2136-2-18-16/4	3517	247
2136-3-16/3	2510	248
2136-3-16/4	2051	248
2136-3-18-16/3	4282	248
2136-3-18-16/4	3594	248
2136BL	105	60
2136C	101	6
2136E	120	6
2136R	105	60
2136S	374	6
2136V	105	6
2136VG	105	6
2136W	105	60
2136Z	94	6
2142BL	123	60
2142C	117	6
2142E	139	6
2142R	123	60
2142S	432	6
2142V	124	6
2142VG	124	6
2142W	123	60
2142Z	106	6
2148-2-16/3	2306	247
2148-2-16/4	1794	247
2148-3-16/3	2666	248
2148-3-16/4	2142	248
2148-3-18-16/3	4575	248
2148-3-18-16/4	3712	248
2148BL	124	60
2148C	117	6
2148E	139	6
2148R	124	60
2148S	432	6
2148V	124	6
2148VG	124	6
2148W	124	60
2148Z	106	6
2154-3-16/3	2897	248
2154-3-16/4	2377	248
2154-3-18-16/3	4862	248
2154-3-18-16/4	4055	248
2154BL	146	60
2154C	138	6
2154E	163	6
2154R	146	60
2154S	575	6
2154V	151	6
2154VG	151	6
2154W	146	60
2154Z	131	6
2160-3-16/3	4142	248
2160-3-16/4	2457	248
2160BL	151	60
2160C	138	6
2160E	163	6
2160R	151	60
2160S	575	6
2160V	151	6
2160VG	151	6
2160W	151	60
2160Z	131	6
2172-4-16/3	3449	248
2172-4-16/4	2854	248
2172-4-18-16/3	5247	248
2172-4-18-16/4	4496	248
2172BL	181	60
2172C	165	6
2172E	200	6
2172R	181	60
2172S	682	6
2172V	181	6
2172VG	181	6
2172W	181	60
2172Z	157	6
21x18 RRDEDB	361	249
21x18 RRDEDB-16/3	604	249
21x24 RRDEDB	388	249
21x24 RRDEDB-16/3	635	249
21x30 RRDEDB	728	249
21x30 RRDEDB-16/3	765	249
24108GADJUS	356	211
24108SADJUS-18/3	1274	211
24108SADJUS-18/4	1176	211
24120GADJUS	383	211
24120SADJUS-18/3	1287	211
24120SADJUS-18/4	1183	211
24132GADJUS	428	211
24132SADJUS-18/3	1377	211
24132SADJUS-18/4	1265	211
24144GADJUS	472	211
24144SADJUS-18/3	1626	211
24144SADJUS-18/4	1498	211
2424-1-16/3	1692	247
2424-1-16/4	1381	247
2424-1-24-16/3	3595	247
2424-1-24-16/4	3071	247
2424BL	104	60
2424C	100	6,154
2424E	123	6
2424GADJUS	241	211
2424R	104	60
2424S	397	6
2424SADJUS-18/3	590	211
2424SADJUS-18/4	538	211
2424V	104	6
2424VG	104	6
2424W	104	60
2424Z	94	6
2430BL	112	60
2430C	104	6,43
2430E	126	6,43
2430GADJUS	287	211
2430R	112	60
2430S	400	6,43
2430SADJUS-18/3	647	211
2430SADJUS-18/4	589	211
2430V	112	6
2430VG	112	6
2430W	112	60
2430Z	96	6
2436-1-16/3	1875	247
2436-1-16/4	1469	247
2436BL	114	60
2436C	106	6,43,44, 154
2436C63	686	24
2436C63-5	837	24
2436C74	697	24
2436C74	697	24
2436C74-5	869	24
2436E	128	6,43
2436EG63	827	24
2436EG63-5	1010	24
2436EG74	844	24
2436E74-5	1049	24
2436GADJUS	294	211
2436R	114	60
2436S	404	6,43
2436SADJUS-18/3	678	211
2436SADJUS-18/4	620	211
2436V	114	6
2436V63	738	24
2436V63-5	897	24
2436V74	751	24
2436V74-5	932	24
2436VG	114	6
2436VG63	738	24
2436VG63-5	897	24
2436VG74	751	24
2436VG74-5	932	24
2436W	114	60
2436Z	100	6
2436Z63	631	24
2436Z63-5	774	24
2436Z74	653	24
2436Z74-5	798	24
2442BL	137	60
2442C	128	6
2442E	157	6
2442R	137	60
2442S	490	6
2442V	143	6
2442VG	143	6
2442W	137	60
2442Z	120	6
2448-2-16/3	2449	247
2448-2-16/4	1969	247
2448-2-24-16/3	4397	247
2448-2-24-16/4	3662	247
2448-3-16/3	2786	248
2448-3-16/4	2248	248
2448BL	143	60
2448C	128	6,43,44
2448C63	791	24
2448C63-5	981	24
2448C74	814	24
2448C74-5	1009	24
2448E	157	6,43
2448EG63	976	24
2448E63-5	1097	24
2448EG74	1011	24
2448E74-5	1241	24
2448GADJUS	303	211
2448R	143	60
2448S	490	6,43
2448SADJUS-18/3	746	211
2448SADJUS-18/4	681	211
2448V	143	6
2448V63	851	24
2448V63-5	1054	24
2448V74	875	24
2448V74-5	1085	24
2448VG	143	6
2448VG63	851	24
2448VG63-5	1054	24
2448VG74	875	24
2448VG74-5	1085	24
2448W	143	60
2448Z	120	6
2448Z63	724	24
2448Z63-5	896	24
2448Z74	757	24
2448Z74-5	926	24
2454BL	159	60
2454C	154	6
2454E	186	6
2454R	159	60
2454S	598	6
2454V	167	6
2454VG	167	6
2454W	159	60
2454Z	146	6
2460-2-16/3	2813	247
2460-2-16/4	2442	247
2460-3-16/3	3126	248
2460-3-16/4	2600	248
2460BL	167	60
2460C	154	6,43
2460C63	919	24
2460C63-5	1111	24
2460C74	943	24
2460C74-5	1140	24
2460E	186	6,43
2460EG63	1110	24
2460E63-5	1355	24
2460EG74	1140	24
2460E74-5	1396	24
2460GADJUS	316	211
2460R	167	60
2460S	598	6,43
2460SADJUS-18/3	838	211
2460SADJUS-18/4	767	211
2460V	167	6
2460V63	987	24
2460V63-5	1197	24
2460V74	1014	24
2460V74-5	1225	24
2460VG	167	6
2460VG63	987	24
2460VG63-5	1197	24
2460VG74	1014	24
2460VG74-5	1225	24
2460W	167	60
2460Z	146	6
2460Z63	847	24
2460Z63-5	1047	24
2460Z74	881	24
2460Z74-5	1076	24
2472-3-16/3	3309	248
2472-3-16/4	2663	248
2472-3-24-16/3	5572	248
2472-3-24-16/4	4374	248
2472-4-16/3	3610	248
2472-4-16/4	2932	248
2472BL	196	60
2472C	181	6
2472E	218	6
2472GADJUS	320	211
2472R	196	60
2472S	747	6
2472SADJUS-18/3	942	211
2472SADJUS-18/4	858	211
2472V	196	6
2472VG	196	6
2472W	196	60
2472Z	166	6
2484GADJUS	323	211
2484SADJUS-18/3	1045	211
2484SADJUS-18/4	956	211
2496GADJUS	343	211
2496SADJUS-18/3	1130	211
2496SADJUS-18/4	1032	211

ALPHANUMERIC PRICE INDEX

Part Number	List Price	Page No.
24x18 RRDEDB	372	249
24x18 RRDEDB-16/3	596	249
24x24 RRDEDB	403	249
24x24 RRDEDB-16/3	657	249
24x30 RRDEDB	714	249
24x30 RRDEDB-16/3	753	249
300287	28	235,236, 260
300293	2	218,260
300315	43	260
300489	374	251
300490	237	255
300600	256	236
300602	42	234
300604	509	234
300692	25	218,260
300696	37	95,208, 216
300698	137	218
300699	131	218
300716	304	261
300718	1522	261
300719	1526	261
300720	316	218,260
300721	316	218,260
300722	648	218,260
300789	124	234,260
300791	23	234,260
300804	315	261
300886	18	235
300966	5	235
301001	737	261
301002	746	261
301003	827	261
301004	686	261
301005	422	261
301036	13	66,218
30108GADJUS	406	211
30108SADJUS-18/3	1508	211
30108SADJUS-18/4	1352	211
30120GADJUS	432	211
30120SADJUS-18/3	1590	211
30120SADJUS-18/4	1502	211
30132GADJUS	466	211
30132SADJUS-18/3	1751	211
30132SADJUS-18/4	1662	211
30144GADJUS	515	211
30144SADJUS-18/3	1957	211
30144SADJUS-18/4	1802	211
301189	404	261
301190	101	261
301248	223	233,255
301440	257	255
302004	249	233,255
3024GADJUS	251	211
3024SADJUS-18/3	683	211
3024SADJUS-18/4	628	211
3030C	138	6,43
3030E	165	6,43
3030GADJUS	303	211
3030S	472	6,43
3030SADJUS-18/3	738	211
3030SADJUS-18/4	674	211
3030V	141	6
3030VG	141	6
3030Z	122	6
303560	661	255
303561	748	255
303562	746	255
3036C	157	6,43
3036E	190	6,43
3036GADJUS	306	211
3036S	535	6,43
3036SADJUS-18/3	777	211
3036SADJUS-18/4	714	211
3036V	160	6
3036VG	160	6
3036Z	137	6
303987	225	233
304146	135	261
3048C	181	6,43
3048E	217	6,43
3048GADJUS	316	211
3048S	624	6,43
3048SADJUS-18/3	853	211
3048SADJUS-18/4	776	211
3048V	186	6
3048VG	186	6
3048Z	157	6
305428	273	260
3060C	199	6,43
3060E	246	6,43
3060GADJUS	323	211
3060S	692	6,43
3060SADJUS-18/3	974	211
3060SADJUS-18/4	889	211
3060V	208	6
3060VG	208	6
3060Z	177	6
306134	728	229
306495	469	233
307120	141	233
3072C	240	6
3072E	297	6
3072GADJUS	343	211
3072S	840	6
3072SADJUS-18/3	1088	211
3072SADJUS-18/4	995	211
3072V	249	6
3072VG	249	6
3072Z	213	6
3084GADJUS	353	211
3084SADJUS-18/3	1203	211
3084SADJUS-18/4	1101	211
3096GADJUS	356	211
3096SADJUS-18/3	1338	211
3096SADJUS-18/4	1224	211
309796	94	260
310-10-3-12	4051	251
310-10-3-18	4153	251
310-10-3-24	4227	251
311915	33	208
312-12-3-12	4298	251
312-14-3-12	4603	251
312162	456	233
312688	256	252
312689	245	252
312690	716	252
313075	219	160, 233,261
313116	291	261
313204	223	260
313205	241	260
313207	182	260
313293	817	261
313294	825	261
313295	1881	261
313296	1997	261
313297	497	261
313303	594	255
313304	815	218,261
313305	726	229
313306	574	255
313307	595	255
313308	595	255
313323	251	261
313481	680	234
313832	240	260
313834	280	260
313835	37	218,260
313918	298	261
313919	316	261
313920	797	261
314-16-1	2962	238
314-16-1-18	4156	238
314-16-1-18L	3977	238
314-16-1-18R	3977	238
314-16-1-24	4282	238
314-16-1-24L	4026	238
314-16-1-24R	4026	238
314-16-2	3976	239
314-16-2-18	5605	239
314-16-2-18L	5190	239
314-16-2-18R	663	239
314-16-2-24	5698	239
314-16-2-24L	5487	239
314-16-2-24R	5487	239
314-16-3	4973	240
314-16-3-18	6839	240
314-16-3-18L	6676	240
314-16-3-18R	6676	240
314-16-3-24	6934	240
314-16-3-24L	6724	240
314-16-3-24R	6724	240
314-16-4	7028	241
314-16-4-18	8661	241
314-16-4-18L	8358	241
314-16-4-18R	8358	241
314-16-4-24	8782	241
314-16-4-24L	8406	241
314-16-4-24R	8406	241
314-18-1	3428	238
314-18-1-18	4714	238
314-18-1-18L	4344	238
314-18-1-18R	4344	238
314-18-1-24	4757	238
314-18-1-24L	4373	238
314-18-1-24R	4373	238
314-18-2	4768	239
314-18-2-18	6422	239
314-18-2-18L	6244	239
314-18-2-18R	6244	239
314-18-2-24	6489	239
314-18-2-24L	6281	239
314-18-2-24R	6281	239
314-18-3	6294	240
314-18-3-18	8086	240
314-18-3-18L	7897	240
314-18-3-18R	7897	240
314-18-3-24	8225	240
314-18-3-24L	7924	240
314-18-3-24R	7924	240
314-18-4	7984	241
314-18-4-18	9996	241
314-18-4-18L	9819	241
314-18-4-18R	9819	241
314-18-4-24	10105	241
314-18-4-24L	9851	241
314-18-4-24R	9851	241
314-22-1	3448	238
314-22-1-18	4863	238
314-22-1-18L	4470	238
314-22-1-18R	4470	238
314-22-1-24	4903	238
314-22-1-24L	4501	238
314-22-1-24R	4501	238
314-22-2	4909	239
314-22-2-18	6745	239
314-22-2-18L	6551	239
314-22-2-18R	6551	239
314-22-2-24	6815	239
314-22-2-24L	6585	239
314-22-2-24R	6585	239
314-22-3	6590	240
314-22-3-18	8577	240
314-22-3-18L	8367	240
314-22-3-18R	8367	240
314-22-3-24	8782	240
314-22-3-24L	8401	240
314-22-3-24R	8401	240
314-24-1	3682	238
314-24-1-18	5306	238
314-24-1-18L	5187	238
314-24-1-18R	5187	238
314-24-1-24	5497	238
314-24-1-24L	5262	238
314-24-1-24R	5262	238
314-24-2	5655	239
314-24-2-18	7576	239
314-24-2-18L	7273	239
314-24-2-18R	7273	239
314-24-2-24	7910	239
314-24-2-24L	7760	239
314-24-2-24R	7760	239
314-24-3	7348	240
314-24-3-18	9309	240
314-24-3-18L	9392	240
314-24-3-18R	9392	240
314-24-3-24	10063	240
314-24-3-24L	9785	240
314-24-3-24R	9785	240
314-24-4	9639	241
314-24-4-18	12130	241
314-24-4-18L	11878	241
314-24-4-18R	11878	241
314-24-4-24	12717	241
314-24-4-24L	12460	241
314-24-4-24R	12460	241
317635	178	218
317636	178	218
318495	790	233
318496	389	234
319931	106	235
319932	48	235
321555	225	260
321557	287	260
321558	352	260
321561	374	252
324074	163	234
326014	2130	233
326015	129	234,236
326267	217	260
326268	218	260
326269	240	260
326270	278	260
326271	282	260

100 Industrial Boulevard, Clayton, DE 19938-8903 U.S.A.
Phone: 302-653-3000. Fax: 302-653-2065
http://www.eaglemhc.com

EAGLE MHC Division
Material Handling, Healthcare & Cleanroom Equipment

Part Number	List Price	Page No.
326272	641	233
326696	853	233
330010	4	66
331006	817	266
335377	213	260
336002	332	218,260
336976	1001	266
336992	875	266
340380	814	261
340992	757	266
341109	905	266
341110	747	266
341113	800	266
341117	635	266
341123	692	266
341169	498	266
341189	332	218,260
341190	753	218,260
341330	703	266
342938	43	234
345934	949	266
346175	271	260
347771	299	235
349921	94	233
351572	971	266
351584	206	260
351585	256	260
351738	680	234
353761	535	164
353762	562	164
353763	599	164
353764	667	164
353765	703	164
353766	823	164
353767	908	164
353768	1116	164
353770	596	164
353771	642	164
353772	726	164
353773	756	164
353774	900	164
353775	980	164
353776	1213	164
355994	509	234
356128	2282	233
358114	53	92
358115	56	92
362188	35	255
362647	187	266
362648	157	266
362649	187	266
362650	157	266
362651	245	266
362652	201	266
362653	306	266
362654	246	266
362659	1428	164
3636C	176	6
3636E	213	6
3636S	598	6
3636V	177	6
3636VG	177	6
3636Z	151	6
3648C	201	6
3648E	246	6
3648S	703	6
3648V	211	6
3648VG	211	6
3648Z	178	6
3660C	234	6
3660E	291	6
3660S	819	6
3660V	241	6
3660VG	241	6
3660Z	203	6
3672C	274	6
3672E	342	6
3672S	976	6
3672V	292	6
3672VG	292	6
3672Z	246	6
368421	40	233,261
369653	537	260
370000	195	266
370001	237	266
370002	256	266
370003	202	266
370004	249	266
370005	259	266
370006	323	266
370007	400	266
370008	329	266
370009	414	266
373030	199	266
373206	302	266
373848	2894	233
374015	165	266
374018	198	266
374021	210	266
374044	165	266
374047	198	266
374073	257	266
374076	257	266
374079	322	266
374102	259	266
374105	325	266
374955	45	234
375612	459	234
376509	231	228
376740	74	233
377430	59	255
377455	357	234
377456	357	234
377563	1281	233
379769	197	208
380401	197	154
380402	160	154
380403	590	154
380404	160	154
382984	1286	164
384796	271	234
387622	5	134
3TF1836-BL	47	34
3TF1836-C	43	34
3TF1836-V	47	34
3TF1836-VG	47	34
3TF1836-Z	41	34
3TF1848-BL	55	34
3TF1848-C	51	34
3TF1848-V	55	34
3TF1848-VG	55	34
3TF1848-Z	43	34
3TF1860-BL	60	34
3TF1860-C	55	34
3TF1860-V	60	34
3TF1860-VG	60	34
3TF1860-Z	48	34
411010	773	207
411012	835	207
411013	904	207
411014	970	207
411030	430	207
411036	434	207
411048	470	207
411060	513	207
411072	581	207
411084	648	207
411096	714	207
411210	817	207
411212	911	207
411213	975	207
411214	1040	207
411230	434	207
411236	456	207
411248	496	207
411260	533	207
411272	610	207
411284	680	207
411296	734	207
412-16-1	2278	238
412-16-1-18	3389	238
412-16-1-18L	3196	238
412-16-1-18R	3196	238
412-16-1-24	3397	238
412-16-1-24L	3220	238
412-16-1-24R	3220	238
412-16-2	3115	239
412-16-2-18	4266	239
412-16-2-18L	4129	239
412-16-2-18R	4129	239
412-16-2-24	4332	239
412-16-2-24L	4171	239
412-16-2-24R	4171	239
412-16-3	3949	240
412-16-3-18	4320	240
412-16-3-18L	4173	240
412-16-3-18R	4173	240
412-16-3-24	4394	240
412-16-3-24L	4216	240
412-16-3-24R	4216	240
414-16-1	2619	238
414-16-1-18	3757	238
414-16-1-18L	3589	238
414-16-1-18R	3589	238
414-16-1-24	3877	238
414-16-1-24L	3631	238
414-16-1-24R	3631	238
414-16-2	3587	239
414-16-2-18	4930	239
414-16-2-18L	4745	239
414-16-2-18R	4745	239
414-16-2-24	5020	239
414-16-2-24L	4819	239
414-16-2-24R	4819	239
414-16-3	4347	240
414-16-3-18	5647	240
414-16-3-18L	5499	240
414-16-3-18R	5499	240
414-16-3-24	5735	240
414-16-3-24L	5542	240
414-16-3-24R	5542	240
414-16-4	5870	241
414-16-4-18	7427	241
414-16-4-18L	7132	241
414-16-4-18R	7132	241
414-16-4-24	7540	241
414-16-4-24L	7180	241
414-16-4-24R	7180	241
414-18-1	3067	238
414-18-1-18	4292	238
414-18-1-18L	3948	238
414-18-1-18R	3948	238
414-18-1-24	4331	238
414-18-1-24L	3977	238
414-18-1-24R	3977	238
414-18-2	4127	239
414-18-2-18	5708	239
414-18-2-18L	5543	239
414-18-2-18R	5543	239
414-18-2-24	5772	239
414-18-2-24L	5576	239
414-18-2-24R	5576	239
414-18-3	5370	240
414-18-3-18	7087	240
414-18-3-18L	6906	240
414-18-3-18R	6906	240
414-18-3-24	7263	240
414-18-3-24L	6933	240
414-18-3-24R	6933	240
414-18-4	6784	241
414-18-4-18	8703	241
414-18-4-18L	8565	241
414-18-4-18R	8565	241
414-18-4-24	8804	241
414-18-4-24L	8786	241
414-18-4-24R	8786	241
414-22-1	3260	238
414-22-1-18	4700	238
414-22-1-18L	4314	238
414-22-1-18R	4314	238
414-22-1-24	4738	238
414-22-1-24L	4343	238
414-22-1-24R	4343	238
414-22-2	4503	239
414-22-2-18	6363	239
414-22-2-18L	6170	239
414-22-2-18R	6170	239
414-22-2-24	6435	239
414-22-2-24L	6202	239
414-22-2-24R	6202	239
414-22-3	5970	240
414-22-3-18	7984	240
414-22-3-18L	7772	240
414-22-3-18R	7772	240
414-22-3-24	8190	240
414-22-3-24L	7803	240
414-22-3-24R	7803	240
414-24-1	3305	238
414-24-1-18	4960	238
414-24-1-18L	4767	238
414-24-1-18R	4767	238
414-24-1-24	5034	238
414-24-1-24L	4815	238
414-24-1-24R	4815	238
414-24-2	4976	239
414-24-2-18	6917	239
414-24-2-18L	6694	239
414-24-2-18R	6694	239
414-24-2-24	7131	239
414-24-2-24L	6839	239
414-24-2-24R	6839	239
414-24-3	6514	240
414-24-3-18	8596	240
414-24-3-18L	8589	240
414-24-3-18R	8589	240
414-24-3-24	8974	240

ALPHANUMERIC PRICE INDEX

Part Number	List Price	Page No.
414-24-3-24L	8711	240
414-24-3-24R	8711	240
414-24-4	8361	241
414-24-4-18	10812	241
414-24-4-18L	10274	241
414-24-4-18R	10274	241
414-24-4-24	11304	241
414-24-4-24L	11054	241
414-24-4-24R	11054	241
418002	218	208
418202	187	208
421010	894	207
421012	952	207
421013	1020	207
421014	1111	207
421030	470	207
421036	483	207
421048	534	207
421060	599	207
421072	671	207
421084	737	207
421096	834	207
421210	958	207
421212	1029	207
421213	1095	207
421214	1159	207
421230	483	207
421236	541	207
421248	565	207
421260	629	207
421272	712	207
421284	798	207
421296	891	207
430002	280	208
430202	205	208
448002	369	208
448202	251	208
4PEK	85	54
4TF1836-BL	81	34
4TF1836-C	72	34
4TF1836-V	81	34
4TF1836-VG	81	34
4TF1836-Z	67	34
4TF1848-BL	86	34
4TF1848-C	83	34
4TF1848-V	86	34
4TF1848-VG	86	34
4TF1848-Z	72	34
4TF1860-BL	96	34
4TF1860-C	90	34
4TF1860-V	96	34
4TF1860-VG	96	34
4TF1860-Z	76	34
500772	381	212
501571	537	142,213
501572	975	142,214
502941	330	212
502942	491	213
502943	938	214
502946	1012	214
502947	966	214
502948	389	215
502949	467	215
502950	567	215
502971	1568	214
502972	1515	214
502975	287	212
502976	242	212
503006	287	212
503007	242	212
503010	287	212
503011	242	212
503095	719	252
503096	719	252
503097	1134	252
503098	761	252
503099	761	252
503100	1243	252
606215	659	235
606329	304	218
606331	445	218
606396	294	235
606826	326	214
607560	467	235
608115	259	214
608116	259	214
608117	316	214
608118	273	214
611869	294	235
912991	201	58,59
A1436BL	91	22
A1436C	90	22,44
A1436R	91	22
A1436W	91	22
A1436Z	84	22
A1448BL	104	22
A1448C	103	22,44
A1448R	104	22
A1448W	104	22
A1448Z	94	22
A1836BL	95	22
A1836C	94	22
A1836R	95	22
A1836W	95	22
A1836Z	91	22
A1848BL	113	22
A1848C	112	22
A1848R	113	22
A1848W	113	22
A1848Z	106	22
A1860BL	132	22
A1860C	131	22
A1860R	132	22
A1860W	132	22
A1860Z	126	22
A200012	3	47
A200019	8	9
A200868	2	54
A201007	26	9
A201008	33	9
A201009	33	9
A201706	20	9
A203078	37	7
A203568	2	47
A203841	5	51
A203842	5	51
A203843	4	51
A203844	6	51
A203845	8	51
A203846	6	51
A203877	24	91,163
A203879	31	91,163
A203881	28	163
A203883	39	163
A203885	6	163
A203887	10	163
A203889	19	163
A203891	41	163
A203893	81	163
A203895	91	159
A203929	124	159
A204176	295	158
A204178	295	159
A204235	26	163
A204236	33	163
A204237	27	91,163
A204238	35	163
A204239	22	163
A204318	1	48
A204331	4	40,154
A204795	37	9
A204942	5	61
A206196	8	40
A206197	13	40
A206198	15	40
A206199	17	40
A206200	19	40
A206201	26	40
A206216	4	40
A206217	8	40
A206218	13	40
A206219	15	40
A206220	17	40
A206221	19	40
A206222	26	40
A207016	59	97
A207199	26	47
A207351	5	54
A207562	38	9
A208336	6	175
A208337	6	175
A208338	10	175
A208339	27	175
A208341	38	175
A208342	39	175
A208343	42	175
A208344	74	175
A208345	81	175
A208346	90	175
A208347	122	175
A208348	10	175
A208349	13	175
A208350	18	175
A208351	25	175
A208353	25	175
A208354	41	175
A208355	48	175
A208356	48	175
A208357	59	175
A208358	67	175
A208359	67	175
A208505	100	52
A208506	133	52
A208507	123	52
A208508	117	52
A208513	71	52
A208627	38	47
A208746	4	40
A208747	8	40
A208749	13	40
A208750	15	40
A208751	17	40
A208752	19	40
A208753	26	40
A208891	13	22
A208903	13	61
A208904	15	61
A208905	30	61
A208906	39	61
A208908	35	47,176
A208909	22	47,176
A210098	5	45
A212494	23	40
A213096	17	40
A213261	18	9
A2136BL	112	22
A2136C	109	22
A2136R	112	22
A2136W	112	22
A2136Z	103	22
A214169	10	47
A2148BL	128	22
A2148C	127	22
A2148R	128	22
A2148W	128	22
A2148Z	117	22
A215532	74	169
A215534	90	169
A215536	103	169
A215538	51	169
A215539	65	169
A215541	71	169
A215543	42	169
A215544	47	169
A215546	51	169
A2160BL	157	22
A2160C	156	22
A2160R	157	22
A2160W	157	22
A2160Z	139	22
A216649	60	52
A216650	51	52
A216651	55	52
A216652	73	52
A217621	23	40
A217638	48	51
A217760	4	51
A217763	4	51
A217764	4	51
A217765	39	51
A217766	4	51
A218017	17	97
A219236	15	47,176
A219390	56	26
A219391	86	26
A219392	94	26
A219393	100	26
A222144	35	40
A223747	18	40
A223748	18	40
A223749	18	40
A225208	23	40
A225494	6	25
A225512	13	25
A225513	17	25
A225514	19	25
A225515	31	25
A225516	35	25
A225517	60	25
A225518	62	25
A225519	65	25
A226093	28	47
A226096	41	47
A226104	26	47
A226105	28	47
A227763	17	40

100 Industrial Boulevard, Clayton, DE 19938-8903 U.S.A.
Phone: 302-653-3000. Fax: 302-653-2065
http://www.eaglemhc.com

EAGLE MHC Division
Material Handling, Healthcare & Cleanroom Equipment

Part Number	List Price	Page No.
A227764	17	40
A227841	35	40
A227842	35	40
A228162	17	97
A230612	39	47
A230624	28	47
A230625	28	47
A2436BL	120	22
A2436C	117	22,44
A2436R	120	22
A2436W	120	22
A2436Z	108	22
A2448BL	139	22
A2448C	138	22,44
A2448R	139	22
A2448W	139	22
A2448Z	128	22
A2460BL	178	22
A2460C	177	22,44
A2460R	178	22
A2460W	178	22
A2460Z	156	22
A4-63-1824C	423	19
A4-63-1824E	497	19
A4-63-1824S	1476	19
A4-63-1824V	435	19
A4-63-1824VG	435	19
A4-63-1824Z	410	19
A4-63-1830C	429	19
A4-63-1830E	513	19
A4-63-1830S	1497	19
A4-63-1830V	461	19
A4-63-1830VG	461	19
A4-63-1830Z	420	19
A4-63-1836C	438	19
A4-63-1836E	529	19
A4-63-1836S	1509	19
A4-63-1836V	477	19
A4-63-1836VG	477	19
A4-63-1836Z	431	19
A4-63-1842C	508	19
A4-63-1842E	612	19
A4-63-1842S	1762	19
A4-63-1842V	546	19
A4-63-1842VG	546	19
A4-63-1842Z	482	19
A4-63-1848C	508	19
A4-63-1848E	612	19
A4-63-1848S	1762	19
A4-63-1848V	546	19
A4-63-1848VG	546	19
A4-63-1848Z	482	19
A4-63-1860C	581	19
A4-63-1860E	708	19
A4-63-1860S	2184	19
A4-63-1860V	647	19
A4-63-1860VG	647	19
A4-63-1860Z	546	19
A4-63-1872C	671	19
A4-63-1872E	801	19
A4-63-1872S	2555	19
A4-63-1872V	727	19
A4-63-1872VG	727	19
A4-63-1872Z	669	19
A4-63-2124C	475	19
A4-63-2124E	549	19
A4-63-2124S	1676	19
A4-63-2124V	482	19
A4-63-2124VG	482	19
A4-63-2124Z	440	19
A4-63-2130C	485	19
A4-63-2130E	560	19
A4-63-2130S	1692	19
A4-63-2130V	511	19
A4-63-2130VG	511	19
A4-63-2130Z	452	19
A4-63-2136C	501	19
A4-63-2136E	587	19
A4-63-2136S	1703	19
A4-63-2136V	519	19
A4-63-2136VG	519	19
A4-63-2136Z	469	19
A4-63-2142C	565	19
A4-63-2142E	666	19
A4-63-2142S	1934	19
A4-63-2142V	595	19
A4-63-2142VG	595	19
A4-63-2142Z	519	19
A4-63-2148C	565	19
A4-63-2148E	666	19
A4-63-2148S	1934	19
A4-63-2148V	595	19
A4-63-2148VG	595	19
A4-63-2148Z	519	19
A4-63-2160C	651	19
A4-63-2160E	760	19
A4-63-2160S	2511	19
A4-63-2160V	695	19
A4-63-2160VG	695	19
A4-63-2160Z	615	19
A4-63-2172C	755	19
A4-63-2172E	909	19
A4-63-2172S	2934	19
A4-63-2172V	820	19
A4-63-2172VG	820	19
A4-63-2172Z	722	19
A4-63-2424C	497	19
A4-63-2424E	595	19
A4-63-2424S	1792	19
A4-63-2424V	515	19
A4-63-2424VG	515	19
A4-63-2424Z	469	19
A4-63-2430C	513	19
A4-63-2430E	604	19
A4-63-2430S	1804	19
A4-63-2430V	541	19
A4-63-2430VG	541	19
A4-63-2430Z	477	19
A4-63-2436C	523	19
A4-63-2436E	615	19
A4-63-2436S	1826	19
A4-63-2436V	552	19
A4-63-2436VG	552	19
A4-63-2436Z	495	19
A4-63-2442C	608	19
A4-63-2442E	731	19
A4-63-2442S	2168	19
A4-63-2442V	647	19
A4-63-2442VG	647	19
A4-63-2442Z	573	19
A4-63-2448C	608	19
A4-63-2448E	731	19
A4-63-2448S	2168	19
A4-63-2448V	647	19
A4-63-2448VG	647	19
A4-63-2448Z	573	19
A4-63-2460C	708	19
A4-63-2460E	847	19
A4-63-2460S	2601	19
A4-63-2460V	769	19
A4-63-2460VG	769	19
A4-63-2460Z	678	19
A4-63-2472C	818	19
A4-63-2472E	974	19
A4-63-2472S	3192	19
A4-63-2472V	880	19
A4-63-2472VG	880	19
A4-63-2472Z	757	19
A4-74-1824C	429	19
A4-74-1824E	503	19
A4-74-1824S	1500	19
A4-74-1824V	440	19
A4-74-1824VG	440	19
A4-74-1824Z	414	19
A4-74-1830C	433	19
A4-74-1830E	519	19
A4-74-1830S	1522	19
A4-74-1830V	469	19
A4-74-1830VG	469	19
A4-74-1830Z	425	19
A4-74-1836C	444	19
A4-74-1836E	537	19
A4-74-1836S	1531	19
A4-74-1836V	482	19
A4-74-1836VG	482	19
A4-74-1836Z	437	19
A4-74-1842C	513	19
A4-74-1842E	620	19
A4-74-1842S	1785	19
A4-74-1842V	552	19
A4-74-1842VG	552	19
A4-74-1842Z	485	19
A4-74-1848C	513	19
A4-74-1848E	620	19
A4-74-1848S	1785	19
A4-74-1848V	552	19
A4-74-1848VG	552	19
A4-74-1848Z	485	19
A4-74-1860C	587	19
A4-74-1860E	716	19
A4-74-1860S	2209	19
A4-74-1860V	653	19
A4-74-1860VG	653	19
A4-74-1860Z	553	19
A4-74-1872C	675	19
A4-74-1872E	812	19
A4-74-1872S	2577	19
A4-74-1872V	731	19
A4-74-1872VG	731	19
A4-74-1872Z	641	19
A4-74-2124C	480	19
A4-74-2124E	558	19
A4-74-2124S	1701	19
A4-74-2124V	489	19
A4-74-2124VG	489	19
A4-74-2124Z	444	19
A4-74-2130C	492	19
A4-74-2130E	568	19
A4-74-2130S	1716	19
A4-74-2130V	515	19
A4-74-2130VG	515	19
A4-74-2130Z	454	19
A4-74-2136C	508	19
A4-74-2136E	595	19
A4-74-2136S	1727	19
A4-74-2136V	525	19
A4-74-2136VG	525	19
A4-74-2136Z	471	19
A4-74-2142C	571	19
A4-74-2142E	673	19
A4-74-2142S	1960	19
A4-74-2142V	599	19
A4-74-2142VG	599	19
A4-74-2142Z	523	19
A4-74-2148C	571	19
A4-74-2148E	673	19
A4-74-2148S	1960	19
A4-74-2148V	599	19
A4-74-2148VG	599	19
A4-74-2148Z	523	19
A4-74-2160C	655	19
A4-74-2160E	769	19
A4-74-2160S	2535	19
A4-74-2160V	700	19
A4-74-2160VG	700	19
A4-74-2160Z	618	19
A4-74-2172C	760	19
A4-74-2172E	916	19
A4-74-2172S	2958	19
A4-74-2172V	827	19
A4-74-2172VG	827	19
A4-74-2172Z	724	19
A4-74-2424C	501	19
A4-74-2424E	599	19
A4-74-2424S	1815	19
A4-74-2424V	519	19
A4-74-2424VG	519	19
A4-74-2424Z	471	19
A4-74-2430C	517	19
A4-74-2430E	610	19
A4-74-2430S	1828	19
A4-74-2430V	546	19
A4-74-2430VG	546	19
A4-74-2430Z	480	19
A4-74-2436C	529	19
A4-74-2436E	620	19
A4-74-2436S	1848	19
A4-74-2436V	558	19
A4-74-2436VG	558	19
A4-74-2436Z	497	19
A4-74-2442C	612	19
A4-74-2442E	737	19
A4-74-2442S	2191	19
A4-74-2442V	653	19
A4-74-2442VG	653	19
A4-74-2442Z	575	19
A4-74-2448C	612	19
A4-74-2448E	737	19
A4-74-2448S	2191	19
A4-74-2448V	653	19
A4-74-2448VG	653	19
A4-74-2448Z	575	19
A4-74-2460C	714	19
A4-74-2460E	854	19
A4-74-2460S	2625	19
A4-74-2460V	773	19
A4-74-2460VG	773	19
A4-74-2460Z	682	19
A4-74-2472C	823	19
A4-74-2472E	980	19
A4-74-2472S	3217	19
A4-74-2472V	885	19
A4-74-2472VG	885	19
A4-74-2472Z	760	19
A5-74-1824C	517	21
A5-74-1824E	612	21

ALPHANUMERIC PRICE INDEX

Part Number	List Price	Page No.
A5-74-1824S	1828	21
A5-74-1824V	534	21
A5-74-1824VG	534	21
A5-74-1824Z	499	21
A5-74-1830C	524	21
A5-74-1830E	632	21
A5-74-1830S	1854	21
A5-74-1830V	567	21
A5-74-1830VG	567	21
A5-74-1830Z	513	21
A5-74-1836C	538	21
A5-74-1836E	653	21
A5-74-1836S	1867	21
A5-74-1836V	587	21
A5-74-1836VG	587	21
A5-74-1836Z	525	21
A5-74-1842C	624	21
A5-74-1842E	757	21
A5-74-1842S	2184	21
A5-74-1842V	672	21
A5-74-1842VG	672	21
A5-74-1842Z	592	21
A5-74-1848C	624	21
A5-74-1848E	757	21
A5-74-1848S	2184	21
A5-74-1848V	672	21
A5-74-1848VG	672	21
A5-74-1848Z	592	21
A5-74-1860C	716	21
A5-74-1860E	877	21
A5-74-1860S	2713	
A5-74-1860V	797	21
A5-74-1860VG	797	21
A5-74-1860Z	671	21
A5-74-1872C	829	21
A5-74-1872E	995	21
A5-74-1872S	3174	21
A5-74-1872V	897	21
A5-74-1872VG	897	21
A5-74-1872Z	822	21
A5-74-2124C	583	21
A5-74-2124E	678	21
A5-74-2124S	2080	21
A5-74-2124V	596	21
A5-74-2124VG	596	21
A5-74-2124Z	539	21
A5-74-2130C	597	21
A5-74-2130E	692	21
A5-74-2130S	2099	21
A5-74-2130V	629	21
A5-74-2130VG	629	21
A5-74-2130Z	552	21
A5-74-2136C	616	21
A5-74-2136E	726	21
A5-74-2136S	2111	21
A5-74-2136V	641	21
A5-74-2136VG	641	21
A5-74-2136Z	572	21
A5-74-2142C	696	21
A5-74-2142E	823	21
A5-74-2142S	2402	21
A5-74-2142V	733	21
A5-74-2142VG	733	21
A5-74-2142Z	638	21
A5-74-2148C	696	21
A5-74-2148E	823	21
A5-74-2148S	2402	21
A5-74-2148V	733	21
A5-74-2148VG	733	21
A5-74-2148Z	638	21
A5-74-2160C	800	21
A5-74-2160E	943	21
A5-74-2160S	3122	21
A5-74-2160V	859	21
A5-74-2160VG	859	21
A5-74-2160Z	756	21
A5-74-2172C	932	21
A5-74-2172E	1128	21
A5-74-2172S	3649	21
A5-74-2172V	1017	21
A5-74-2172VG	1017	21
A5-74-2172Z	888	21
A5-74-2424C	610	21
A5-74-2424E	732	21
A5-74-2424S	2223	21
A5-74-2424V	635	21
A5-74-2424VG	635	21
A5-74-2424Z	572	21
A5-74-2430C	630	21
A5-74-2430E	747	21
A5-74-2430S	2238	21
A5-74-2430V	669	21
A5-74-2430VG	669	21
A5-74-2430Z	584	21
A5-74-2436C	642	21
A5-74-2436E	759	21
A5-74-2436S	2262	21
A5-74-2436V	682	21
A5-74-2436VG	682	21
A5-74-2436Z	604	21
A5-74-2442C	749	21
A5-74-2442E	905	21
A5-74-2442S	2692	21
A5-74-2442V	799	21
A5-74-2442VG	799	21
A5-74-2442Z	703	21
A5-74-2448C	749	21
A5-74-2448E	905	21
A5-74-2448S	2692	21
A5-74-2448V	799	21
A5-74-2448VG	799	21
A5-74-2448Z	703	21
A5-74-2460C	875	21
A5-74-2460E	1049	21
A5-74-2460S	3233	21
A5-74-2460V	952	21
A5-74-2460VG	952	21
A5-74-2460Z	835	21
A5-74-2472C	1013	21
A5-74-2472E	1208	21
A5-74-2472S	3972	21
A5-74-2472V	1090	21
A5-74-2472VG	1090	21
A5-74-2472Z	934	21
A5-86-1824C	534	21
A5-86-1824E	627	21
A5-86-1824S	1854	21
A5-86-1824V	549	21
A5-86-1824VG	549	21
A5-86-1824Z	513	21
A5-86-1830C	540	21
A5-86-1830E	644	21
A5-86-1830S	1880	21
A5-86-1830V	582	21
A5-86-1830VG	582	21
A5-86-1830Z	525	21
A5-86-1836C	553	21
A5-86-1836E	666	21
A5-86-1836S	1894	21
A5-86-1836V	602	21
A5-86-1836VG	602	21
A5-86-1836Z	539	21
A5-86-1842C	639	21
A5-86-1842E	771	21
A5-86-1842S	2211	21
A5-86-1842V	688	21
A5-86-1842VG	688	21
A5-86-1842Z	604	21
A5-86-1848C	639	21
A5-86-1848E	771	21
A5-86-1848S	2211	21
A5-86-1848V	688	21
A5-86-1848VG	688	21
A5-86-1848Z	604	21
A5-86-1860C	731	21
A5-86-1860E	889	21
A5-86-1860S	2738	21
A5-86-1860V	814	21
A5-86-1860VG	814	21
A5-86-1860Z	684	21
A5-86-1872C	844	21
A5-86-1872E	1010	21
A5-86-1872S	3200	21
A5-86-1872V	912	21
A5-86-1872VG	912	21
A5-86-1872Z	835	21
A5-86-2124C	599	21
A5-86-2124E	692	21
A5-86-2124S	2104	21
A5-86-2124V	611	21
A5-86-2124VG	611	21
A5-86-2124Z	552	21
A5-86-2130C	612	21
A5-86-2130E	704	21
A5-86-2130S	2125	21
A5-86-2130V	643	21
A5-86-2130VG	643	21
A5-86-2130Z	565	21
A5-86-2136C	632	21
A5-86-2136E	738	21
A5-86-2136S	2137	21
A5-86-2136V	658	21
A5-86-2136VG	658	21
A5-86-2136Z	584	21
A5-86-2142C	711	21
A5-86-2142E	837	21
A5-86-2142S	2428	21
A5-86-2142V	751	21
A5-86-2142VG	751	21
A5-86-2142Z	652	21
A5-86-2148C	711	21
A5-86-2148E	837	21
A5-86-2148S	2428	21
A5-86-2148V	751	21
A5-86-2148VG	751	21
A5-86-2148Z	652	21
A5-86-2160C	817	21
A5-86-2160E	955	21
A5-86-2160S	3146	21
A5-86-2160V	876	21
A5-86-2160VG	876	21
A5-86-2160Z	770	21
A5-86-2172C	949	21
A5-86-2172E	1140	21
A5-86-2172S	3675	21
A5-86-2172V	1034	21
A5-86-2172VG	1034	21
A5-86-2172Z	901	21
A5-86-2424C	627	21
A5-86-2424E	747	21
A5-86-2424S	2249	21
A5-86-2424V	652	21
A5-86-2424VG	652	21
A5-86-2424Z	584	21
A5-86-2430C	644	21
A5-86-2430E	759	21
A5-86-2430S	2262	21
A5-86-2430V	684	21
A5-86-2430VG	684	21
A5-86-2430Z	598	21
A5-86-2436C	659	21
A5-86-2436E	772	21
A5-86-2436S	2288	21
A5-86-2436V	697	21
A5-86-2436VG	697	21
A5-86-2436Z	618	21
A5-86-2442C	765	21
A5-86-2442E	918	21
A5-86-2442S	2718	21
A5-86-2442V	816	21
A5-86-2442VG	816	21
A5-86-2442Z	717	21
A5-86-2448C	765	21
A5-86-2448E	918	21
A5-86-2448S	2718	21
A5-86-2448V	816	21
A5-86-2448VG	816	21
A5-86-2448Z	717	21
A5-86-2460C	889	21
A5-86-2460E	1063	21
A5-86-2460S	3260	21
A5-86-2460V	969	21
A5-86-2460VG	969	21
A5-86-2460Z	851	21
A5-86-2472C	1028	21
A5-86-2472E	1223	21
A5-86-2472S	3999	21
A5-86-2472V	1106	21
A5-86-2472VG	1106	21
A5-86-2472Z	948	21
AC2436T-1C-1W	1039	136
AC2436T-1H-1W	1039	136
AC2436T-2C	1039	136
AC2436T-2H	1039	136
AC2436T-2W	1039	136
AC2448T-1C-1W	1216	136
AC2448T-1H-1W	1216	136
AC2448T-2C	1216	136
AC2448T-2H	1216	136
AC2448T-2W	1216	136
AC2460T-1C-1W	1372	136
AC2460T-1H-1W	1372	136
AC2460T-2C	1372	136
AC2460T-2H	1372	136
AC2460T-2W	1372	136
AC2472T-1C-1W	1494	136
AC2472T-1H-1W	1494	136
AC2472T-2C	1494	136
AC2472T-2H	1494	136
AC2472T-2W	1494	136
AC3036T-1C-1W	1134	136
AC3036T-1H-1W	1134	136
AC3036T-2C	1134	136
AC3036T-2H	1134	136
AC3036T-2W	1134	136
AC3048T-1C-1W	1343	136

100 Industrial Boulevard, Clayton, DE 19938-8903 U.S.A.
Phone: 302-653-3000. Fax: 302-653-2065
http://www.eaglemhc.com

EAGLE MHC Division
Material Handling, Healthcare & Cleanroom Equipment

Part Number	List Price	Page No.
AC3048T-1H-1W	1343	136
AC3048T-2C	1343	136
AC3048T-2H	1343	136
AC3048T-2W	1343	136
AC3060T-1C-1W	1523	136
AC3060T-1H-1W	1523	136
AC3060T-2C	1523	136
AC3060T-2H	1523	136
AC3060T-2W	1523	136
AC3072T-1C-1W	1659	136
AC3072T-1H-1W	1659	136
AC3072T-2C	1659	136
AC3072T-2H	1659	136
AC3072T-2W	1659	136
AC3636T-1C-1W	1428	136
AC3636T-1H-1W	1428	136
AC3636T-2C	1428	136
AC3636T-2H	1428	136
AC3636T-2W	1428	136
AC3648T-1C-1W	1632	136
AC3648T-1H-1W	1632	136
AC3648T-2C	1632	136
AC3648T-2H	1632	136
AC3648T-2W	1632	136
AC3660T-1C-1W	1787	136
AC3660T-1H-1W	1787	136
AC3660T-2C	1787	136
AC3660T-2H	1787	136
AC3660T-2W	1787	136
AC3672T-1C-1W	1987	136
AC3672T-1H-1W	1987	136
AC3672T-2C	1987	136
AC3672T-2H	1987	136
AC3672T-2W	1987	136
ADD-A-CLAMP	10	16,23
ADD-A-CLAMP-BL	15	16,23
AEP2436T-1C-1W	1991	137
AEP2436T-1H-1W	1991	137
AEP2436T-2C	1991	137
AEP2436T-2H	1991	137
AEP2436T-2W	1991	137
AEP2448T-1C-1W	2387	137
AEP2448T-1H-1W	2387	137
AEP2448T-2C	2387	137
AEP2448T-2H	2387	137
AEP2448T-2W	2387	137
AEP2460T-1C-1W	2901	137
AEP2460T-1H-1W	2901	137
AEP2460T-2C	2901	137
AEP2460T-2H	2901	137
AEP2460T-2W	2901	137
AEP2472T-1C-1W	3265	137
AEP2472T-1H-1W	3265	137
AEP2472T-2C	3265	137
AEP2472T-2H	3265	137
AEP2472T-2W	3265	137
AEP3036T-1C-1W	2573	137
AEP3036T-1H-1W	2573	137
AEP3036T-2C	2573	137
AEP3036T-2H	2573	137
AEP3036T-2W	2573	137
AEP3048T-1C-1W	2990	137
AEP3048T-1H-1W	2990	137
AEP3048T-2C	2990	137
AEP3048T-2H	2990	137
AEP3048T-2W	2990	137
AEP3060T-1C-1W	3315	137
AEP3060T-1H-1W	3315	137
AEP3060T-2C	3315	137
AEP3060T-2H	3315	137
AEP3060T-2W	3315	137
AEP3072T-1C-1W	3770	137
AEP3072T-1H-1W	3770	137
AEP3072T-2C	3770	137
AEP3072T-2H	3770	137
AEP3072T-2W	3770	137
AEP3636T-1C-1W	2868	137
AEP3636T-1H-1W	2868	137
AEP3636T-2C	2868	137
AEP3636T-2H	2868	137
AEP3636T-2W	2868	137
AEP3648T-1C-1W	3380	137
AEP3648T-1H-1W	3380	137
AEP3648T-2C	3380	137
AEP3648T-2H	3380	137
AEP3648T-2W	3380	137
AEP3660T-1C-1W	3908	137
AEP3660T-1H-1W	3908	137
AEP3660T-2C	3908	137
AEP3660T-2H	3908	137
AEP3660T-2W	3908	137
AEP3672T-1C-1W	4382	137
AEP3672T-1H-1W	4382	137
AEP3672T-2C	4382	137
AEP3672T-2H	4382	137
AEP3672T-2W	4382	137
AP2436T-1C-1W	1965	137
AP2436T-1H-1W	1965	137
AP2436T-2C	1965	137
AP2436T-2H	1965	137
AP2436T-2W	1965	137
AP2448T-1C-1W	2212	137
AP2448T-1H-1W	2212	137
AP2448T-2C	2212	137
AP2448T-2H	2212	137
AP2448T-2W	2212	137
AP2460T-1C-1W	2499	137
AP2460T-1H-1W	2499	137
AP2460T-2C	2499	137
AP2460T-2H	2499	137
AP2460T-2W	2499	137
AP2472T-1C-1W	2788	137
AP2472T-1H-1W	2788	137
AP2472T-2C	2788	137
AP2472T-2H	2788	137
AP2472T-2W	2788	137
AP3036T-1C-1W	2184	137
AP3036T-1H-1W	2184	137
AP3036T-2C	2184	137
AP3036T-2H	2184	137
AP3036T-2W	2184	137
AP3048T-1C-1W	2482	137
AP3048T-1H-1W	2482	137
AP3048T-2C	2482	137
AP3048T-2H	2482	137
AP3048T-2W	2482	137
AP3060T-1C-1W	2787	137
AP3060T-1H-1W	2787	137
AP3060T-2C	2787	137
AP3060T-2H	2787	137
AP3060T-2W	2787	137
AP3072T-1C-1W	3178	137
AP3072T-1H-1W	3178	137
AP3072T-2C	3178	137
AP3072T-2H	3178	137
AP3072T-2W	3178	137
AP3636T-1C-1W	2470	137
AP3636T-1H-1W	2470	137
AP3636T-2C	2470	137
AP3636T-2H	2470	137
AP3636T-2W	2470	137
AP3648T-1C-1W	2900	137
AP3648T-1H-1W	2900	137
AP3648T-2C	2900	137
AP3648T-2H	2900	137
AP3648T-2W	2900	137
AP3660T-1C-1W	3276	137
AP3660T-1H-1W	3276	137
AP3660T-2C	3276	137
AP3660T-2H	3276	137
AP3660T-2W	3276	137
AP3672T-1C-1W	3490	137
AP3672T-1H-1W	3490	137
AP3672T-2C	3490	137
AP3672T-2H	3490	137
AP3672T-2W	3490	137
APEP2436T-1C-1W	2414	137
APEP2436T-1H-1W	2414	137
APEP2436T-2C	2414	137
APEP2436T-2H	2414	137
APEP2436T-2W	2414	137
APEP2448T-1C-1W	2814	137
APEP2448T-1H-1W	2814	137
APEP2448T-2C	2814	137
APEP2448T-2H	2814	137
APEP2448T-2W	2814	137
APEP2460T-1C-1W	3327	137
APEP2460T-1H-1W	3327	137
APEP2460T-2C	3327	137
APEP2460T-2H	3327	137
APEP2460T-2W	3327	137
APEP2472T-1C-1W	3685	137
APEP2472T-1H-1W	3685	137
APEP2472T-2C	3685	137
APEP2472T-2H	3685	137
APEP2472T-2W	3685	137
APEP3036T-1C-1W	2999	137
APEP3036T-1H-1W	2999	137
APEP3036T-2C	2999	137
APEP3036T-2H	2999	137
APEP3036T-2W	2999	137
APEP3048T-1C-1W	3419	137
APEP3048T-1H-1W	3419	137
APEP3048T-2C	3419	137
APEP3048T-2H	3419	137
APEP3048T-2W	3419	137
APEP3060T-1C-1W	3743	137
APEP3060T-1H-1W	3743	137
APEP3060T-2C	3743	137
APEP3060T-2H	3743	137
APEP3060T-2W	3743	137
APEP3072T-1C-1W	4206	137
APEP3072T-1H-1W	4206	137
APEP3072T-2C	4206	137
APEP3072T-2H	4206	137
APEP3072T-2W	4206	137
APEP3636T-1C-1W	3183	137
APEP3636T-1H-1W	3183	137
APEP3636T-2C	3183	137
APEP3636T-2H	3183	137
APEP3636T-2W	3183	137
APEP3648T-1C-1W	3749	137
APEP3648T-1H-1W	3749	137
APEP3648T-2C	3749	137
APEP3648T-2H	3749	137
APEP3648T-2W	3749	137
APEP3660T-1C-1W	4343	137
APEP3660T-1H-1W	4343	137
APEP3660T-2C	4343	137
APEP3660T-2H	4343	137
APEP3660T-2W	4343	137
APEP3672T-1C-1W	4820	137
APEP3672T-1H-1W	4820	137
APEP3672T-2C	4820	137
APEP3672T-2H	4820	137
APEP3672T-2W	4820	137
AS2436T-1C-1W	1565	136
AS2436T-1H-1W	1565	136
AS2436T-2C	1565	136
AS2436T-2H	1565	136
AS2436T-2W	1565	136
AS2448T-1C-1W	1806	136
AS2448T-1H-1W	1806	136
AS2448T-2C	1806	136
AS2448T-2H	1806	136
AS2448T-2W	1806	136
AS2460T-1C-1W	2092	136
AS2460T-1H-1W	2092	136
AS2460T-2C	2092	136
AS2460T-2H	2092	136
AS2460T-2W	2092	136
AS2472T-1C-1W	2382	136
AS2472T-1H-1W	2382	136
AS2472T-2C	2382	136
AS2472T-2H	2382	136
AS2472T-2W	2382	136
AS3036T-1C-1W	1782	136
AS3036T-1H-1W	1782	136
AS3036T-2C	1782	136
AS3036T-2H	1782	136
AS3036T-2W	1782	136
AS3048T-1C-1W	2077	136
AS3048T-1H-1W	2077	136
AS3048T-2C	2077	136
AS3048T-2H	2077	136
AS3048T-2W	2077	136
AS3060T-1C-1W	2381	136
AS3060T-1H-1W	2381	136
AS3060T-2C	2381	136
AS3060T-2H	2381	136
AS3060T-2W	2381	136
AS3072T-1C-1W	2778	136
AS3072T-1H-1W	2778	136
AS3072T-2C	2778	136
AS3072T-2H	2778	136
AS3072T-2W	2778	136
AS3636T-1C-1W	2067	136
AS3636T-1H-1W	2067	136
AS3636T-2C	2067	136
AS3636T-2H	2067	136
AS3636T-2W	2067	136
AS3648T-1C-1W	2497	136
AS3648T-1H-1W	2497	136
AS3648T-2C	2497	136
AS3648T-2H	2497	136
AS3648T-2W	2497	136
AS3660T-1C-1W	2874	136
AS3660T-1H-1W	2874	136
AS3660T-2C	2874	136
AS3660T-2H	2874	136
AS3660T-2W	2874	136
AS3672T-1C-1W	3283	136
AS3672T-1H-1W	3283	136
AS3672T-2C	3283	136
AS3672T-2H	3283	136
AS3672T-2W	3283	136

ALPHANUMERIC PRICE INDEX

Part Number	List Price	Page No.
ASFT-12120-FG	7116	263
ASFT-12120-SG	12267	263
ASFT-1218-FG	2917	263
ASFT-1218-SG	4045	263
ASFT-1224-FG	3165	263
ASFT-1224-SG	4062	263
ASFT-1230-FG	3474	263
ASFT-1230-SG	4249	263
ASFT-1236-FG	3638	263
ASFT-1236-SG	4435	263
ASFT-1248-FG	4174	263
ASFT-1248-SG	5523	263
ASFT-1260-FG	4520	263
ASFT-1260-SG	6649	263
ASFT-1272-FG	5110	263
ASFT-1272-SG	7677	263
ASFT-1284-FG	5589	263
ASFT-1284-SG	9013	263
ASFT-1296-FG	6099	263
ASFT-1296-SG	9388	263
ASFT-15120-FG	7508	263
ASFT-15120-SG	12881	263
ASFT-1524-FG	3229	263
ASFT-1524-SG	3930	263
ASFT-1530-FG	3503	263
ASFT-1530-SG	4366	263
ASFT-1536-FG	3670	263
ASFT-1536-SG	5075	263
ASFT-1548-FG	4225	263
ASFT-1548-SG	6109	263
ASFT-1560-FG	4726	263
ASFT-1560-SG	6752	263
ASFT-1572-FG	5210	263
ASFT-1572-SG	8256	263
ASFT-1584-FG	5744	263
ASFT-1584-SG	9392	263
ASFT-1596-FG	6202	263
ASFT-1596-SG	10354	263
ASFT-18120-FG	8751	263
ASFT-18120-SG	13923	263
ASFT-1824-FG	3466	263
ASFT-1824-SG	4535	263
ASFT-1830-FG	3828	263
ASFT-1830-SG	4841	263
ASFT-1836-FG	4100	263
ASFT-1836-SG	5147	263
ASFT-1848-FG	4747	263
ASFT-1848-SG	6176	263
ASFT-1860-FG	5300	263
ASFT-1860-SG	7635	263
ASFT-1872-FG	5924	263
ASFT-1872-SG	8433	263
ASFT-1884-FG	6619	263
ASFT-1884-SG	10199	263
ASFT-1896-FG	7224	263
ASFT-1896-SG	10571	263
ASFT-24120-FG	9643	263
ASFT-24120-SG	14911	263
ASFT-2424-FG	3712	263
ASFT-2424-SG	5433	263
ASFT-2430-FG	4185	263
ASFT-2430-SG	6294	263
ASFT-2436-FG	4510	263
ASFT-2436-SG	6535	263
ASFT-2448-FG	5294	263
ASFT-2448-SG	7642	263
ASFT-2460-FG	6066	263
ASFT-2460-SG	8635	263
ASFT-2472-FG	6126	263
ASFT-2472-SG	10066	263
ASFT-2484-FG	7630	263
ASFT-2484-SG	11061	263
ASFT-2496-FG	8345	263
ASFT-2496-SG	12272	263
ASWTFT-1215-FGG	14639	265
ASWTFT-1215-SG	16043	265
ASWTFT-1218-FGG	14968	265
ASWTFT-1218-SG	16145	265
ASWTFT-1224-FGG	15228	265
ASWTFT-1224-SG	16167	265
ASWTFT-1230-FGG	15551	265
ASWTFT-1230-SG	16360	265
ASWTFT-1236-FGG	15723	265
ASWTFT-1236-SG	16556	265
ASWTFT-1248-FGG	16282	265
ASWTFT-1248-SG	17692	265
ASWTFT-1260-FGG	16644	265
ASWTFT-1260-SG	18870	265
ASWTFT-1272-FGG	17257	265
ASWTFT-1272-SG	19941	265
ASWTFT-1284-FGG	17763	265
ASWTFT-1284-SG	21340	265
ASWTFT-1296-FGG	18294	265
ASWTFT-1296-SG	21729	265
ASWTFT-1518-FGG	14933	265
ASWTFT-1518-SG	15294	265
ASWTFT-1524-FGG	15294	265
ASWTFT-1524-SG	16027	265
ASWTFT-1530-FGG	15582	265
ASWTFT-1530-SG	16482	265
ASWTFT-1536-FGG	15755	265
ASWTFT-1536-SG	17225	265
ASWTFT-1548-FGG	16338	265
ASWTFT-1548-SG	18303	265
ASWTFT-1560-FGG	16857	265
ASWTFT-1560-SG	18975	265
ASWTFT-1572-FGG	17367	265
ASWTFT-1572-SG	19941	265
ASWTFT-1584-FGG	17924	265
ASWTFT-1584-SG	21759	265
ASWTFT-1596-FGG	18403	265
ASWTFT-1596-SG	22741	265
ASWTFT-1824-FGG	15544	265
ASWTFT-1824-SG	16660	265
ASWTFT-1830-FGG	15919	265
ASWTFT-1830-SG	16977	265
ASWTFT-1836-FGG	16205	265
ASWTFT-1836-SG	17299	265
ASWTFT-1848-FGG	16883	265
ASWTFT-1848-SG	18375	265
ASWTFT-1860-FGG	17460	265
ASWTFT-1860-SG	19899	265
ASWTFT-1872-FGG	18111	265
ASWTFT-1872-SG	20732	265
ASWTFT-1884-FGG	18839	265
ASWTFT-1884-SG	22576	265
ASWTFT-1896-FGG	19469	265
ASWTFT-1896-SG	22968	265
ASWTFT-2424-FGG	15800	265
ASWTFT-2424-SG	17597	265
ASWTFT-2430-FGG	16295	265
ASWTFT-2430-SG	18496	265
ASWTFT-2436-FGG	16632	265
ASWTFT-2436-SG	18749	265
ASWTFT-2448-FGG	17453	265
ASWTFT-2448-SG	19904	265
ASWTFT-2460-FGG	18258	265
ASWTFT-2460-SG	20945	265
ASWTFT-2472-FGG	18322	265
ASWTFT-2472-SG	22438	265
ASWTFT-2484-FGG	19894	265
ASWTFT-2484-SG	23480	265
ASWTFT-2496-FGG	20641	265
ASWTFT-2496-SG	24744	265
B201023	13	54
BC18	808	159
BC18-1	838	159
BD1448C	2108	142
BD1448S	3143	142
BH-1	201	91
BH36C	42	179
BH48C	44	179
BH60C	47	179
BIC	5048	170
BIC-Z	5018	170
BPC36C	439	179
BPC48C	444	179
BPC60C	449	179
C1448-GRH	1659	127
C1448-WGRH	755	128
C1460-GRH	1728	127
C1460-WGRH	869	128
C1472-GRH	2073	127
C1472-WGRH	1057	128
C1848-WGRT	282	128
C1860-WGRT	302	128
C1872-WGRT	324	128
C2448-GR	701	127
C2448-GRT	482	127
C2448-WGR	538	128
C2460-GR	791	127
C2460-GRT	524	127
C2460-WGR	652	128
C2472-GR	900	127
C2472-GRT	592	127
C2472-WGR	749	128
C314-10-3-12	6796	250
C314-16-3-18	8941	250
C314-22-3-18	9698	250
C314-24-3-24	10481	250
CA4-SB	542	198,199, 205
CA6-SB	812	198,199, 205
CA8-SB	1084	198
CAH4-SB	718	198,199, 205
CAH6-SB	1078	198,199, 205
CAH8-SB	1439	198
CAHP4-SB	622	66,198, 199
CAHP6-SB	933	198,199
CAHP8-SB	1244	198
CAHW4-SB	772	66,134, 198,199
CAHW6-SB	1159	134,198, 199
CAHW8-SB	1544	198
CB24120SE	7545	201
CB24120SE-BS	7631	203
CB2436SE	4104	201
CB2436SE-BS	4314	203
CB2448SE	4590	201
CB2448SE-BS	4623	203
CB2460SE	4931	201
CB2460SE-BS	4980	203
CB2472SE	5288	201
CB2472SE-BS	5343	203
CB2484SE	6045	201
CB2484SE-BS	6103	203
CB2496SE	6532	201
CB2496SE-BS	6595	203
CB30120SE	7870	201
CB30120SE-BS	7955	203
CB3036SE	4285	201
CB3036SE-BS	4455	203
CB3048SE	4762	201
CB3048SE-BS	4792	203
CB3060SE	5140	201
CB3060SE-BS	5189	203
CB3072SE	5523	201
CB3072SE-BS	5574	203
CB3084SE	6212	201
CB3084SE-BS	6272	203
CB3096SE	6804	201
CB3096SE-BS	6867	203
CBH24120SE	8200	201
CBH24120SE-BS	8283	203
CBH2436SE	5029	201
CBH2436SE-BS	5066	203
CBH2448SE	5266	201
CBH2448SE-BS	5300	203
CBH2460SE	5615	201
CBH2460SE-BS	5654	203
CBH2472SE	5958	201
CBH2472SE-BS	6014	203
CBH2484SE	6704	201
CBH2484SE-BS	6769	203
CBH2496SE	7190	201
CBH2496SE-BS	7265	203
CBH30120SE	8519	201
CBH30120SE-BS	8603	203
CBH3036SE	5199	201
CBH3036SE-BS	5233	203
CBH3048SE	5437	201
CBH3048SE-BS	5469	203
CBH3060SE	5819	201
CBH3060SE-BS	5856	203
CBH3072SE	6198	201
CBH3072SE-BS	6243	203
CBH3084SE	6880	201
CBH3084SE-BS	6943	203
CBH3096SE	7463	201
CBH3096SE-BS	7981	203
CC-S-10	477	66,130, 215
CC-S-2	120	66,130, 215
CC-S-60	2675	66,130, 215
CC1836C-S	653	30
CC1836C-SB	667	30
CC1836C-SBP	768	30
CC1836C-SP	749	30
CC1836C-SR	697	30
CC1836C-SRP	786	30
CC1836Z-S	644	30
CC1836Z-SB	661	30
CC1836Z-SBP	757	30
CC1836Z-SP	741	30
CC1836Z-SR	678	30
CC1836Z-SRP	759	30
CC1848C-S	714	30
CC1848C-SB	752	30
CC1848C-SBP	847	30

100 Industrial Boulevard, Clayton, DE 19938-8903 U.S.A.
Phone: 302-653-3000. Fax: 302-653-2065
http://www.eaglemhc.com

EAGLE MHC Division
Material Handling, Healthcare & Cleanroom Equipment

Part Number	List Price	Page No.
CC1848C-SP	813	30
CC1848C-SR	772	30
CC1848C-SRP	859	30
CC1848Z-S	653	30
CC1848Z-SB	731	30
CC1848Z-SBP	829	30
CC1848Z-SP	749	30
CC1848Z-SR	737	30
CC1848Z-SRP	819	30
CC1860C-S	813	30
CC1860C-SB	829	30
CC1860C-SBP	926	30
CC1860C-SP	909	30
CC1860C-SR	845	30
CC1860C-SRP	929	30
CC1860Z-S	789	30
CC1860Z-SB	810	30
CC1860Z-SBP	906	30
CC1860Z-SP	883	30
CC1860Z-SR	811	30
CC1860Z-SRP	896	30
CC2136C-S	729	30
CC2136C-SB	747	30
CC2136C-SBP	841	30
CC2136C-SP	823	30
CC2136C-SR	769	30
CC2136C-SRP	854	30
CC2136Z-S	694	30
CC2136Z-SB	710	30
CC2136Z-SBP	810	30
CC2136Z-SP	789	30
CC2136Z-SR	716	30
CC2136Z-SRP	800	30
CC2148C-S	797	30
CC2148C-SB	815	30
CC2148C-SBP	912	30
CC2148C-SP	894	30
CC2148C-SR	837	30
CC2148C-SRP	920	30
CC2148Z-S	755	30
CC2148Z-SB	772	30
CC2148Z-SBP	869	30
CC2148Z-SP	853	30
CC2148Z-SR	776	30
CC2148Z-SRP	861	30
CC2160C-S	883	30
CC2160C-SB	906	30
CC2160C-SBP	1001	30
CC2160C-SP	984	30
CC2160C-SR	925	30
CC2160C-SRP	1006	30
CC2160Z-S	853	30
CC2160Z-SB	869	30
CC2160Z-SBP	968	30
CC2160Z-SP	947	30
CC2160Z-SR	877	30
CC2160Z-SRP	966	30
CC2436C-S	755	30
CC2436C-SB	772	30
CC2436C-SBP	869	30
CC2436C-SP	853	30
CC2436C-SR	790	30
CC2436C-SRP	875	30
CC2436Z-S	722	30
CC2436Z-SB	739	30
CC2436Z-SBP	835	30
CC2436Z-SP	818	30
CC2436Z-SR	748	30
CC2436Z-SRP	831	30
CC2448C-S	844	30
CC2448C-SB	862	30
CC2448C-SBP	959	30
CC2448C-SP	942	30
CC2448C-SR	882	30
CC2448C-SRP	971	30
CC2448Z-S	802	30
CC2448Z-SB	820	30
CC2448Z-SBP	878	30
CC2448Z-SP	899	30
CC2448Z-SR	827	30
CC2448Z-SRP	913	30
CC2460C-S	947	30
CC2460C-SB	968	30
CC2460C-SBP	1061	30
CC2460C-SP	1046	30
CC2460C-SR	988	30
CC2460C-SRP	1076	30
CC2460Z-S	922	30
CC2460Z-SB	937	30
CC2460Z-SBP	1034	30
CC2460Z-SP	1018	30
CC2460Z-SR	943	30
CC2460Z-SRP	1028	30
CF1824-C	126	55
CF1824-E	148	55
CF1824-S	323	55
CF1830-C	131	55
CF1830-E	156	55
CF1830-S	340	55
CF1836-C	132	55
CF1836-E	157	55
CF1836-S	353	55
CF1842-C	137	55
CF1842-E	160	55
CF1842-S	356	55
CF1848-C	138	55
CF1848-E	163	55
CF1848-S	361	55
CF1860-C	155	55
CF1860-E	184	55
CF1860-S	414	55
CF1872-C	175	55
CF1872-E	211	55
CF1872-S	455	55
CF2124-C	128	55
CF2124-E	152	55
CF2124-S	329	55
CF2130-C	132	55
CF2130-E	157	55
CF2130-S	340	55
CF2136-C	137	55
CF2136-E	160	55
CF2136-S	345	55
CF2142-C	141	55
CF2142-E	166	55
CF2142-S	361	55
CF2148-C	143	55
CF2148-E	167	55
CF2148-S	365	55
CF2160-C	165	55
CF2160-E	199	55
CF2160-S	429	55
CF2172-C	231	55
CF2172-E	280	55
CF2172-S	472	55
CF2424-C	132	55
CF2424-E	157	55
CF2424-S	340	55
CF2430-C	137	55
CF2430-E	160	55
CF2430-S	354	55
CF2436-C	141	55
CF2436-E	166	55
CF2436-S	361	55
CF2442-C	143	55
CF2442-E	167	55
CF2442-S	374	55
CF2448-C	144	55
CF2448-E	175	55
CF2448-S	378	55
CF2460-C	175	55
CF2460-E	211	55
CF2460-S	443	55
CF2472-C	241	55
CF2472-E	287	55
CF2472-S	483	55
CF3036-C	148	55
CF3036-E	180	55
CF3036-S	443	55
CF3048-C	154	55
CF3048-E	184	55
CF3048-S	455	55
CF3060-C	243	55
CF3060-E	222	55
CF3060-S	528	55
CF3072-C	257	55
CF3072-E	313	55
CF3072-S	581	55
CF3636-C	159	55
CF3636-E	195	55
CF3636-S	452	55
CF3648-C	165	55
CF3648-E	199	55
CF3648-S	471	55
CF3660-E	240	55
CF3660-S	538	55
CF3672-E	338	55
CF3672-S	597	55
CG-I-36	144	217
CG-I-48	171	217
CG-I-60	195	217
CG-I-72	214	217
CG-O-36	144	217
CG-O-48	171	217
CG-O-60	195	217
CG-O-72	214	217
CH24	48	36,129,161
CH24-S	105	129
CH28	10	52
CH28S	13	174
CH30	52	36,129,161
CH30-S	108	129
CH35	13	52
CH35S	17	174
CH36	55	36,129,161
CH36-S	112	129
CH42	56	36,129,161
CH42-S	116	129
CH48	58	36,129,161
CH48-S	120	129
CH54	61	36,129,161
CH54-S	134	129
CH58	15	52
CH58S	18	174
CH60	65	36,129,161
CH60-S	146	129
CH72	68	129
CH72-S	153	129
CLH-C	18	36,128,161
CLH-EP	27	128,161
CLH-S	25	128,161
CM108APR	1745	217
CM108PR	2430	217
CM120APR	1767	217
CM120PR	2565	217
CM132APR	1859	217
CM132PR	2600	217
CM144APR	1898	217
CM144PR	2966	217
CM36APR	1009	217
CM36PR	1287	217
CM48APR	1058	217
CM48PR	1345	217
CM60APR	1106	217
CM60PR	1435	217
CM72APR	1170	217
CM72PR	1520	217
CM84APR	1446	217
CM84PR	1849	217
CM96APR	1492	217
CM96PR	1930	217
COLLAR PLUG	9	47,91
CP14-BL	20	62
CP14-C	19	8
CP14-E	22	8
CP14-R	20	62
CP14-S	43	8
CP14-V	20	8
CP14-VG	20	8
CP14-W	20	62
CP14-Z	18	8
CP18-C	22	8
CP18-E	30	8
CP18-S	61	8
CP18-V	23	8
CP18-VG	23	8
CP18-Z	20	8
CP33-BL	25	62
CP33-C	23	8
CP33-E	31	8
CP33-EPS	88	129
CP33-R	25	62
CP33-S	71	8
CP33-V	25	8
CP33-VG	25	8
CP33-W	25	62
CP33-Z	22	8
CP54-BL	31	62
CP54-C	30	8
CP54-E	33	8
CP54-EPS	117	129
CP54-R	31	62
CP54-S	81	8
CP54-V	31	8
CP54-VG	31	8
CP54-W	31	62
CP54-Z	28	8
CP63-BL	33	62

ALPHANUMERIC PRICE INDEX

Part Number	List Price	Page No.
CP63-C	31	8
CP63-E	38	8
CP63-EPS	127	129
CP63-R	33	62
CP63-S	88	8
CP63-V	33	8
CP63-VG	33	8
CP63-W	33	62
CP63-Z	30	8
CP7-BL	18	62
CP7-C	17	8
CP7-E	20	8
CP7-R	18	62
CP7-S	41	8
CP7-V	18	8
CP7-VG	18	8
CP7-W	18	62
CP7-Z	15	8
CP74-BL	37	62
CP74-C	35	8
CP74-E	41	8
CP74-EPS	143	129
CP74-R	37	62
CP74-S	100	8
CP74-V	37	8
CP74-VG	37	8
CP74-W	37	62
CP74-Z	31	8
CP86-BL	42	62
CP86-C	42	8
CP86-E	47	8
CP86-EPS	156	129
CP86-R	42	62
CP86-S	114	8
CP86-V	43	8
CP86-VG	43	8
CP86-W	42	62
CP86-Z	39	8
CPB5-200	55	10
CPB5-250	67	10
CPB5P-300	60	10
CPB5P-500	126	10
CPB5S-300	197	10
CPB6-500	104	10
CPB6P-600	137	10,154
CPB6Z-800	113	10
CPB8P-700	154	10,154
CPB8Z-900	124	10
CPC48B	2426	158
CPC6024	2463	158
CPC6024D	3128	158
CPC6036	2299	158
CPC6036D	3005	158
CPC60B	2682	158
CPL6Z-800	228	10
CPL8Z-900	235	10
CPR5-200	55	10
CPR5-250	67	10
CPR5P-300	56	10
CPR5P-500	126	10
CPR6-500	94	10
CPR6P-600	137	10,154
CPR6Z-800	88	10
CPR8P-700	154	10,154
CPR8Z-900	98	10
CPS5-200	48	10
CPS5-250	62	10
CPS5P-300	55	10
CPS5P-500	109	10
CPS5S-300	181	10
CPS6-500	94	10
CPS6P-600	122	10,154
CPS6Z-800	95	10
CPS8P-700	137	10,154
CPS8Z-900	106	10
CPSB5-250	122	9,129
CPSS5-250	99	9,129
CR2D	228	91
CR4D	255	91
CRB0936	1334	131
CRB0936EP	1725	131
CRB0948	1401	131
CRB0948EP	1815	131
CRB0960	1497	131
CRB0960EP	2034	131
CRB0972	1627	131
CRB0972EP	2200	131
CRB1224	1424	131
CRB1224EP	1822	131
CRB1236	1424	131
CRB1236EP	1822	131
CRB1248	1496	131
CRB1248EP	1915	131
CRB1260	1563	131
CRB1260EP	2103	131
CRB1272	1697	131
CRB1272EP	2273	131
CRB1284	1767	131
CRB1284EP	2349	131
CRB1836	1920	131
CRB1836EP	2445	131
CRB1848	2023	131
CRB1848EP	2572	131
CRB1860	2141	131
CRB1860EP	2827	131
CRB1872	2315	131
CRB1872EP	3052	131
CRPT2424T-C	1892	132
CRPT2424T-C-BS	2176	133
CRPT2424T-H	1892	132
CRPT2424T-H-BS	2176	133
CRPT2424T-US	2365	132
CRPT2424T-US-BS	2718	133
CRPT2436T-C	2225	132
CRPT2436T-C-BS	2559	133
CRPT2436T-H	2225	132
CRPT2436T-H-BS	2559	133
CRPT2436T-US	2782	132
CRPT2436T-US-BS	3200	133
CRPT2448T-C	2602	132
CRPT2448T-C-BS	2992	133
CRPT2448T-H	2602	132
CRPT2448T-H-BS	2992	133
CRPT2448T-US	3253	132
CRPT2448T-US-BS	3741	133
CRPT2460T-C	2811	132
CRPT2460T-C-BS	3231	133
CRPT2460T-H	2811	132
CRPT2460T-H-BS	3231	133
CRPT2460T-US	3512	132
CRPT2460T-US-BS	4039	133
CRPT2472T-C	3599	132
CRPT2472T-C-BS	4139	133
CRPT2472T-H	3599	132
CRPT2472T-H-BS	4139	133
CRPT2472T-US	4500	132
CRPT2472T-US-BS	5175	133
CRPT2484T-C	3988	132
CRPT2484T-C-BS	4587	133
CRPT2484T-H	3988	132
CRPT2484T-H-BS	4587	133
CRPT2484T-US	4986	132
CRPT2484T-US-BS	5734	133
CRPT2496T-C	5187	132
CRPT2496T-C-BS	5965	133
CRPT2496T-H	5187	132
CRPT2496T-H-BS	5965	133
CRPT2496T-US	6485	132
CRPT2496T-US-BS	7456	133
CRPT3030T-C	1965	132
CRPT3030T-C-BS	2259	133
CRPT3030T-H	1965	132
CRPT3030T-H-BS	2259	133
CRPT3030T-US	2457	132
CRPT3030T-US-BS	2826	133
CRPT3036T-C	2315	132
CRPT3036T-C-BS	2662	133
CRPT3036T-H	2315	132
CRPT3036T-H-BS	2662	133
CRPT3036T-US	2895	132
CRPT3036T-US-BS	3329	133
CRPT3048T-C	2686	132
CRPT3048T-C-BS	3089	133
CRPT3048T-H	2686	132
CRPT3048T-H-BS	3089	133
CRPT3048T-US	3357	132
CRPT3048T-US-BS	3861	133
CRPT3060T-C	2903	132
CRPT3060T-C-BS	3339	133
CRPT3060T-H	2903	132
CRPT3060T-H-BS	3339	133
CRPT3060T-US	3630	132
CRPT3060T-US-BS	4174	133
CRPT3072T-C	3610	132
CRPT3072T-C-BS	4151	133
CRPT3072T-H	3610	132
CRPT3072T-H-BS	4151	133
CRPT3072T-US	4512	132
CRPT3072T-US-BS	5188	133
CRPT3084T-C	4304	132
CRPT3084T-C-BS	4949	133
CRPT3084T-H	4304	132
CRPT3084T-H-BS	4949	133
CRPT3084T-US	5381	132
CRPT3084T-US-BS	6188	133
CRPT3096T-C	5317	132
CRPT3096T-C-BS	6115	133
CRPT3096T-H	5317	132
CRPT3096T-H-BS	6115	133
CRPT3096T-US	6647	132
CRPT3096T-US-BS	7644	133
CRPT3636T-C	2430	132
CRPT3636T-C-BS	2795	133
CRPT3636T-H	2430	132
CRPT3636T-H-BS	2795	133
CRPT3636T-US	3039	132
CRPT3636T-US-BS	3496	133
CRPT3648T-C	2765	132
CRPT3648T-C-BS	3178	133
CRPT3648T-H	2765	132
CRPT3648T-H-BS	3178	133
CRPT3648T-US	3456	132
CRPT3648T-US-BS	3974	133
CRPT3660T-C	3212	132
CRPT3660T-C-BS	3695	133
CRPT3660T-H	3212	132
CRPT3660T-H-BS	3695	133
CRPT3660T-US	4015	132
CRPT3660T-US-BS	4617	133
CRPT3672T-C	3634	132
CRPT3672T-C-BS	4180	133
CRPT3672T-H	3634	132
CRPT3672T-H-BS	4180	133
CRPT3672T-US	4543	132
CRPT3672T-US-BS	5225	133
CRPT3684T-C	4341	132
CRPT3684T-C-BS	4991	133
CRPT3684T-H	4341	132
CRPT3684T-H-BS	4991	133
CRPT3684T-US	5425	132
CRPT3684T-US-BS	6239	133
CRPT3696T-C	5453	132
CRPT3696T-C-BS	6271	133
CRPT3696T-H	5453	132
CRPT3696T-H-BS	6271	133
CRPT3696T-US	6814	132
CRPT3696T-US-BS	7835	133
CRR24-C	151	45
CRT2424T-C	1659	132
CRT2424T-C-BS	1909	133
CRT2424T-H	1659	132
CRT2424T-H-BS	1909	133
CRT2424T-US	2073	132
CRT2424T-US-BS	2385	133
CRT2436T-C	1843	132
CRT2436T-C-BS	2119	133
CRT2436T-H	1843	132
CRT2436T-H-BS	2119	133
CRT2436T-US	2304	132
CRT2436T-US-BS	2649	133
CRT2448T-C	1926	132
CRT2448T-C-BS	2214	133
CRT2448T-H	1926	132
CRT2448T-H-BS	2214	133
CRT2448T-US	2406	132
CRT2448T-US-BS	2768	133
CRT2460T-C	2002	132
CRT2460T-C-BS	2302	133
CRT2460T-H	2002	132
CRT2460T-H-BS	2302	133
CRT2460T-US	2503	132
CRT2460T-US-BS	2880	133
CRT2472T-C	2276	132
CRT2472T-C-BS	2618	133
CRT2472T-H	2276	132
CRT2472T-H-BS	2618	133
CRT2472T-US	2844	132
CRT2472T-US-BS	3271	133
CRT2484T-C	2748	132
CRT2484T-C-BS	3160	133
CRT2484T-H	2748	132
CRT2484T-H-BS	3160	133
CRT2484T-US	3437	132
CRT2484T-US-BS	3952	133
CRT2496T-C	2937	132
CRT2496T-C-BS	3376	133
CRT2496T-H	2937	132
CRT2496T-H-BS	3376	133
CRT2496T-US	3670	132
CRT2496T-US-BS	4220	133
CRT3030T-C	1684	132
CRT3030T-C-BS	1937	133
CRT3030T-H	1684	132
CRT3030T-H-BS	1937	133
CRT3030T-US	2105	132
CRT3030T-US-BS	2422	133

100 Industrial Boulevard, Clayton, DE 19938-8903 U.S.A.
Phone: 302-653-3000. Fax: 302-653-2065
http://www.eaglemhc.com

EAGLE MHC Division
Material Handling, Healthcare & Cleanroom Equipment

Part Number	List Price	Page No.
CRT3036T-C	1872	132
CRT3036T-C-BS	2153	133
CRT3036T-H	1872	132
CRT3036T-H-BS	2153	133
CRT3036T-US	2340	132
CRT3036T-US-BS	2690	133
CRT3048T-C	1944	132
CRT3048T-C-BS	2237	133
CRT3048T-H	1944	132
CRT3048T-H-BS	2237	133
CRT3048T-US	2430	132
CRT3048T-US-BS	2795	133
CRT3060T-C	2218	132
CRT3060T-C-BS	2552	133
CRT3060T-H	2218	132
CRT3060T-H-BS	2552	133
CRT3060T-US	2774	132
CRT3060T-US-BS	3190	133
CRT3072T-C	2412	132
CRT3072T-C-BS	2774	133
CRT3072T-H	2412	132
CRT3072T-H-BS	2774	133
CRT3072T-US	3015	132
CRT3072T-US-BS	3468	133
CRT3084T-C	2858	132
CRT3084T-C-BS	3287	133
CRT3084T-H	2858	132
CRT3084T-H-BS	3287	133
CRT3084T-US	3573	132
CRT3084T-US-BS	4110	133
CRT3096T-C	3055	132
CRT3096T-C-BS	3513	133
CRT3096T-H	3055	132
CRT3096T-H-BS	3513	133
CRT3096T-US	3819	132
CRT3096T-US-BS	4391	133
CRT3636T-C	1940	132
CRT3636T-C-BS	2231	133
CRT3636T-H	1940	132
CRT3636T-H-BS	2231	133
CRT3636T-US	2425	132
CRT3636T-US-BS	2788	133
CRT3648T-C	2040	132
CRT3648T-C-BS	2345	133
CRT3648T-H	2040	132
CRT3648T-H-BS	2345	133
CRT3648T-US	2549	132
CRT3648T-US-BS	2931	133
CRT3660T-C	2583	132
CRT3660T-C-BS	2970	133
CRT3660T-H	2583	132
CRT3660T-H-BS	2970	133
CRT3660T-US	3230	132
CRT3660T-US-BS	3715	133
CRT3672T-C	2801	132
CRT3672T-C-BS	3222	133
CRT3672T-H	2801	132
CRT3672T-H-BS	3222	133
CRT3672T-US	3502	132
CRT3672T-US-BS	4027	133
CRT3684T-C	2989	132
CRT3684T-C-BS	3438	133
CRT3684T-H	2989	132
CRT3684T-H-BS	3438	133
CRT3684T-US	3737	132
CRT3684T-US-BS	4297	133
CRT3696T-C	3277	132
CRT3696T-C-BS	3769	133
CRT3696T-H	3277	132
CRT3696T-H-BS	3769	133
CRT3696T-US	4098	132
CRT3696T-US-BS	4712	133
CS1224-BL	83	61
CS1224-C	81	8
CS1224-R	83	61
CS1224-S	254	8
CS1224-W	83	61
CS1230-BL	87	61
CS1230-C	85	8
CS1230-R	87	61
CS1230-S	275	8
CS1230-W	87	61
CS1236-BL	90	61
CS1236-C	87	8
CS1236-R	90	61
CS1236-S	287	8
CS1236-W	90	61
CS1242-BL	100	61
CS1242-C	98	8
CS1242-R	100	61
CS1242-S	304	8
CS1242-W	100	61
CS1248-BL	104	61
CS1248-C	101	8
CS1248-R	104	61
CS1248-S	319	8
CS1248-W	104	61
CS1254-BL	113	61
CS1254-C	109	8
CS1254-R	113	61
CS1254-S	340	8
CS1254-W	113	61
CS1260-BL	122	61
CS1260-C	117	8
CS1260-R	122	61
CS1260-S	374	8
CS1260-W	122	61
CSB5-300	44	9
CSB5-CC	86	176
CSB5P-300	67	9
CSB5PS-300	211	9
CSB5S-200	200	9
CSB5WPS-300	191	9
CSC2430	1685	42
CSC2430E	2001	42
CSC2430S	3975	42
CSC2436	1873	42
CSC2436E	2223	42
CSC2436S	4414	42
CSC2448	2263	42
CSC2448E	2702	42
CSC2448S	5378	42
CSC2460	2435	42
CSC2460E	2906	42
CSC2460S	5568	42
CSC3030	2130	42
CSC3030E	2565	42
CSC3030S	4966	42
CSC3036	2368	42
CSC3036E	2853	42
CSC3036S	5518	42
CSC3048	2855	42
CSC3048E	3461	42
CSC3048S	6724	42
CSC3060	3070	42
CSC3060E	3727	42
CSC3060S	6959	42
CSI-1430	101	61
CSI-1436	106	61
CSI-1448	130	61
CSI-1460	181	61
CSI-1836	112	61
CSI-1848	132	61
CSI-1860	156	61
CSI-1872	178	61
CSI-2136	120	61
CSI-2148	138	61
CSI-2160	158	61
CSI-2172	181	61
CSI-2424	103	61
CSI-2430	117	61
CSI-2436	124	61
CSI-2448	144	61
CSI-2454	159	61
CSI-2460	182	61
CSI-2472	199	61
CSI-3060	286	61
CSI-3072	291	61
CSPB5-300	65	9
CSPB5P-300	73	9
CSR5-300	42	9
CSR5-CC	88	176
CSR5P-300	68	9
CSR5PS-300	176	9
CSR5S-200	176	9
CSRO5P-300	68	57
CSS4-125	30	9
CSS5-125	33	9
CSS5-300	38	9
CSS5-CC	77	176
CSS5P-300	61	9
CSS5PS-300	190	9
CSS5S-200	182	9
CSS5WPS-300	176	9
CTB1000-XL	25	173
CTB2000-XL	45	173
CTB3000-XL	73	173
CV-54-1836	197	31,155, 162
CV-54-1836-T	439	32,162
CV-54-1848	213	31,155, 162
CV-54-1848-T	446	32,162
CV-54-1860	219	31,162
CV-54-1860-T	460	32,162
CV-54-2148	245	31,162
CV-54-2148-T	489	32,162
CV-54-2160	259	31,162
CV-54-2160-T	542	32,162
CV-54-2424	281	31,162
CV-54-2424-T	470	32,162
CV-54-2436	218	31,162
CV-54-2436-T	476	32,162
CV-54-2448	240	31,162
CV-54-2448-T	501	32,162
CV-54-2460	314	31,162
CV-54-2460-T	552	32,162
CV-54-2472	318	31,162
CV-54-2472-T	616	32,162
CV-63-1836	202	31,155, 162
CV-63-1836-T	439	32,162
CV-63-1848	217	31,155, 162
CV-63-1848-T	446	32,162
CV-63-1860	222	31,162
CV-63-1860-T	492	32,162
CV-63-2148	267	31,162
CV-63-2148-T	518	32,162
CV-63-2160	281	31,162
CV-63-2160-T	575	32,162
CV-63-2424	338	31,162
CV-63-2424-T	470	32,162
CV-63-2436	228	31,162
CV-63-2436-T	476	32,162
CV-63-2448	278	31,157, 162
CV-63-2448-T	501	32,162
CV-63-2460	320	31,157, 162
CV-63-2460-T	552	32,162
CV-63-2472	342	31,162
CV-63-2472-T	629	32,162
CV-74-2148	309	31,162
CV-74-2148-T	546	32,162
CV-74-2160	320	31,162
CV-74-2160-T	604	32,162
CV-74-2436	266	31,162
CV-74-2436-T	582	32,162
CV-74-2448	302	31,162
CV-74-2448-T	518	32,162
CV-74-2460	366	31,162
CV-74-2460-T	671	32,162
CV-74-2472	375	31,162
CV-74-2472-T	692	32,162
CV-86-2436	331	31,162
CV-86-2436-T	614	32,162
CV-86-2448	356	31,162
CV-86-2448-T	644	32,162
CV-86-2460	423	31,162
CV-86-2460-T	706	32,162
CV-86-2472	444	31,162
CV-86-2472-T	727	32,162
CVC-54-1836	320	31,155, 162
CVC-54-1848	339	31,155, 162
CVC-54-1860	360	31,162
CVC-54-2148	372	31,162
CVC-54-2160	422	31,162
CVC-54-2424	380	31,162
CVC-54-2436	334	31,162
CVC-54-2448	390	31,162
CVC-54-2460	433	31,162
CVC-54-2472	444	31,162
CVC-63-1836	334	31,155, 162
CVC-63-1848	342	31,155, 162
CVC-63-1860	368	31,162
CVC-63-2148	389	31,162
CVC-63-2160	431	31,162
CVC-63-2424	394	31,162
CVC-63-2436	348	31,162
CVC-63-2448	411	31,157, 162
CVC-63-2460	444	31,157, 162
CVC-63-2472	453	31,162
CVC-74-1836	349	157
CVC-74-1848	359	157
CVC-74-1860	385	157
CVC-74-1872	406	157
CVC-74-2136	372	157
CVC-74-2148	391	31,157, 162

ALPHANUMERIC PRICE INDEX

Part Number	List Price	Page No.
CVC-74-2160	438	31,157, 162
CVC-74-2172	453	157
CVC-74-2436	356	31,157, 162
CVC-74-2448	414	31,157, 162
CVC-74-2460	448	31,157, 162
CVC-74-2472	456	31,157, 162
CVC-86-2436	394	31,162
CVC-86-2448	474	31,162
CVC-86-2460	500	31,162
CVC-86-2472	517	31,162
CZ-49-ETC	578	176
CZ-54-1836	180	31,155, 162
CZ-54-1836-T	400	32,162
CZ-54-1848	200	31,155, 162
CZ-54-1848-T	405	32,162
CZ-54-1860	208	31,162
CZ-54-1860-T	420	32,162
CZ-54-2148	232	31,162
CZ-54-2148-T	444	32,162
CZ-54-2160	242	31,162
CZ-54-2160-T	494	32,162
CZ-54-2424	424	31,162
CZ-54-2424-T	426	32,162
CZ-54-2436	206	31,162
CZ-54-2436-T	433	32,162
CZ-54-2448	222	31,162
CZ-54-2448-T	456	32,162
CZ-54-2460	298	31,162
CZ-54-2460-T	500	32,162
CZ-54-2472	309	31,162
CZ-54-2472-T	560	32,162
CZ-63-1836	190	31,155, 162
CZ-63-1836-ESD	565	176
CZ-63-1836-T	400	32,162
CZ-63-1848	201	31,155, 162
CZ-63-1848-ESD	633	176
CZ-63-1848-T	405	32,162
CZ-63-1860	211	31,162
CZ-63-1860-T	448	32,162
CZ-63-2148	256	31,162
CZ-63-2148-T	472	32,162
CZ-63-2160	267	31,162
CZ-63-2160-T	523	32,162
CZ-63-2424	439	31,162
CZ-63-2424-ESD	565	176
CZ-63-2424-T	426	32,162
CZ-63-2436	213	31,162
CZ-63-2436-ESD	590	176
CZ-63-2436-T	433	32,162
CZ-63-2448	262	31,154, 157,162
CZ-63-2448-ESD	686	176
CZ-63-2448-T	456	32,162
CZ-63-2460	311	31,154, 157,162
CZ-63-2460-ESD	740	176
CZ-63-2460-T	500	32,162
CZ-63-2472	331	31,162
CZ-63-2472-T	572	32,162
CZ-63-ETC	654	176
CZ-74-2148	292	31,162
CZ-74-2148-T	497	32,162
CZ-74-2160	314	31,162
CZ-74-2160-T	551	32,162
CZ-74-2436	259	31,162
CZ-74-2436-T	529	32,162
CZ-74-2448	284	31,162
CZ-74-2448-T	472	32,162
CZ-74-2460	352	31,162
CZ-74-2460-T	610	32,162
CZ-74-2472	360	31,162
CZ-74-2472-T	629	32,162
CZ-86-2436	323	31,162
CZ-86-2436-T	558	32,162
CZ-86-2448	344	31,162
CZ-86-2448-T	587	32,162
CZ-86-2460	411	31,162
CZ-86-2460-T	641	32,162
CZ-86-2472	431	31,162
CZ-86-2472-T	660	32,162
CZC-54-1836	311	31,155, 162
CZC-54-1848	320	31,155, 162
CZC-54-1860	348	31,162
CZC-54-2148	358	31,162
CZC-54-2160	411	31,162
CZC-54-2424	378	31,162
CZC-54-2436	316	31,162
CZC-54-2448	375	31,162
CZC-54-2460	420	31,162
CZC-54-2472	426	31,162
CZC-63-1836	316	31,155, 162
CZC-63-1848	331	31,155, 162
CZC-63-1860	354	31,162
CZC-63-2148	372	31,162
CZC-63-2160	416	31,162
CZC-63-2424	384	31,162
CZC-63-2436	334	31,162
CZC-63-2448	391	31,154, 157,162
CZC-63-2460	426	31,154, 157,162
CZC-63-2472	434	31,162
CZC-74-2148	378	31,162
CZC-74-2160	423	31,162
CZC-74-2436	341	31,162
CZC-74-2448	401	31,162
CZC-74-2460	433	31,162
CZC-74-2472	446	31,162
CZC-86-2436	370	31,162
CZC-86-2448	460	31,162
CZC-86-2460	500	31,162
CZC-86-2472	524	31,162
D1436BL	95	22
D1436C	94	22
D1436R	95	22
D1436W	95	22
D1436Z	86	22
D1448BL	106	22
D1448C	105	22
D1448R	106	22
D1448W	106	22
D1448Z	96	22
D1836BL	98	22
D1836C	96	22
D1836R	98	22
D1836W	98	22
D1836Z	95	22
D1848BL	115	22
D1848C	114	22
D1848R	115	22
D1848W	115	22
D1848Z	109	22
D2136BL	114	22
D2136C	113	22
D2136R	114	22
D2136W	114	22
D2136Z	105	22
D2148BL	132	22
D2148C	131	22
D2148R	132	22
D2148W	132	22
D2148Z	122	22
D2436BL	123	22
D2436C	122	22
D2436R	123	22
D2436W	123	22
D2436Z	112	22
D2448BL	143	22
D2448C	141	22
D2448R	143	22
D2448W	143	22
D2448Z	132	22
DB	154	91
DBH2436C	291	164,180
DBH2436Z	211	164,180
DBH2442C	295	164,180
DBH2442Z	289	164,180
DBH2448C	339	164,180
DBH2448Z	306	164,180
DBH2454C	343	164,180
DBH2454Z	314	164,180
DBH2460C	371	164,180
DBH2460Z	334	164,180
DBH3036C	318	164,180
DBH3036Z	286	164,180
DBH3042C	331	164,180
DBH3042Z	294	164,180
DBH3048C	374	164,180
DBH3048Z	334	164,180
DBH3054C	390	164,180
DBH3054Z	340	164,180
DBH3060C	439	164,180
DBH3060Z	368	164,180
DBHC2436C-4	1375	164,180
DBHC2436Z-4	1305	164,180
DBHC2442C-4	1395	164,180
DBHC2442Z-4	1395	164,180
DBHC2448C-4	1565	164,180
DBHC2448Z-4	1441	164,180
DBHC2454C-4	1588	164,180
DBHC2454Z-4	1469	164,180
DBHC2460C-4	1696	164,180
DBHC2460Z-4	1548	164,180
DBHC3036C-4	1487	164,180
DBHC3036Z-4	1369	164,180
DBHC3042C-4	1533	164,180
DBHC3042Z-4	1397	164,180
DBHC3048C-4	1713	164,180
DBHC3048Z-4	1547	164,180
DBHC3054C-4	1776	164,180
DBHC3054Z-4	1576	164,180
DBHC3060C-4	1973	164,180
DBHC3060Z-4	1684	164,180
DC16-S	28	168
DDFT-10	1767	59
DDFT-11	1920	59
DDFT-12	2077	59
DDFT-13	2227	59
DDFT-14	2383	59
DDFT-15	2537	59
DDFT-16	2689	59
DDFT-17	2845	59
DDFT-18	3001	59
DDFT-19	3154	59
DDFT-20	3308	59
DDFT-21	3461	59
DDFT-22	3554	59
DDFT-23	3597	59
DDFT-24	3744	59
DDFT-25	3891	59
DDFT-26	4038	59
DDFT-27	4185	59
DDFT-28	4332	59
DDFT-29	4481	59
DDFT-30	4626	59
DDFT-6	1149	59
DDFT-7	1304	59
DDFT-8	1456	59
DDFT-9	1611	59
DDSK-18	1372	59
DDSK-21	1411	59
DDSK-24	1463	59
DDSK-30	1604	59
DDSK-36	2042	59
DDSKATB-S	360	59
DF1836-A	426	40
DF1836-C	643	40
DF1842-A	448	40
DF1842-C	676	40
DF1848-A	463	40
DF1848-C	697	40
DF1860-A	509	40
DF1860-C	771	40
DF1872-A	592	40
DF1872-C	894	40
DF2136-A	459	40
DF2136-C	692	40
DF2142-A	475	40
DF2142-C	716	40
DF2148-A	497	40
DF2148-C	748	40
DF2160-A	534	40
DF2160-C	801	40
DF2172-A	560	40
DF2172-C	847	40
DF2436-A	451	40
DF2436-C	682	40
DF2442-A	473	40
DF2442-C	714	40
DF2448-A	492	40
DF2448-C	740	40
DF2460-A	534	40
DF2460-C	801	40
DF2472-A	625	40
DF2472-C	942	40
DL1035-XL	4	174
DL1050-XL	5	174
DL2035-XL	5	174
DL2060-XL	8	174
DL2080-XL	13	174
DL3030-XL	8	174
DL3060-XL	10	174
DL3080-XL	13	174

100 Industrial Boulevard, Clayton, DE 19938-8903 U.S.A.
Phone: 302-653-3000. Fax: 302-653-2065
http://www.eaglemhc.com

EAGLE MHC Division
Material Handling, Healthcare & Cleanroom Equipment

Part Number	List Price	Page No.
DL3120-XL	35	174
DOS10108-14/3	3273	210
DOS10108-16/3	2977	210
DOS10108-16/4	2499	210
DOS10120-14/3	3377	210
DOS10120-16/3	3073	210
DOS10120-16/4	2551	210
DOS10132-14/3	3627	210
DOS10132-16/3	3297	210
DOS10132-16/4	2718	210
DOS10144-14/3	3720	210
DOS10144-16/3	3381	210
DOS10144-16/4	2769	210
DOS1036-14/3	1888	210
DOS1036-16/3	1717	210
DOS1036-16/4	1532	210
DOS1048-14/3	1988	210
DOS1048-16/3	1805	210
DOS1048-16/4	1582	210
DOS1060-14/3	2168	210
DOS1060-16/3	1970	210
DOS1060-16/4	1700	210
DOS1072-14/3	2340	210
DOS1072-16/3	2129	210
DOS1072-16/4	1805	210
DOS1084-14/3	2509	210
DOS1084-16/3	2281	210
DOS1084-16/4	1911	210
DOS1096-14/3	3034	210
DOS1096-16/3	2757	210
DOS1096-16/4	2334	210
DOS12108-14/3	3322	210
DOS12108-16/3	3018	210
DOS12108-16/4	2692	210
DOS12120-14/3	3490	210
DOS12120-16/3	3170	210
DOS12120-16/4	2743	210
DOS12132-14/3	3877	210
DOS12132-16/3	3524	210
DOS12132-16/4	2944	210
DOS12144-14/3	3980	210
DOS12144-16/3	3620	210
DOS12144-16/4	2992	210
DOS1236-14/3	2092	210
DOS1236-16/3	1804	210
DOS1236-16/4	1622	210
DOS1248-14/3	2246	210
DOS1248-16/3	1941	210
DOS1248-16/4	1666	210
DOS1260-14/3	2417	210
DOS1260-16/3	2085	210
DOS1260-16/4	1798	210
DOS1272-14/3	2596	210
DOS1272-16/3	2233	210
DOS1272-16/4	1926	210
DOS1284-14/3	2788	210
DOS1284-16/3	2447	210
DOS1284-16/4	2046	210
DOS1296-14/3	3092	210
DOS1296-16/3	2898	210
DOS1296-16/4	2487	210
DP-10	1115	234
DP-20	2322	234
DP30	316	45
DP48	359	45
DR1824-C	323	37
DR1824-E	378	37
DR1830-C	343	37
DR1830-E	404	37
DR1836-C	366	37
DR1836-E	429	37
DR1836-S	932	37
DR1848-C	432	37
DR1848-E	513	37
DR1848-S	1244	37
DR1860-C	535	37
DR1860-E	567	37
DR2124-C	338	37
DR2124-E	401	37
DR2130-C	361	37
DR2130-E	429	37
DR2136-C	386	37
DR2136-E	454	37
DR2148-C	457	37
DR2148-E	537	37
DR2160-C	520	37
DR2160-E	588	37
DR2424-C	344	37
DR2424-E	409	37
DR2430-C	371	37
DR2430-E	431	37
DR2436-C	397	37
DR2436-E	467	37
DR2436-S	1071	37
DR2448-C	469	37
DR2448-E	551	37
DR2448-S	1362	37
DR2460-C	539	37
DR2460-E	619	37
DS1035-XL	3	174
DS1050-XL	4	174
DS1824-C	200	37
DS1824-E	254	37
DS1830-C	220	37
DS1830-E	267	37
DS1836-C	234	37
DS1836-E	285	37
DS1836-S	737	37
DS1848-C	273	37
DS1848-E	337	37
DS1848-S	896	37
DS1860-C	317	37
DS1860-E	378	37
DS1860-S	1054	37
DS2035-XL	4	174
DS2060-XL	6	174
DS2080-XL	8	174
DS2124-C	225	37
DS2124-E	276	37
DS2130-C	232	37
DS2130-E	287	37
DS2136-C	246	37
DS2136-E	302	37
DS2148-C	282	37
DS2148-E	344	37
DS2160-C	322	37
DS2160-E	409	37
DS2424-C	218	37
DS2424-E	266	37
DS2430-C	240	37
DS2430-E	287	37
DS2436-C	258	37
DS2436-E	311	37
DS2436-S	802	37
DS2448-C	291	37
DS2448-E	354	37
DS2448-S	971	37
DS2460-C	344	37
DS2460-E	416	37
DS2460-S	1165	37
DS3030-XL	5	174
DS3060-XL	6	174
DS3080-XL	8	174
DS3120-XL	28	174
DS4-CP74-2448C	1197	38
DS4-CP74-2448E	1218	38
DS4-CP74-2448Z	1058	38
DS4-P74-2448C	1059	38
DS4-P74-2448E	1084	38
DS4-P74-2448Z	925	38
DSI-1430	63	61
DSI-1436	68	61
DSI-1448	81	61
DSI-1460	84	61
DSI-1836	77	61
DSI-1848	88	61
DSI-1860	91	61
DSI-1872	96	61
DSI-2136	86	61
DSI-2148	91	61
DSI-2160	96	61
DSI-2172	100	61
DSI-2424	73	61
DSI-2430	82	61
DSI-2436	88	61
DSI-2448	103	61
DSI-2454	108	61
DSI-2460	114	61
DSI-2472	122	61
DSI-3060	127	61
DSI-3072	133	61
DSP-1024	329	98
DSP-1030	343	98
DSP-1036	362	98
DSP-1224	338	98
DSP-1230	356	98
DSP-1236	380	98
DSR-1024	496	98
DSR-1030	565	98
DSR-1036	641	98
DSR-1224	538	98
DSR-1230	541	98
DSR-1236	728	98
DSS-1024	385	98
DSS-1030	391	98
DSS-1036	411	98
DSS-1224	388	98
DSS-1230	410	98
DSS-1236	422	98
DT1836-CS	1240	35
DT1836-CSB	1248	35
DT1836-CSBP	1212	35
DT1836-CSP	1200	35
DT1836-ZS	1200	35
DT1836-ZSB	1212	35
DT1836-ZSBP	1177	35
DT1836-ZSP	1163	35
DT1848-CS	1345	35
DT1848-CSB	1356	35
DT1848-CSBP	1317	35
DT1848-CSP	1306	35
DT1848-ZS	1294	35
DT1848-ZSB	1304	35
DT1848-ZSBP	1268	35
DT1848-ZSP	1257	35
DT1860-CS	1465	35
DT1860-CSB	1474	35
DT1860-CSBP	1435	35
DT1860-CSP	1427	35
DT1860-ZS	1412	35
DT1860-ZSB	1424	35
DT1860-ZSBP	1384	35
DT1860-ZSP	1375	35
DT2136-CS	1332	35
DT2136-CSB	1345	35
DT2136-CSBP	1306	35
DT2136-CSP	1296	35
DT2136-ZS	1268	35
DT2136-ZSB	1275	35
DT2136-ZSBP	1244	35
DT2136-ZSP	1235	35
DT2148-CS	1431	35
DT2148-CSB	1444	35
DT2148-CSBP	1406	35
DT2148-CSP	1397	35
DT2148-ZS	1361	35
DT2148-ZSB	1372	35
DT2148-ZSBP	1335	35
DT2148-ZSP	1327	35
DT2160-CS	1555	35
DT2160-CSB	1566	35
DT2160-CSBP	1582	35
DT2160-CSP	1522	35
DT2160-ZS	1497	35
DT2160-ZSB	1509	35
DT2160-ZSBP	1471	35
DT2160-ZSP	1463	35
DT2436-CS	1351	35
DT2436-CSB	1361	35
DT2436-CSBP	1327	35
DT2436-CSP	1312	35
DT2436-ZS	1291	35
DT2436-ZSB	1303	35
DT2436-ZSBP	1267	35
DT2436-ZSP	1255	35
DT2448-CS	1482	35
DT2448-CSB	1489	35
DT2448-CSBP	1454	35
DT2448-CSP	1444	35
DT2448-ZS	1406	35
DT2448-ZSB	1419	35
DT2448-ZSBP	1381	35
DT2448-ZSP	1372	35
DT2460-CS	1619	35
DT2460-CSB	1629	35
DT2460-CSBP	1592	35
DT2460-CSP	1586	35
DT2460-ZS	1562	35
DT2460-ZSB	1575	35
DT2460-ZSBP	1534	35
DT2460-ZSP	1526	35
DTF1824-C	94	54
DTF1824-E	104	54
DTF1824-S	285	54
DTF1830-C	95	54
DTF1830-E	106	54
DTF1830-S	294	54
DTF1836-C	96	54
DTF1836-E	112	54
DTF1836-S	299	54
DTF1842-C	98	54
DTF1842-E	113	54
DTF1842-S	310	54
DTF1848-C	101	54
DTF1848-E	114	54
DTF1848-S	316	54

ALPHANUMERIC PRICE INDEX

Part Number	List Price	Page No.
DTF1860-C	114	54
DTF1860-E	133	54
DTF1860-S	362	54
DTF1872-C	128	54
DTF1872-E	151	54
DTF1872-S	402	54
DTF2124-C	96	54
DTF2124-E	109	54
DTF2124-S	289	54
DTF2130-C	98	54
DTF2130-E	112	54
DTF2130-S	294	54
DTF2136-C	101	54
DTF2136-E	114	54
DTF2136-S	298	54
DTF2142-C	104	54
DTF2142-E	124	54
DTF2142-S	318	54
DTF2148-C	105	54
DTF2148-E	126	54
DTF2148-S	322	54
DTF2160-C	127	54
DTF2160-E	148	54
DTF2160-S	374	54
DTF2172-C	165	54
DTF2172-E	196	54
DTF2172-S	411	54
DTF2424-C	96	54
DTF2424-E	112	54
DTF2424-S	291	54
DTF2430-C	98	54
DTF2430-E	113	54
DTF2430-S	298	54
DTF2436-C	103	54
DTF2436-E	122	54
DTF2436-S	313	54
DTF2442-C	104	54
DTF2442-E	124	54
DTF2442-S	319	54
DTF2448-C	106	54
DTF2448-E	128	54
DTF2448-S	323	54
DTF2460-C	128	54
DTF2460-E	151	54
DTF2460-S	378	54
DTF2472-C	165	54
DTF2472-E	196	54
DTF2472-S	572	54
DTF3036-C	117	54
DTF3036-E	138	54
DTF3036-S	382	54
DTF3048-C	127	54
DTF3048-E	148	54
DTF3048-S	402	54
DTF3060-C	138	54
DTF3060-E	160	54
DTF3060-S	463	54
DTF3072-C	177	54
DTF3072-E	212	54
DTF3072-S	509	54
DTF3636-C	137	54
DTF3636-E	157	54
DTF3636-S	397	54
DTF3648-C	144	54
DTF3648-E	165	54
DTF3648-S	409	54
DTF3660-C	158	54
DTF3660-E	181	54
DTF3660-S	470	54
DTF3672-C	199	54
DTF3672-E	231	54
DTF3672-S	517	54
DTSC2430	2025	43
DTSC2430E	3510	43
DTSC2430S	6534	43
DTSC2436	2249	43
DTSC2436E	3898	43
DTSC2436S	7261	43
DTSC2448	2668	43
DTSC2448E	4641	43
DTSC2448S	8617	43
DTSC2460	2868	43
DTSC2460E	5118	43
DTSC2460S	8845	43
DWB14-C	90	49,97
DWB14-S	217	49,97
DWB14-VG	91	49,97
DWB18-C	92	49,97
DWB18-S	230	49,97
DWB18-VG	94	49,97
DWB21-C	92	49,97
DWB21-S	235	49,97
DWB21-VG	94	49,97
DWB24-C	94	49,97
DWB24-S	245	49,97
DWB24-VG	96	49,97
E1854-C	87	48
E1854-S	195	48
E1863-C	91	48
E1863-S	208	48
E1874-C	100	48
E1874-S	245	48
E1886-C	181	48
E1886-S	253	48
E2454-C	103	48
E2454-S	234	48
E2463-C	109	48
E2463-S	257	48
E2474-C	114	48
E2474-S	281	48
E2486-C	201	48
E2486-S	296	48
EC2148C	846	150
EC2160C	947	150
EC2448C	913	150
EC2460C	1031	150
ECD2148C	2568	150
ECD2160C	2694	150
ECD2448C	2657	150
ECD2460C	2822	150
ECD72460C	3632	153
ECD7S2460C	3916	153
ECDS2148C	2808	151
ECDS2160C	2996	151
ECDS2448C	2862	151
ECDS2460C	3104	151
ECDT2160C	3300	152
ECDT2460C	3412	152
ECDTS2160C	3576	152
ECDTS2460C	3694	152
ECE2148C	3115	150
ECE2160C	3668	150
ECE2448C	3202	150
ECE2460C	3806	150
ECE72460C	3990	153
ECE7S2460C	4274	153
ECES2148C	3303	151
ECES2160C	3669	151
ECES2448C	3380	151
ECES2460C	3900	151
ECET2160C	3677	153
ECET2460C	3761	153
ECETS2160C	3953	153
ECETS2460C	4044	153
ECS2148C	1083	151
ECS2160C	1218	151
ECS2448C	1153	151
ECS2460C	1313	151
ECT2160C	1238	152
ECT2460C	1326	152
ECTS2160C	1513	152
ECTS2460C	1608	152
EH14-C	130	55
EH14-S	139	55
EH18-C	133	55
EH18-S	168	55
EH21-C	134	55
EH21-S	177	55
EH24-C	135	55
EH24-S	189	55
EH30-C	138	55
EH30-S	197	55
EH36-C	139	55
EH36-S	214	55
ELCTH-18	475	157
ELCTH-1836C	3562	157
ELCTH-1848C	4101	157
ELCTH-1860C	5588	157
ELCTH-1872C	7180	157
ELCTH-21	499	157
ELCTH-2136C	3712	157
ELCTH-2148C	4319	157
ELCTH-2160C	5939	157
ELCTH-2172C	7534	157
ELCTH-24	524	157
ELCTH-2436C	3916	157
ELCTH-2448C	4556	157
ELCTH-2460C	6214	157
ELCTH-2472C	7892	157
ELGB1636-4	1728	130
ELGB1636-4W	2176	130
ELGB1636-H	1787	130
ELGB1636-HW	2235	130
ELGB1648-4	1819	130
ELGB1648-4W	2266	130
ELGB1648-H	1863	130
ELGB1648-HW	2310	130
ELGB1660-4	2856	130
ELGB1660-4W	3303	130
ELGB1660-H	1984	130
ELGB1660-HW	2430	130
ELGB1672-4	2883	130
ELGB1672-4W	3331	130
ELGB1672-H	2012	130
ELGB1672-HW	2459	130
ELGB-TRAY	81	130
ELKB-3036-C	2165	147
ELKB-3048-C	2473	147
EP1448-GRH	3346	127
EP1448-WGRH	1730	128
EP1460-GRH	3998	127
EP1460-WGRH	2062	128
EP1472-GRH	4870	127
EP1472-WGRH	2478	128
EP2448-CGRN	4051	126
EP2448-CGRR	3586	126
EP2448-DGRN	6330	126
EP2448-DGRR	5656	126
EP2448-GR	1690	127
EP2448-SGRN	4051	126
EP2448-SGRR	3586	126
EP2448-WGR	1333	128
EP2460-CGRN	4388	126
EP2460-CGRR	3890	126
EP2460-DGRN	6756	126
EP2460-DGRR	6031	126
EP2460-GR	2016	127
EP2460-SGRN	4388	126
EP2460-SGRR	3890	126
EP2460-WGR	1627	128
EP2472-CGRN	4543	126
EP2472-CGRR	4062	126
EP2472-DGRN	7186	126
EP2472-DGRR	6415	126
EP2472-GR	2363	127
EP2472-SGRN	4543	126
EP2472-SGRR	4062	126
EP2472-WGR	1952	128
EP2484-CGRN	4796	126
EP2484-CGRR	4291	126
EP2484-DGRN	7440	126
EP2484-DGRR	6643	126
EP2484-SGRN	4796	126
EP2484-SGRR	4291	126
EP74-C	275	56
EP74-E	301	56
EP74-Z	257	56
EP86-C	291	56
EP86-E	322	56
EP86-Z	268	56
EPCRT2424T-C	2399	134
EPCRT2424T-H	2399	134
EPCRT2424T-US	2998	134
EPCRT2436T-C	2817	134
EPCRT2436T-H	2817	134
EPCRT2436T-US	3523	134
EPCRT2448T-C	3513	134
EPCRT2448T-H	3513	134
EPCRT2448T-US	4392	134
EPCRT2460T-C	3791	134
EPCRT2460T-H	3791	134
EPCRT2460T-US	4740	134
EPCRT2472T-C	4680	134
EPCRT2472T-H	4680	134
EPCRT2472T-US	5851	134
EPCRT2484T-C	5372	134
EPCRT2484T-H	5372	134
EPCRT2484T-US	6714	134
EPCRT3036T-C	3171	134
EPCRT3036T-H	3171	134
EPCRT3036T-US	3965	134
EPCRT3048T-C	3674	134
EPCRT3048T-H	3674	134
EPCRT3048T-US	4594	134
EPCRT3060T-C	4125	134
EPCRT3060T-H	4125	134
EPCRT3060T-US	5157	134
EPCRT3072T-C	4754	134
EPCRT3072T-H	4754	134
EPCRT3072T-US	5941	134
EPCRT3084T-C	5517	134
EPCRT3084T-H	5517	134
EPCRT3084T-US	6897	134
EPCRT3636T-C	3470	134
EPCRT3636T-H	3470	134
EPCRT3636T-US	4337	134

100 Industrial Boulevard, Clayton, DE 19938-8903 U.S.A.
Phone: 302-653-3000. Fax: 302-653-2065
http://www.eaglemhc.com

EAGLE MHC Division
Material Handling, Healthcare & Cleanroom Equipment

Part Number	List Price	Page No.
EPCRT3648T-C	4094	134
EPCRT3648T-H	4094	134
EPCRT3648T-US	5117	134
EPCRT3660T-C	4731	134
EPCRT3660T-H	4731	134
EPCRT3660T-US	5913	134
EPCRT3672T-C	5219	134
EPCRT3672T-H	5219	134
EPCRT3672T-US	6523	134
EPUH18-S	194	29
EPUH21-S	196	29
EPUH24-S	201	29
ETCE20-Z	1126	168
ETCE30-Z	1270	168
ETCS20-Z	1126	168
ETCS30-Z	1270	168
EU2-1824C	388	28
EU2-1824S	956	28
EU2-1824Z	384	28
EU2-1830C	399	28
EU2-1830S	1038	28
EU2-1830Z	394	28
EU2-1836C	404	28
EU2-1836S	1095	28
EU2-1836Z	401	28
EU2-2136C	454	28
EU2-2136S	1224	28
EU2-2136Z	437	28
EU2-2436C	470	28
EU2-2436S	1291	28
EU2-2436Z	454	28
EU3-1824C	475	28
EU3-1824CS	682	28
EU3-1824S	1225	28
EU3-1824Z	470	28
EU3-1830C	490	28
EU3-1830CS	706	28
EU3-1830S	1348	28
EU3-1830Z	482	28
EU3-1836C	499	28
EU3-1836CS	740	28
EU3-1836S	1429	28
EU3-1836Z	496	28
EU3-2030-P	927	34
EU3-2136C	562	28
EU3-2136S	1604	28
EU3-2136Z	539	28
EU3-2436C	587	28
EU3-2436S	1708	28
EU3-2436Z	561	28
F1916	1999	252
F1916-12	2070	252
F1916-VSCS	7435	253
F1916-VSCS-DL	8494	253
F1916-VSCS-DR	8494	253
F2820	2287	252
F2820-12	2541	252
F2QA2-74-1836C	585	12
F2QA2-74-1836E	674	12
F2QA2-74-1836S	1917	12
F2QA2-74-1836V	633	12
F2QA2-74-1836VG	633	12
F2QA2-74-1836Z	571	12
F2QA2-74-1848C	654	12
F2QA2-74-1848E	771	12
F2QA2-74-1848S	2198	12
F2QA2-74-1848V	717	12
F2QA2-74-1848VG	717	12
F2QA2-74-1848Z	629	12
F2QA2-74-1860C	738	12
F2QA2-74-1860E	873	12
F2QA2-74-1860S	2669	12
F2QA2-74-1860V	800	12
F2QA2-74-1860VG	800	12
F2QA2-74-1860Z	700	12
F2QA2-74-1872C	830	12
F2QA2-74-1872E	967	12
F2QA2-74-1872S	3077	12
F2QA2-74-1872V	908	12
F2QA2-74-1872VG	908	12
F2QA2-74-1872Z	783	12
F2QA2-74-2436C	670	12
F2QA2-74-2436E	775	12
F2QA2-74-2436S	2271	12
F2QA2-74-2436V	723	12
F2QA2-74-2436VG	723	12
F2QA2-74-2436Z	633	12
F2QA2-74-2448C	767	12
F2QA2-74-2448E	900	12
F2QA2-74-2448S	2642	12
F2QA2-74-2448V	834	12
F2QA2-74-2448VG	834	12
F2QA2-74-2448Z	719	12
F2QA2-74-2460C	869	12
F2QA2-74-2460E	1018	12
F2QA2-74-2460S	3131	12
F2QA2-74-2460V	946	12
F2QA2-74-2460VG	946	12
F2QA2-74-2460Z	827	12
F2QA2-74-2472C	989	12
F2QA2-74-2472E	1156	12
F2QA2-74-2472S	3787	12
F2QA2-74-2472V	1074	12
F2QA2-74-2472VG	1074	12
F2QA2-74-2472Z	918	12
FD-FG	2067	266
FD-SG	2754	266
FDI-10-14-5-1	433	257
FDI-10-14-9.5-1	481	257
FDI-10-14-9.5-2	926	257
FDI-10-14-9.5-3	1383	258
FDI-10-14-9.5-4	1662	258
FDI-12-14-9.5-1	501	257
FDI-12-14-9.5-2	999	257
FDI-12-14-9.5-3	1397	258
FDI-12-14-9.5-4	1858	258
FDI-12-20-6.5-1	524	257
FDI-14-16-6-1	538	257
FDI-14-16-9.5-1	553	257
FDI-14-16-9.5-2	1076	257
FDI-14-16-9.5-3	1568	258
FDI-14-16-9.5-4	1929	258
FDI-16-19-13.5-1	683	257
FDI-16-19-13.5-2	1345	257
FDI-16-19-13.5-3	1970	258
FDI-16-19-13.5-4	2357	258
FDI-16-19-8-1	676	257
FDI-16-19-8-2	1309	257
FDI-16-19-8-3	1888	258
FDI-16-19-8-4	2283	258
FDI-18-24-13.5-1	829	257
FDI-18-24-13.5-2	1571	257
FDI-18-24-13.5-3	2283	258
FDI-18-24-13.5-4	2686	258
FDI-20-20-5-1	530	257
FDI-22-22-13.5-1	967	257
FDI-22-22-13.5-2	1863	257
FDI-22-22-13.5-3	2587	258
FDI-22-22-13.5-4	3140	258
FDI-24-24-13.5-1	1009	257
FDI-24-24-13.5-2	1942	257
FDI-24-24-13.5-3	2700	258
FDI-24-24-13.5-4	3268	258
FFN2736-2-24-14/3	14971	249
FFN2736-2-30-14/3	16757	249
FFN2740-2-24-14/3	15661	249
FFN2740-2-30-14/3	17439	249
FFN2748-2-24-14/3	17032	249
FFN2748-2-30-14/3	18817	249
FFN2754-3-24-14/3	18061	249
FFN2754-3-30-14/3	20120	249
FFN2760-2-24-14/3	19096	249
FFN2760-2-30-14/3	20872	249
FFN2760-3-24-14/3	19096	249
FFN2760-3-30-14/3	21156	249
FFN2772-3-24-14/3	21156	249
FFN2772-3-30-14/3	23210	249
FFN2790-3-24-14/3	24243	249
FFN2790-3-30-14/3	26304	249
FN2016-1-14/3	3929	243
FN2016-1-18-14/3	4346	243
FN2016-1-18L-14/3	4184	243
FN2016-1-18R-14/3	4184	243
FN2016-1-24-14/3	4517	243
FN2016-1-24L-14/3	4253	243
FN2016-1-24R-14/3	4253	243
FN2018-1-14/3	4428	243
FN2018-1-18-14/3	4772	243
FN2018-1-18L-14/3	4586	243
FN2018-1-18R-14/3	4586	243
FN2018-1-24-14/3	4925	243
FN2018-1-24L-14/3	4665	243
FN2018-1-24R-14/3	4665	243
FN2020-1-14/3	4428	243
FN2020-1-24-14/3	4925	243
FN2020-1-24L-14/3	4665	243
FN2020-1-24R-14/3	4665	243
FN2032-2-14/3	5254	244
FN2032-2-18-14/3	5843	244
FN2032-2-18L-14/3	5646	244
FN2032-2-18R-14/3	5646	244
FN2032-2-24-14/3	5984	244
FN2032-2-24L-14/3	5744	244
FN2032-2-24R-14/3	5744	244
FN2036-2-14/3	5770	244
FN2036-2-18-14/3	6262	244
FN2036-2-18L-14/3	6388	244
FN2036-2-18R-14/3	6388	244
FN2036-2-24-14/3	6703	244
FN2036-2-24L-14/3	6468	244
FN2036-2-24R-14/3	6468	244
FN2040-2-14/3	5770	244
FN2040-2-24-14/3	6703	244
FN2040-2-24L-14/3	6468	244
FN2040-2-24R-14/3	6468	244
FN2048-3-14/3	6496	245
FN2048-3-18-14/3	6931	245
FN2048-3-18L-14/3	6767	245
FN2048-3-18R-14/3	6767	245
FN2048-3-24-14/3	7072	245
FN2048-3-24L-14/3	6834	245
FN2048-3-24R-14/3	6834	245
FN2054-3-14/3	7425	245
FN2054-3-18-14/3	8165	245
FN2054-3-18L-14/3	7978	245
FN2054-3-18R-14/3	7978	245
FN2054-3-24-14/3	8402	245
FN2054-3-24L-14/3	8034	245
FN2054-3-24R-14/3	8034	245
FN2060-3-14/3	7425	245
FN2060-3-24-14/3	8402	245
FN2060-3-24L-14/3	8034	245
FN2060-3-24R-14/3	8034	245
FN2064-4-14/3	8305	246
FN2064-4-18-14/3	8674	246
FN2064-4-18L-14/3	8366	246
FN2064-4-18R-14/3	8366	246
FN2064-4-24-14/3	8837	246
FN2064-4-24L-14/3	8442	246
FN2064-4-24R-14/3	8442	246
FN2072-4-14/3	9331	246
FN2072-4-18-14/3	10124	246
FN2072-4-18L-14/3	9874	246
FN2072-4-18R-14/3	9874	246
FN2072-4-24-14/3	10218	246
FN2072-4-24L-14/3	9931	246
FN2072-4-24R-14/3	9931	246
FN2080-4-14/3	9331	246
FN2080-4-24-14/3	10218	246
FN2080-4-24L-14/3	9931	246
FN2080-4-24R-14/3	9931	246
FN2424-1-14/3	4739	243
FN2424-1-24-14/3	5646	243
FN2424-1-24L-14/3	5335	243
FN2424-1-24R-14/3	5335	243
FN2448-2-14/3	6859	244
FN2448-2-24-14/3	8058	244
FN2448-2-24L-14/3	7780	244
FN2448-2-24R-14/3	7780	244
FN2472-3-14/3	8635	245
FN2472-3-24-14/3	10024	245
FN2472-3-24L-14/3	9766	245
FN2472-3-24R-14/3	9766	245
FN2496-4-14/3	10735	246
FN2496-4-24-14/3	12078	246
FN2496-4-24L-14/3	11749	246
FN2496-4-24R-14/3	11749	246
FN2820-1-14/3	5227	243
FN2820-1-24-14/3	5702	243
FN2820-1-24L-14/3	5453	243
FN2820-1-24R-14/3	5453	243
FN2840-2-14/3	6872	244
FN2840-2-24-14/3	8110	244
FN2840-2-24L-14/3	7780	244
FN2840-2-24R-14/3	7780	244
FN2860-3-14/3	8896	245
FN2860-3-24-14/3	10289	245
FN2860-3-24L-14/3	9942	245
FN2860-3-24R-14/3	9942	245
FN2880-4-14/3	11356	246
FN2880-4-24-14/3	12426	246
FN2880-4-24L-14/3	12081	246
FN2880-4-24R-14/3	12081	246
FNWNF-12-14-8-1	974	259
FNWNF-14-16-8-1	1020	259
FNWNF-18-18-10-1	913	259
FNWNF-18-18-12-1	926	259
FNWNF-20-20-10-1	967	259
FNWNF-20-20-12-1	1015	259
FNWNF-20-20-14-1	1070	259
FNWNF-20-27-6-1	913	259
FNWNF-20.5-20.5-5-1	840	259
FNWNF-20.5-20.5-8-1	922	259
FNWNF-24-24-12-1	1130	259
FNWNF-24-24-14-1	1186	259
FNWNF-9-12-6-1	891	259

ALPHANUMERIC PRICE INDEX

Part Number	List Price	Page No.
FNWNF-9-14-8-1	946	259
FOOT PLATE	14	47
FOOT PLATE-BL	15	47
FOOT PLATE-S	27	47
FT-12120-FG	6334	262
FT-12120-SG	10889	262
FT-1218-FG	2598	262
FT-1218-SG	3612	262
FT-1224-FG	2816	262
FT-1224-SG	3787	262
FT-1230-FG	3092	262
FT-1230-SG	3904	262
FT-1236-FG	3239	262
FT-1236-SG	4024	262
FT-1248-FG	3717	262
FT-1248-SG	4972	262
FT-1260-FG	4025	262
FT-1260-SG	5962	262
FT-1272-FG	4546	262
FT-1272-SG	6853	262
FT-1284-FG	4973	262
FT-1284-SG	8055	262
FT-1296-FG	5427	262
FT-1296-SG	8284	262
FT-15120-FG	6681	262
FT-15120-SG	11723	262
FT-1524-FG	2874	262
FT-1524-SG	4027	262
FT-1530-FG	3122	262
FT-1530-SG	4124	262
FT-1536-FG	3266	262
FT-1536-SG	4685	262
FT-1548-FG	3761	262
FT-1548-SG	5702	262
FT-1560-FG	4201	262
FT-1560-SG	6676	262
FT-1572-FG	4637	262
FT-1572-SG	7680	262
FT-1584-FG	5115	262
FT-1584-SG	8685	262
FT-1596-FG	5520	262
FT-1596-SG	9627	262
FT-18120-FG	7788	262
FT-18120-SG	12551	262
FT-1824-FG	3084	262
FT-1824-SG	4258	262
FT-1830-FG	3405	262
FT-1830-SG	4496	262
FT-1836-FG	3649	262
FT-1836-SG	4734	262
FT-1848-FG	4225	262
FT-1848-SG	5629	262
FT-1860-FG	4718	262
FT-1860-SG	6946	262
FT-1872-FG	5274	262
FT-1872-SG	7604	262
FT-1884-FG	5887	262
FT-1884-SG	9234	262
FT-1896-FG	6430	262
FT-1896-SG	9470	262
FT-24120-FG	9035	262
FT-24120-SG	13533	262
FT-2424-FG	3302	262
FT-2424-SG	5157	262
FT-2430-FG	3720	262
FT-2430-SG	5369	262
FT-2436-FG	4012	262
FT-2436-SG	6122	262
FT-2448-FG	4710	262
FT-2448-SG	7089	262
FT-2460-FG	5400	262
FT-2460-SG	7948	262
FT-2472-FG	5448	262
FT-2472-SG	9239	262
FT-2484-FG	6789	262
FT-2484-SG	10099	262
FT-2496-FG	7428	262
FT-2496-SG	11173	262
GBP15-C	111	91
GC-16	30	168
GCC1	940	156
GLIDES	2	47
GPS24-C	99	91
GPWB	30	91
GR1836C	412	36
GR1848C	448	36
GR1860C	502	36
GRS1836C	569	36
GRS1848C	625	36
GRS1860C	716	36
GS17	199	91
GWB1436C	155	93
GWB1436V	157	93
GWB1436VG	157	93
GWB1448C	172	93
GWB1448V	175	93
GWB1448VG	175	93
GWB1836C	163	93
GWB1836V	175	93
GWB1836VG	175	93
GWB1848C	182	93
GWB1848V	199	93
GWB1848VG	199	93
HBK-48C	304	129
HBK-48EP	443	129
HBK-48S	368	129
HBK-60C	349	129
HBK-60EP	494	129
HBK-60S	409	129
HBK-72C	388	129
HBK-72EP	517	129
HBK-72S	453	129
HDS1836SE	609	64
HDS1836SF	551	63
HDS1836SL	609	65
HDS1836VE	291	64
HDS1836VF	284	63
HDS1836VGE	291	64
HDS1836VGF	284	63
HDS1836VGL	292	65
HDS1836VL	292	65
HDS1842SE	674	64
HDS1842SF	598	63
HDS1842SL	674	65
HDS1842VE	306	64
HDS1842VF	297	63
HDS1842VGE	306	64
HDS1842VGF	297	63
HDS1842VGL	310	65
HDS1842VL	310	65
HDS1848SE	738	64
HDS1848SF	644	63
HDS1848SL	738	65
HDS1848VE	313	64
HDS1848VF	309	63
HDS1848VGE	313	64
HDS1848VGF	309	63
HDS1848VGL	317	65
HDS1848VL	317	65
HDS1854SE	771	64
HDS1854SF	706	63
HDS1854SL	771	65
HDS1854VE	338	64
HDS1854VF	310	63
HDS1854VGE	338	64
HDS1854VGF	310	63
HDS1854VGL	329	65
HDS1854VL	329	65
HDS1860SE	811	64
HDS1860SF	771	63
HDS1860SL	811	65
HDS1860VE	344	64
HDS1860VF	340	63
HDS1860VGE	344	64
HDS1860VGF	340	63
HDS1860VGL	341	65
HDS1860VL	341	65
HDS2436SE	729	64
HDS2436SF	684	63
HDS2436SL	729	65
HDS2436VE	313	64
HDS2436VF	304	63
HDS2436VGE	313	64
HDS2436VGF	304	63
HDS2436VGL	314	65
HDS2436VL	314	65
HDS2442SE	792	64
HDS2442SF	771	63
HDS2442SL	792	65
HDS2442VE	322	64
HDS2442VF	317	63
HDS2442VGE	322	64
HDS2442VGF	317	63
HDS2442VGL	324	65
HDS2442VL	324	65
HDS2448SE	840	64
HDS2448SF	835	63
HDS2448SL	862	65
HDS2448VE	337	64
HDS2448VF	326	63
HDS2448VGE	337	64
HDS2448VGF	326	63
HDS2448VGL	339	65
HDS2448VL	339	65
HDS2454SE	932	64
HDS2454SF	910	63
HDS2454SL	932	65
HDS2454VE	362	64
HDS2454VF	354	63
HDS2454VGE	362	64
HDS2454VGF	354	63
HDS2454VGL	370	65
HDS2454VL	370	65
HDS2460SE	1001	64
HDS2460SF	976	63
HDS2460SL	1001	65
HDS2460VE	374	64
HDS2460VF	369	63
HDS2460VGE	374	64
HDS2460VGF	369	63
HDS2460VGL	378	65
HDS2460VL	378	65
HDSCP14-S	71	66
HDSCP33-S	98	66
HDSCP54-S	103	66
HDSCP63-S	120	66
HDSCP74-S	135	66
HDSP14-S	71	66
HDSP33-S	98	66
HDSP54-S	103	66
HDSP63-S	120	66
HDSP74-S	135	66
HDTS18-C	266	53
HDTS18-E	296	53
HDTS24-C	294	53
HDTS24-E	325	53
HFH	70	91
HFL-5000	5712	222
HFL-5000-LRS	6051	222
HFL-5000-S	5092	222
HSA-10	696	223
HSA-10-1FK	1767	227
HSA-10-8	675	232
HSA-10-8F	868	232
HSA-10-F	815	223
HSA-10-F-DS	1072	224
HSA-10-F-LRS	1441	230
HSA-10-FA	860	223
HSA-10-FA-1P	1803	227
HSA-10-FA-P	1803	227
HSA-10-FA-PE	3948	225
HSA-10-FAW	1096	223,230
HSA-10-FDP	1716	224
HSA-10-FDP-T	2500	232
HSA-10-FDPE	4245	225
HSA-10-FDPE-LRS	4869	230
HSA-10-FDPEE	4649	225
HSA-10-FDPEE-B-T	6526	226
HSA-10-FDPK	2706	227
HSA-10-FDPS	2619	224
HSA-10-FE	2966	225
HSA-10-FE-B-DS	3685	226
HSA-10-FE-B-NB-MG	3757	226
HSA-10-FE-B-T-NB-MG	4630	226
HSA-10-FK	1767	227
HSA-10-FKP	1970	227
HSA-10-FL	1167	223
HSA-10-FLDP	2060	224
HSA-10-FO	967	223
HSA-10-FODP	2105	224
HSA-10-FODPE	4263	225
HSA-10-FOE	3118	225
HSA-10-FTWS	1286	230
HSA-10-FTWS-LRS	1911	230
HSA-10-FW	942	227
HSA-10-FWLDP-LRS	2780	224
HSA-SSK	199	235
HSA-WM-48	753	160
HSA-WM-60	753	160
HSA-WM-72	753	160
HSA-WM-96	753	160
HSAD-10-F	753	232
HSAE-10-FA	906	232
HSAN-10-F	970	231
HSAN-10-F-DS	1238	231
HSAN-10-F-LRS	1594	230
HSAN-10-FE-B-DS	4128	226
HSAND-10-F	810	231
HSANT-FS	1145	231
HSAP-14-ADA-FE-B	6508	226,229
HSAP-14-ADA-FW	5566	229
HSAP-14-FW	2346	229
HSAP-SSK	242	235
HWB-E	3420	229
HWB-T	3717	229
HWC-E	3269	229

100 Industrial Boulevard, Clayton, DE 19938-8903 U.S.A.
Phone: 302-653-3000. Fax: 302-653-2065
http://www.eaglemhc.com

EAGLE MHC Division
Material Handling, Healthcare & Cleanroom Equipment

Part Number	List Price	Page No.
HWC-T	3569	229
ITT1620	1453	161
ITT1630	1488	161
ITT1834	1500	161
ITT2036	1530	161
ITT2048	1582	161
ITT2436	1557	161
ITT2446	1605	161
ITT2458	1661	161
ITU1620	1371	161
ITU1630	1427	161
ITU1834	1451	161
ITU2036	1513	161
ITU2048	1603	161
ITU2436	1565	161
ITU2446	1654	161
ITU2458	1754	161
IV-1	627	154
IV-2	627	154
IV-3	627	154
IV-4	627	154
KB-234-BL	28	147
KB-240-BL	47	147
KB-250-BL	77	147
KB48-C	85	127,128
KB48-EP	103	127,128
KB60-C	95	127,128
KB60-EP	114	127,128
KB72-C	104	127,128
KB72-EP	128	127,128
KBD-1	128	45,46
KBD-1/SS	472	45,46,142
KBD-2	295	46,135
KBD-2/SS	514	46,135
L14-1BL	19	62
L14-1C	18	50
L14-1R	19	62
L14-1S	28	50
L14-1V	19	50
L14-1VG	19	50
L14-1W	19	62
L14-4BL	25	62
L14-4C	23	50
L14-4E	26	50
L14-4R	25	62
L14-4S	51	50
L14-4V	25	50
L14-4VG	25	50
L14-4W	25	62
L18-1BL	20	62
L18-1C	19	50
L18-1R	20	62
L18-1S	31	50
L18-1V	20	50
L18-1VG	20	50
L18-1W	20	62
L18-4BL	26	62
L18-4C	25	50
L18-4E	31	50
L18-4R	26	62
L18-4S	56	50
L18-4V	26	50
L18-4VG	26	50
L18-4W	26	62
L21-1BL	22	62
L21-1C	20	50
L21-1R	22	62
L21-1S	35	50
L21-1V	22	50
L21-1VG	22	50
L21-1W	22	62
L21-4BL	28	62
L21-4C	26	50
L21-4E	33	50
L21-4R	28	62
L21-4S	63	50
L21-4V	28	50
L21-4VG	28	50
L21-4W	28	62
L24-1BL	23	62
L24-1C	22	50
L24-1R	23	62
L24-1S	38	50
L24-1V	23	50
L24-1VG	23	50
L24-1W	23	62
L24-4BL	31	62
L24-4C	30	50
L24-4E	35	50
L24-4R	31	62
L24-4S	67	50
L24-4V	31	50
L24-4VG	31	50
L24-4W	31	62
L30-1BL	26	62
L30-1C	25	50
L30-1R	26	62
L30-1S	52	50
L30-1V	26	50
L30-1VG	26	50
L30-1W	26	62
L30-4BL	37	62
L30-4C	35	50
L30-4E	41	50
L30-4R	37	62
L30-4S	84	50
L30-4V	37	50
L30-4VG	37	50
L30-4W	37	62
L36-1BL	31	62
L36-1C	30	50
L36-1R	31	62
L36-1S	58	50
L36-1V	31	50
L36-1VG	31	50
L36-1W	31	62
L36-4BL	39	62
L36-4C	38	50
L36-4E	43	50
L36-4R	39	62
L36-4S	98	50
L36-4V	39	50
L36-4VG	39	50
L36-4W	39	62
L42-1BL	33	62
L42-1C	31	50
L42-1R	33	62
L42-1S	63	50
L42-1V	33	50
L42-1VG	33	50
L42-1W	33	62
L42-4BL	48	62
L42-4C	45	50
L42-4E	55	50
L42-4R	48	62
L42-4S	124	50
L42-4V	48	50
L42-4VG	48	50
L42-4W	48	62
L48-1BL	35	62
L48-1C	33	50
L48-1R	35	62
L48-1S	63	50
L48-1V	35	50
L48-1VG	35	50
L48-1W	35	62
L48-4BL	51	62
L48-4C	45	50
L48-4E	55	50
L48-4R	51	62
L48-4S	124	50
L48-4V	51	50
L48-4VG	51	50
L48-4W	51	62
L54-1BL	38	62
L54-1C	37	50
L54-1R	38	62
L54-1S	81	50
L54-1V	38	50
L54-1VG	38	50
L54-1W	38	62
L54-4BL	53	62
L54-4C	51	50
L54-4E	59	50
L54-4R	53	62
L54-4S	141	50
L54-4V	53	50
L54-4VG	53	50
L54-4W	53	62
L60-1BL	39	62
L60-1C	37	50
L60-1R	39	62
L60-1S	81	50
L60-1V	39	50
L60-1VG	39	50
L60-1W	39	62
L60-4BL	55	62
L60-4C	51	50
L60-4E	59	50
L60-4R	55	62
L60-4S	141	50
L60-4V	55	50
L60-4VG	55	50
L60-4W	55	62
L72-1BL	41	62
L72-1C	38	50
L72-1R	41	62
L72-1S	88	50
L72-1V	41	50
L72-1VG	41	50
L72-1W	41	62
L72-4BL	63	62
L72-4C	60	50
L72-4E	71	50
L72-4R	63	62
L72-4S	178	50
L72-4V	63	50
L72-4VG	63	50
L72-4W	63	62
LC2460C	1315	156
LCD2460C	3283	156
LDH	13	91
LDUS12	85	91
LEVELING FOOT	1	47
LH	8	91
LR24-BL	38	33
LR24-C	35	33
LR24-V	38	33
LR24-VG	38	33
LR24-Z	28	33
LR36-BL	45	33
LR36-C	41	33
LR36-V	45	33
LR36-VG	45	33
LR36-Z	30	33
LR48-BL	53	33
LR48-C	51	33
LR48-V	53	33
LR48-VG	53	33
LR48-Z	31	33
LR60-BL	59	33
LR60-C	58	33
LR60-V	59	33
LR60-VG	59	33
LR60-Z	59	32
M1824BL	151	33
M1824BL-4	876	33
M1824C	141	33
M1824C-4	860	33
M1824V	151	33
M1824V-4	876	33
M1824VG	151	33
M1824VG-4	876	33
M1824Z	122	33
M1824Z-4	768	33
M1836BL	155	33
M1836BL-4	897	33
M1836C	148	33
M1836C-4	883	33
M1836V	155	33
M1836V-4	897	33
M1836VG	155	33
M1836VG-4	897	33
M1836Z	130	33
M1836Z-4	801	33
M1848BL	166	33
M1848BL-4	959	33
M1848C	157	33
M1848C-4	922	33
M1848V	166	33
M1848V-4	959	33
M1848VG	166	33
M1848VG-4	959	33
M1848Z	152	33
M1848Z-4	890	33
M1860BL	181	33
M1860BL-4	1015	33
M1860C	175	33
M1860C-4	984	33
M1860V	181	33
M1860V-4	1015	33
M1860VG	181	33
M1860VG-4	1015	33
M1860Z	166	33
M1860Z-4	953	33
M18BL	53	33
M18C	51	33,155
M18V	53	33
M18VG	53	33
M3636Z	231	169
M3636Z-3	960	169
M3648Z	251	169
M3648Z-3	1061	169
M3660Z	298	169
M3660Z-3	1249	169
MC-1	1322	156

ALPHANUMERIC PRICE INDEX

Part Number	List Price	Page No.
MCWS2424C	1104	135,171
MCWS2424C-P	1128	135,171
MCWS2424S	1777	135,171
MCWS2424S-P	1801	135,171
MCWS3030C	1191	135,171
MCWS3030C-P	1216	135,171
MCWS3030S	1855	135,171
MCWS3030S-P	1878	135,171
MD2436	1632	45
MD2448	1768	45
MDH-10	28	91
MDH-12	31	91
MDH-4	19	91
MDH-6	20	91
MDH-8	27	91
MDR1824-C	728	38
MDR1824-E	837	38
MDR1830-C	741	38
MDR1830-E	854	38
MDR1836-C	797	38
MDR1836-E	891	38
MDR1836-S	1482	38
MDR1848-C	867	38
MDR1848-E	1015	38
MDR1848-S	1749	38
MDR1860-C	882	38
MDR1860-E	1028	38
MDR2124-C	748	38
MDR2124-E	860	38
MDR2130-C	754	38
MDR2130-E	874	38
MDR2136-C	771	38
MDR2136-E	891	38
MDR2148-C	841	38
MDR2148-E	977	38
MDR2160-C	909	38
MDR2160-E	1033	38
MDR2424-C	752	38
MDR2424-E	869	38
MDR2430-C	759	38
MDR2430-E	878	38
MDR2436-C	820	38
MDR2436-E	922	38
MDR2436-S	1582	38
MDR2448-C	896	38
MDR2448-E	1014	38
MDR2448-S	1866	38
MDR2460-C	929	38
MDR2460-E	1084	38
MET2430S	2554	206
MFBK-S	127	58,59
MHPH	1037	170
MHPH-4	1960	170
MMB-K-14-L	81	69
MMB-K-14-R	81	69
MMB-K-18-L	98	69
MMB-K-18-R	98	69
MMB-K-21-L	108	69
MMB-K-21-R	108	69
MMB-K-24-L	123	69
MMB-K-24-R	123	69
MMB-K/A-14-L	91	69
MMB-K/A-14-R	91	69
MMB-K/A-18-L	103	69
MMB-K/A-18-R	103	69
MMB-K/A-21-L	114	69
MMB-K/A-21-R	114	69
MMB-K/A-24-L	132	69
MMB-K/A-24-R	132	69
MMBB-10	958	68
MMBB-12	1146	68
MMBB-4	404	68
MMBB-5	476	68
MMBB-6	573	68
MMBB-7	669	68
MMBB-8	768	68
MMBB-9	862	68
MMBB/A-10	928	68
MMBB/A-12	1115	68
MMBB/A-4	411	68
MMBB/A-5	466	68
MMBB/A-6	556	68
MMBB/A-7	653	68
MMBB/A-8	741	68
MMBB/A-9	838	68
MMBB/FC-10	743	68
MMBB/FC-12	767	68
MMBB/FC-4	234	68
MMBB/FC-5	294	68
MMBB/FC-6	353	68
MMBB/FC-7	414	68
MMBB/FC-8	476	68
MMBB/FC-9	538	68
MMBB/FC/A-10	743	68
MMBB/FC/A-12	767	68
MMBB/FC/A-4	234	68
MMBB/FC/A-5	294	68
MMBB/FC/A-6	353	68
MMBB/FC/A-7	414	68
MMBB/FC/A-8	476	68
MMBB/FC/A-9	538	68
MMBBSS-10	2358	68
MMBBSS-12	2843	68
MMBBSS-4	934	68
MMBBSS-5	1176	68
MMBBSS-6	1418	68
MMBBSS-7	1654	68
MMBBSS-8	1889	68
MMBBSS-9	2124	68
MMBBSS/FC-10	1951	68
MMBBSS/FC-12	2342	68
MMBBSS/FC-4	787	68
MMBBSS/FC-5	987	68
MMBBSS/FC-6	1171	68
MMBBSS/FC-7	1368	68
MMBBSS/FC-8	1560	68
MMBBSS/FC-9	1754	68
MMBC-K-18-L	85	71
MMBC-K-18-R	85	71
MMBC-K-21-L	96	71
MMBC-K-21-R	96	71
MMBC-K-24-L	108	71
MMBC-K-24-R	108	71
MMBC-K/A-18-L	81	71
MMBC-K/A-18-R	81	71
MMBC-K/A-21-L	91	71
MMBC-K/A-21-R	91	71
MMBC-K/A-24-L	96	71
MMBC-K/A-24-R	96	71
MMBCSS-K-18-L	156	71
MMBCSS-K-18-R	156	71
MMBCSS-K-21-L	194	71
MMBCSS-K-21-R	194	71
MMBCSS-K-24-L	230	71
MMBCSS-K-24-R	230	71
MMBSS-K-14-L	171	69
MMBSS-K-14-R	171	69
MMBSS-K-18-L	239	69
MMBSS-K-18-R	239	69
MMBSS-K-21-L	284	69
MMBSS-K-21-R	284	69
MMBSS-K-24-L	309	69
MMBSS-K-24-R	309	69
MMCB-6-L	28	68
MMCB-6-R	28	68
MMCB/A6-L	45	68
MMCB/A6-R	45	68
MMCBSS-6-L	71	68
MMCBSS-6-R	71	68
MMDB-K-14	137	69
MMDB-K-18	160	69
MMDB-K-21	178	69
MMDB-K-24	184	69
MMDB-K/A-14	135	69
MMDB-K/A-18	178	69
MMDB-K/A-21	190	69
MMDB-K/A-24	200	69
MMDBC-K-18	137	71
MMDBC-K-21	156	71
MMDBC-K-24	163	71
MMDBC-K/A-18	127	71
MMDBC-K/A-21	144	71
MMDBC-K/A-24	156	71
MMDBCSS-K-18	234	71
MMDBCSS-K-21	272	71
MMDBCSS-K-24	302	71
MMDBSS-K-14	239	69
MMDBSS-K-18	341	69
MMDBSS-K-21	406	69
MMDBSS-K-24	444	69
MMDFB-K-14	217	70
MMDFB-K-18	280	70
MMDFB-K-21	310	70
MMDFB-K-24	318	70
MMDFBSSK-149	449	70
MMDFBSSK-189	572	70
MMDFBSSK-249	761	70
MMFB-K-14-L	133	70
MMFB-K-14-R	133	70
MMFB-K-18-L	159	70
MMFB-K-18-R	159	70
MMFB-K-21-L	181	70
MMFB-K-21-R	181	70
MMFB-K-24-L	197	70
MMFB-K-24-R	197	70
MMFBSSK-149-L	391	70
MMFBSSK-149-R	391	70
MMFBSSK-189-L	518	70
MMFBSSK-189-R	518	70
MMFBSSK-249-L	669	70
MMFBSSK-249-R	669	70
MMNSB-K-14-L	87	69
MMNSB-K-14-R	87	69
MMNSB-K-18-L	106	69
MMNSB-K-18-R	106	69
MMNSB-K-21-L	123	69
MMNSB-K-21-R	123	69
MMNSB-K-24-L	132	69
MMNSB-K-24-R	132	69
MMNSB-K/A-14-L	98	69
MMNSB-K/A-14-R	98	69
MMNSB-K/A-18-L	113	69
MMNSB-K/A-18-R	113	69
MMNSB-K/A-21-L	128	69
MMNSB-K/A-21-R	128	69
MMNSB-K/A-24-L	143	69
MMNSB-K/A-24-R	143	69
MMNSBB-10	1099	68
MMNSBB-12	1315	68
MMNSBB-4	457	68
MMNSBB-5	551	68
MMNSBB-6	658	68
MMNSBB-7	768	68
MMNSBB-8	876	68
MMNSBB-9	982	68
MMNSBB/FC-10	651	68
MMNSBB/FC-12	801	68
MMNSBB/FC-4	256	68
MMNSBB/FC-5	316	68
MMNSBB/FC-6	381	68
MMNSBB/FC-7	449	68
MMNSBB/FC-8	517	68
MMNSBB/FC-9	582	68
MMNSBBSS-10	2710	68
MMNSBBSS-12	3244	68
MMNSBBSS-4	1073	68
MMNSBBSS-5	1353	68
MMNSBBSS-6	1628	68
MMNSBBSS-7	1895	68
MMNSBBSS-8	2166	68
MMNSBBSS-9	2438	68
MMNSBBSS/FC-10	2242	68
MMNSBBSS/FC-12	2694	68
MMNSBBSS/FC-4	900	68
MMNSBBSS/FC-5	1133	68
MMNSBBSS/FC-6	1349	68
MMNSBBSS/FC-7	1574	68
MMNSBBSS/FC-8	1792	68
MMNSBBSS/FC-9	2017	68
MMNSBC-K-18-L	91	71
MMNSBC-K-18-R	91	71
MMNSBC-K-21-L	103	71
MMNSBC-K-21-R	103	71
MMNSBC-K-24-L	114	71
MMNSBC-K-24-R	114	71
MMNSBC-K/A-18-L	85	71
MMNSBC-K/A-18-R	85	71
MMNSBC-K/A-21-L	96	71
MMNSBC-K/A-21-R	96	71
MMNSBC-K/A-24-L	103	71
MMNSBC-K/A-24-R	103	71
MMNSBCSS-K-18-L	163	71
MMNSBCSS-K-18-R	163	71
MMNSBCSS-K-21-L	212	71
MMNSBCSS-K-21-R	212	71
MMNSBCSS-K-24-L	246	71
MMNSBCSS-K-24-R	246	71
MMNSBSS-K-14-L	185	69
MMNSBSS-K-14-R	185	69
MMNSBSS-K-18-L	246	69
MMNSBSS-K-18-R	246	69
MMNSBSS-K-21-L	298	69
MMNSBSS-K-21-R	298	69
MMNSBSS-K-24-L	320	69
MMNSBSS-K-24-R	320	69
MMNSCB-6-L	28	68
MMNSCB-6-R	28	68
MMNSCB/A6-L	45	68
MMNSCB/A6-R	45	68
MMNSCBSS-6-L	73	68
MMNSCBSS-6-R	73	68
MMNSDB-K-14	135	69
MMNSDB-K-18	178	69
MMNSDB-K-21	197	69
MMNSDB-K-24	201	69
MMNSDB-K/A-14	152	69

100 Industrial Boulevard, Clayton, DE 19938-8903 U.S.A.
Phone: 302-653-3000. Fax: 302-653-2065
http://www.eaglemhc.com

EAGLE MHC Division
Material Handling, Healthcare & Cleanroom Equipment

Part Number	List Price	Page No.
MMNSDB-K/A-18	195	69
MMNSDB-K/A-21	211	69
MMNSDB-K/A-24	222	69
MMNSDBC-K-18	152	71
MMNSDBC-K-21	168	71
MMNSDBC-K-24	176	71
MMNSDBC-K/A-18	137	71
MMNSDBC-K/A-21	152	71
MMNSDBC-K/A-24	156	71
MMNSDBCSS-K-18	246	71
MMNSDBCSS-K-21	289	71
MMNSDBCSS-K-24	324	71
MMNSDBSS-K-14	257	69
MMNSDBSS-K-18	360	69
MMNSDBSS-K-21	430	69
MMNSDBSS-K-24	456	69
MMNSDFB-K-14	239	70
MMNSDFB-K-18	311	70
MMNSDFB-K-21	339	70
MMNSDFB-K-24	352	70
MMNSDFBSSK-149	517	70
MMNSDFBSSK-189	660	70
MMNSDFBSSK-249	878	70
MMNSFB-K-14-L	144	70
MMNSFB-K-14-R	144	70
MMNSFB-K-18-L	176	70
MMNSFB-K-18-R	176	70
MMNSFB-K-21-L	200	70
MMNSFB-K-21-R	200	70
MMNSFB-K-24-L	218	70
MMNSFB-K-24-R	218	70
MMNSFBSSK-149-L	451	70
MMNSFBSSK-149-R	451	70
MMNSFBSSK-189-L	594	70
MMNSFBSSK-189-R	594	70
MMNSFBSSK-249-L	767	70
MMNSFBSSK-249-R	767	70
MMNSU-1	37	67
MMNSU-10	296	67
MMNSU-12	365	67
MMNSU-2	60	67
MMNSU-3	96	67
MMNSU-4	114	67
MMNSU-5	143	67
MMNSU-6	175	67
MMNSU-7	202	67
MMNSU-8	235	67
MMNSU-9	267	67
MMNSU/A-1	37	67
MMNSU/A-10	296	67
MMNSU/A-12	365	67
MMNSU/A-14	424	67
MMNSU/A-16	483	67
MMNSU/A-2	60	67
MMNSU/A-3	96	67
MMNSU/A-4	114	67
MMNSU/A-5	143	67
MMNSU/A-6	175	67
MMNSU/A-7	202	67
MMNSU/A-8	235	67
MMNSU/A-9	267	67
MMNSUSS-1	114	67
MMNSUSS-10	1026	67
MMNSUSS-12	1231	67
MMNSUSS-2	206	67
MMNSUSS-3	314	67
MMNSUSS-4	413	67
MMNSUSS-5	520	67
MMNSUSS-6	614	67
MMNSUSS-7	717	67
MMNSUSS-8	820	67
MMNSUSS-9	923	67
MMT3030G	2927	206
MMT3030S	3266	206
MMT3036G	2995	206
MMT3036S	3363	206
MMU-1	31	67
MMU-10	275	67
MMU-12	339	67
MMU-14	397	67
MMU-16	451	67
MMU-2	58	67
MMU-3	91	67
MMU-4	106	67
MMU-5	134	67
MMU-6	160	67
MMU-7	190	67
MMU-8	218	67
MMU-9	245	67
MMU/A-1	31	67
MMU/A-10	275	67
MMU/A-12	339	67
MMU/A-14	397	67
MMU/A-16	451	67
MMU/A-2	58	67
MMU/A-3	91	67
MMU/A-4	106	67
MMU/A-5	134	67
MMU/A-6	160	67
MMU/A-7	190	67
MMU/A-8	218	67
MMU/A-9	245	67
MMUSS-1	108	67
MMUSS-10	974	67
MMUSS-12	1171	67
MMUSS-2	197	67
MMUSS-3	296	67
MMUSS-4	394	67
MMUSS-5	496	67
MMUSS-6	590	67
MMUSS-7	687	67
MMUSS-8	783	67
MMUSS-9	878	67
MMXB-48	30	69
MMXB-60	37	69
MMXB-72	42	69
MMXB-84	48	69
MMXB-N-48	81	69
MMXB-N-60	96	69
MMXB-N-72	114	69
MMXB-N-84	133	69
MOS1260C	1659	211
MOS1260L	1463	211
MOS1260R	1463	211
MOS1272C	1853	211
MOS1272L	1656	211
MOS1272R	1656	211
MOS1284C	1985	211
MOS1284L	1791	211
MOS1284R	1791	211
MOS1296C	2067	211
MOS1296L	1985	211
MOS1296R	1985	211
MS-C	17	135,171
MS2424	1145	205
MS2424S	1391	205
MS3024	1195	205
MS3024S	1461	205
MS3030	1330	205
MS3030S	1655	205
MS3036	1365	205
MS3036S	1683	205
MS3636	1432	205
MS3636S	1762	205
MSC1436	1288	44
MSC1448	1647	44
MSC2436	1337	44
MSC2448	1708	44
MT2448B	1203	199
MT2448GT	1069	199
MT2448S	1447	199
MT2448ST	1363	199
MT2460B	1351	199
MT2460GT	1183	199
MT2460S	1643	199
MT2460ST	1527	199
MT2472B	1497	199
MT2472GT	1297	199
MT2472S	1834	199
MT2472ST	1697	199
MT2496B	2123	199
MT2496GT	1861	199
MT2496S	2562	199
MT2496ST	2122	199
MT3048B	1329	199
MT3048B-BS	2539	199
MT3048GT	1200	199
MT3048GT-BS	2438	199
MT3048S	1643	199
MT3048S-BS	3265	199
MT3048ST	1561	199
MT3048ST-BS	3097	199
MT3060B	1510	199
MT3060B-BS	2655	199
MT3060GT	1349	199
MT3060GT-BS	2483	199
MT3060S	1884	199
MT3060S-BS	3437	199
MT3060ST	1780	199
MT3060ST-BS	3260	199
MT3072B	1689	199
MT3072B-BS	3192	199
MT3072GT	1492	199
MT3072GT-BS	2984	199
MT3072S	2124	199
MT3072S-BS	3929	199
MT3072ST	1991	199
MT3072ST-BS	3828	199
MT3096B	2420	199
MT3096B-BS	4366	199
MT3096GT	2151	199
MT3096GT-BS	4090	199
MT3096S	2961	199
MT3096S-BS	5199	199
MT3096ST	2783	199
MT3096ST-BS	4925	199
MUK18-C	594	57
MUK18-C86	615	57
MUK18-E	991	57
MUK18-E86	1006	57
MUK18-Z	535	57
MUK18-Z86	556	57
MUK21-C	609	57
MUK21-C86	633	57
MUK21-E	1005	57
MUK21-E86	1033	57
MUK21-Z	553	57
MUK21-Z86	576	57
MUK24-C	618	57
MUK24-C86	643	57
MUK24-E	1019	57
MUK24-E86	1057	57
MUK24-Z	559	57
MUK24-Z86	584	57
MUK30-C	633	57
MUK30-C86	659	57
MUK30-E	1049	57
MUK30-E86	1085	57
MUK30-Z	571	57
MUK30-Z86	594	57
MUK36-C	661	57
MUK36-C86	691	57
MUK36-E	1078	57
MUK36-E86	1112	57
MUK36-Z	583	57
MUK36-Z86	603	57
MWS0710-PS	660	89
MWS0710-SPS	660	89
MWS0912-PS	660	89
MWS0912-SPS	660	89
MWS1824	660	96
MWS2424	753	96
MWS2436C	724	135
MWS2436S	1610	135
MWS2436WT	900	135
MWS2436WT-S	2145	135
MWS2448C	767	135
MWS2448S	1716	135
MWS2448WT	970	135
MWS2448WT-S	2315	135
NDR182412-A	320	39
NDR183612-A	370	39
NDR184812-A	413	39
NDR202412-A	320	39
NDR203612-A	370	39
NDR204812-A	413	39
NDR242412-A	380	39
NDR243612-A	423	39
NDR244812-A	492	39
NTD3	3535	213
NTD3L	3730	213
OAC2436T-1C-1W	1239	138,177
OAC2436T-1H-1W	1239	138,177
OAC2436T-2C	1239	138,177
OAC2436T-2H	1239	138,177
OAC2436T-2W	1239	138,177
OAC2448T-1C-1W	1426	138,177
OAC2448T-1H-1W	1426	138,177
OAC2448T-2C	1426	138,177
OAC2448T-2H	1426	138,177
OAC2448T-2W	1426	138,177
OAC2460T-1C-1W	1615	138,177
OAC2460T-1H-1W	1615	138,177
OAC2460T-2C	1615	138,177
OAC2460T-2H	1615	138,177
OAC2460T-2W	1615	138,177
OAC3036T-1C-1W	1317	138,177
OAC3036T-1H-1W	1317	138,177
OAC3036T-2C	1317	138,177
OAC3036T-2H	1317	138,177
OAC3036T-2W	1317	138,177
OAC3048T-1C-1W	1554	138,177
OAC3048T-1H-1W	1554	138,177
OAC3048T-2C	1554	138,177
OAC3048T-2H	1554	138,177
OAC3048T-2W	1554	138,177

ALPHANUMERIC PRICE INDEX

Part Number	List Price	Page No.
OAC3060T-1C-1W	1765	138,177
OAC3060T-1H-1W	1765	138,177
OAC3060T-2C	1765	138,177
OAC3060T-2H	1765	138,177
OAC3060T-2W	1765	138,177
OAC3636T-1C-1W	1609	138,177
OAC3636T-1H-1W	1609	138,177
OAC3636T-2C	1609	138,177
OAC3636T-2H	1609	138,177
OAC3636T-2W	1609	138,177
OAC3648T-1C-1W	1840	138,177
OAC3648T-1H-1W	1840	138,177
OAC3648T-2C	1840	138,177
OAC3648T-2H	1840	138,177
OAC3648T-2W	1840	138,177
OAC3660T-1C-1W	2009	138,177
OAC3660T-1H-1W	2009	138,177
OAC3660T-2C	2009	138,177
OAC3660T-2H	2009	138,177
OAC3660T-2W	2009	138,177
OAEP2436T-1C-1W	2701	139
OAEP2436T-1H-1W	2701	139
OAEP2436T-2C	2701	139
OAEP2436T-2H	2701	139
OAEP2436T-2W	2701	139
OAEP2448T-1C-1W	3076	139
OAEP2448T-1H-1W	3076	139
OAEP2448T-2C	3076	139
OAEP2448T-2H	3076	139
OAEP2448T-2W	3076	139
OAEP2460T-1C-1W	3711	139
OAEP2460T-1H-1W	3711	139
OAEP2460T-2C	3711	139
OAEP2460T-2H	3711	139
OAEP2460T-2W	3711	139
OAEP3036T-1C-1W	3200	139
OAEP3036T-1H-1W	3200	139
OAEP3036T-2C	3200	139
OAEP3036T-2H	3200	139
OAEP3036T-2W	3200	139
OAEP3048T-1C-1W	3680	139
OAEP3048T-1H-1W	3680	139
OAEP3048T-2C	3680	139
OAEP3048T-2H	3680	139
OAEP3048T-2W	3680	139
OAEP3060T-1C-1W	4120	139
OAEP3060T-1H-1W	4120	139
OAEP3060T-2C	4120	139
OAEP3060T-2H	4120	139
OAEP3060T-2W	4120	139
OAEP3636T-1C-1W	3488	139
OAEP3636T-1H-1W	3488	139
OAEP3636T-2C	3488	139
OAEP3636T-2H	3488	139
OAEP3636T-2W	3488	139
OAEP3648T-1C-1W	4068	139
OAEP3648T-1H-1W	4068	139
OAEP3648T-2C	4068	139
OAEP3648T-2H	4068	139
OAEP3648T-2W	4068	139
OAEP3660T-1C-1W	4712	139
OAEP3660T-1H-1W	4712	139
OAEP3660T-2C	4712	139
OAEP3660T-2H	4712	139
OAEP3660T-2W	4712	139
OAP2436T-1C-1W	2475	139
OAP2436T-1H-1W	2475	139
OAP2436T-2C	2475	139
OAP2436T-2H	2475	139
OAP2436T-2W	2475	139
OAP2448T-1C-1W	2866	139
OAP2448T-1H-1W	2866	139
OAP2448T-2C	2866	139
OAP2448T-2H	2866	139
OAP2448T-2W	2866	139
OAP2460T-1C-1W	3262	139
OAP2460T-1H-1W	3262	139
OAP2460T-2C	3262	139
OAP2460T-2H	3262	139
OAP2460T-2W	3262	139
OAP3036T-1C-1W	2775	139
OAP3036T-1H-1W	2775	139
OAP3036T-2C	2775	139
OAP3036T-2H	2775	139
OAP3036T-2W	2775	139
OAP3048T-1C-1W	3137	139
OAP3048T-1H-1W	3137	139
OAP3048T-2C	3137	139
OAP3048T-2H	3137	139
OAP3048T-2W	3137	139
OAP3060T-1C-1W	3553	139
OAP3060T-1H-1W	3553	139
OAP3060T-2C	3553	139
OAP3060T-2H	3553	139
OAP3060T-2W	3553	139
OAP3636T-1C-1W	3060	139
OAP3636T-1H-1W	3060	139
OAP3636T-2C	3060	139
OAP3636T-2H	3060	139
OAP3636T-2W	3060	139
OAP3648T-1C-1W	3554	139
OAP3648T-1H-1W	3554	139
OAP3648T-2C	3554	139
OAP3648T-2H	3554	139
OAP3648T-2W	3554	139
OAP3660T-1C-1W	4038	139
OAP3660T-1H-1W	4038	139
OAP3660T-2C	4038	139
OAP3660T-2H	4038	139
OAP3660T-2W	4038	139
OAPEP2436T-1C-1W	3038	139
OAPEP2436T-1H-1W	3038	139
OAPEP2436T-2C	3038	139
OAPEP2436T-2H	3038	139
OAPEP2436T-2W	3038	139
OAPEP2448T-1C-1W	3505	139
OAPEP2448T-1H-1W	3505	139
OAPEP2448T-2C	3505	139
OAPEP2448T-2H	3505	139
OAPEP2448T-2W	3505	139
OAPEP2460T-1C-1W	4134	139
OAPEP2460T-1H-1W	4134	139
OAPEP2460T-2C	4134	139
OAPEP2460T-2H	4134	139
OAPEP2460T-2W	4134	139
OAPEP3036T-1C-1W	3622	139
OAPEP3036T-1H-1W	3622	139
OAPEP3036T-2C	3622	139
OAPEP3036T-2H	3622	139
OAPEP3036T-2W	3622	139
OAPEP3048T-1C-1W	4109	139
OAPEP3048T-1H-1W	4109	139
OAPEP3048T-2C	4109	139
OAPEP3048T-2H	4109	139
OAPEP3048T-2W	4109	139
OAPEP3060T-1C-1W	4546	139
OAPEP3060T-1H-1W	4546	139
OAPEP3060T-2C	4546	139
OAPEP3060T-2H	4546	139
OAPEP3060T-2W	4546	139
OAPEP3636T-1C-1W	3808	139
OAPEP3636T-1H-1W	3808	139
OAPEP3636T-2C	3808	139
OAPEP3636T-2H	3808	139
OAPEP3636T-2W	3808	139
OAPEP3648T-1C-1W	4439	139
OAPEP3648T-1H-1W	4439	139
OAPEP3648T-2C	4439	139
OAPEP3648T-2H	4439	139
OAPEP3648T-2W	4439	139
OAPEP3660T-1C-1W	5147	139
OAPEP3660T-1H-1W	5147	139
OAPEP3660T-2C	5147	139
OAPEP3660T-2H	5147	139
OAPEP3660T-2W	5147	139
OAS2436T-1C-1W	2153	138,177
OAS2436T-1H-1W	2153	138,177
OAS2436T-2C	2153	138,177
OAS2436T-2H	2153	138,177
OAS2436T-2W	2153	138,177
OAS2448T-1C-1W	2463	138,177
OAS2448T-1H-1W	2463	138,177
OAS2448T-2C	2463	138,177
OAS2448T-2H	2463	138,177
OAS2448T-2W	2463	138,177
OAS2460T-1C-1W	2857	138,177
OAS2460T-1H-1W	2857	138,177
OAS2460T-2C	2857	138,177
OAS2460T-2H	2857	138,177
OAS2460T-2W	2857	138,177
OAS3036T-1C-1W	2372	138,177
OAS3036T-1H-1W	2372	138,177
OAS3036T-2C	2372	138,177
OAS3036T-2H	2372	138,177
OAS3036T-2W	2372	138,177
OAS3048T-1C-1W	2732	138,177
OAS3048T-1H-1W	2732	138,177
OAS3048T-2C	2732	138,177
OAS3048T-2H	2732	138,177
OAS3048T-2W	2732	138,177
OAS3060T-1C-1W	3146	138,177
OAS3060T-1H-1W	3146	138,177
OAS3060T-2C	3146	138,177
OAS3060T-2H	3146	138,177
OAS3060T-2W	3146	138,177
OAS3636T-1C-1W	2655	138,177
OAS3636T-1H-1W	2655	138,177
OAS3636T-2C	2655	138,177
OAS3636T-2H	2655	138,177
OAS3636T-2W	2655	138,177
OAS3648T-1C-1W	3149	138,177
OAS3648T-1H-1W	3149	138,177
OAS3648T-2C	3149	138,177
OAS3648T-2H	3149	138,177
OAS3648T-2W	3149	138,177
OAS3660T-1C-1W	3635	138,177
OAS3660T-1H-1W	3635	138,177
OAS3660T-2C	3635	138,177
OAS3660T-2H	3635	138,177
OAS3660T-2W	3635	138,177
OB24120SE	5160	201
OB24120SE-BS	5247	203
OB2436SE	3214	201
OB2436SE-BS	3252	203
OB2448SE	3338	201
OB2448SE-BS	3372	203
OB2460SE	3572	201
OB2460SE-BS	3615	203
OB2472SE	3808	201
OB2472SE-BS	3861	203
OB2484SE	4143	201
OB2484SE-BS	4203	203
OB2496SE	4352	201
OB2496SE-BS	4420	203
OB30120SE	5486	201
OB30120SE-BS	5573	203
OB3036SE	3395	201
OB3036SE-BS	3534	203
OB3048SE	3513	201
OB3048SE-BS	3546	203
OB3060SE	3777	201
OB3060SE-BS	3959	203
OB3072SE	4046	201
OB3072SE-BS	4095	203
OB3084SE	4322	201
OB3084SE-BS	4380	203
OB3096SE	4770	201
OB3096SE-BS	4838	203
OCC2424S	3284	159
OCC2448S	3958	159
OHT-10	1152	57
OHT-11	1239	57
OHT-12	1327	57
OHT-13	1406	57
OHT-14	1488	57
OHT-15	1808	57
OHT-16	1896	57
OHT-17	1983	57
OHT-18	2067	57
OHT-19	2151	57
OHT-20	2237	57
OHT-21	2317	57
OHT-6	583	57
OHT-7	651	57
OHT-8	976	57
OHT-9	1061	57
OLH-C	18	36,128, 161
OLH-EP	29	128,161
OLH-S	25	128,161
OS10108-14/3	1814	210
OS10108-16/3	1637	210
OS10108-16/4	1251	210
OS10120-14/3	1978	210
OS10120-16/3	1773	210
OS10120-16/4	1297	210
OS10132-14/3	2098	210
OS10132-16/3	1885	210
OS10132-16/4	1357	210
OS10144-14/3	2201	210
OS10144-16/3	1982	210
OS10144-16/4	1406	210
OS1036-14/3	1045	210
OS1036-16/3	945	210
OS1036-16/4	780	210
OS1048-14/3	1147	210
OS1048-16/3	1033	210
OS1048-16/4	832	210
OS1060-14/3	1260	210
OS1060-16/3	1134	210
OS1060-16/4	882	210
OS1072-14/3	1372	210
OS1072-16/3	1238	210
OS1072-16/4	945	210
OS1084-14/3	1482	210
OS1084-16/3	1335	210

100 Industrial Boulevard, Clayton, DE 19938-8903 U.S.A.
Phone: 302-653-3000. Fax: 302-653-2065
http://www.eaglemhc.com

EAGLE MHC Division
Material Handling, Healthcare & Cleanroom Equipment

Part Number	List Price	Page No.
OS1084-16/4	999	210
OS1096-14/3	1768	210
OS1096-16/3	1590	210
OS1096-16/4	1220	210
OS12108-14/3	2020	210
OS12108-16/3	1814	210
OS12108-16/4	1378	210
OS12120-14/3	2120	210
OS12120-16/3	1908	210
OS12120-16/4	1426	210
OS12132-14/3	2266	210
OS12132-16/3	2038	210
OS12132-16/4	1508	210
OS12144-14/3	2367	210
OS12144-16/3	2130	210
OS12144-16/4	1555	210
OS1236-14/3	1095	210
OS1236-16/3	986	210
OS1236-16/4	827	210
OS1248-14/3	1202	210
OS1248-16/3	1083	210
OS1248-16/4	876	210
OS1260-14/3	1316	210
OS1260-16/3	1185	210
OS1260-16/4	934	210
OS1272-14/3	1442	210
OS1272-16/3	1297	210
OS1272-16/4	1001	210
OS1284-14/3	1561	210
OS1284-16/3	1401	210
OS1284-16/4	1063	210
OS1296-14/3	1881	210
OS1296-16/3	1690	210
OS1296-16/4	1297	210
OSCC2436	2283	159
OSCC2448	2429	159
OUR-1830-2/W	1396	170
OUR-2630-2/W	1341	170
OUS18	166	53
OUS21	168	53
OUS24	178	53
P14-BL	20	23,62
P14-C	19	8,23
P14-E	22	8
P14-R	20	23,62
P14-S	43	8
P14-V	20	8
P14-VG	20	8
P14-W	20	23,62
P14-Z	18	8,23
P18-C	22	8
P18-E	30	8
P18-S	61	8
P18-V	23	8
P18-VG	23	8
P18-Z	20	8
P1916	3372	236
P1916FE	4514	236
P33-BL	25	23,62
P33-C	23	8,23
P33-E	31	8
P33-EPS	88	129
P33-R	25	23,62
P33-S	71	8
P33-V	25	8
P33-VG	25	8
P33-W	25	23,62
P33-Z	22	8,23
P54-BL	31	23,62
P54-C	30	8,23
P54-E	33	8
P54-EPS	117	129
P54-R	31	23,62
P54-S	81	8
P54-V	31	8
P54-VG	31	8
P54-W	31	23,62
P54-Z	28	8,23
P63-BL	33	23,62
P63-C	31	8,23
P63-E	38	8
P63-EPS	127	129
P63-R	33	23,62
P63-S	88	8
P63-V	33	8
P63-VG	33	8
P63-W	33	23,62
P63-Z	30	8,23
P7-BL	18	23,62
P7-C	17	8,23
P7-E	20	8
P7-R	18	23,62
P7-S	41	8
P7-V	18	8
P7-VG	18	8
P7-W	18	23,62
P7-Z	15	8,23
P74-BL	37	23,62
P74-C	35	8,23
P74-E	41	8
P74-EPS	143	129
P74-R	37	23,62
P74-S	100	8
P74-V	37	8
P74-VG	37	8
P74-W	37	23,62
P74-Z	31	8,23
P86-BL	43	23,62
P86-C	42	8,23
P86-E	47	8
P86-EPS	156	129
P86-R	43	23,62
P86-S	114	8
P86-V	43	8
P86-VG	43	8
P86-W	43	23,62
P86-Z	39	8,23
P96-C	48	8
P96-S	128	8
PBH	52	91
PC2448-C	1478	154
PC2460-C	1720	154
PCH2448-C	1762	154
PCH2460-C	1932	154
PCPL5-250	1932	10
PCPS5-250	1932	10
PCRB1836	2213	131
PCRB1836EP	2753	131
PCRB1848	2330	131
PCRB1848EP	2900	131
PCRB1860	2471	131
PCRB1860EP	3191	131
PCRB1872	2667	131
PCRB1872EP	3444	131
PD3622	402	38
PD4822	483	38
PD4836	534	38
PD6022	558	38
PDWB14C	94	97
PDWB14S	297	97
PDWB14VG	94	97
PDWB18C	98	97
PDWB18S	304	97
PDWB18VG	98	97
PDWB21C	101	97
PDWB21S	319	97
PDWB21VG	101	97
PDWB24C	104	97
PDWB24S	324	97
PDWB24VG	104	97
PF1824-C	156	36
PF1824-E	185	36
PF1824-Z	148	36
PF1830-C	157	36
PF1830-E	189	36
PF1830-Z	151	36
PF1836-C	159	36
PF1836-E	194	36
PF1836-Z	154	36
PF2124-C	168	36
PF2124-E	199	36
PF2124-Z	156	36
PF2130-C	175	36
PF2130-E	201	36
PF2130-Z	158	36
PF2136-C	177	36
PF2136-E	203	36
PF2136-Z	160	36
PF2424-C	176	36
PF2424-E	211	36
PF2424-Z	160	36
PF2430-C	180	36
PF2430-E	213	36
PF2430-Z	165	36
PF2436-C	182	36
PF2436-E	216	36
PF2436-Z	167	36
PH14-C	37	55
PH14-S	98	55
PH18-C	41	55
PH18-S	112	55
PH21-C	42	55
PH21-S	123	55
PH24-C	42	55
PH24-S	132	55
PH30-C	53	55
PH30-S	144	55
PH36-C	60	55
PH36-S	154	55
PH3RD	71	91
PHS-A-C	8306	228
PHS-A-C-LB	9138	228
PHS-A-H	9851	228
PHS-A-H-LB	10837	228
PHS-S-C	6927	228
PHS-S-C-LB	7758	228
PHS-S-H	8553	228
PHS-S-H-LB	8689	228
PHS-S3-C	7152	228
PHS-S3-C-LB	7866	228
PHS-S3-H	9003	228
PHS-S3-H-LB	10233	228
PHS-SUPCRT-A	7082	228
PHSE-S-C	7082	228
PHSE-S-H	7082	228
PLASTIC SPLIT SLEEVES	5	47
POST CAP	1	47
POST CLAMP	8	47
PR12VU	65	90
PR14B	142	90
PR18B	155	90
PR21B	159	90
PR24B	205	90
PR30VU	106	90
PR45VU	132	90
PRT108-C	245	208
PRT120-C	254	208
PRT132-C	274	208
PRT144-C	298	208
PRT30-C	100	208
PRT36-C	117	208
PRT48-C	130	208
PRT60-C	153	208
PRT72-C	177	208
PRT84-C	206	208
PRT96-C	242	208
PS2408	241	198
PS3612	262	198
PS4816	272	198
PS6020	338	198
PW14C	70	97
PW14S	199	97
PW14VG	70	97
PW33C	88	97
PW33S	319	97
PW33VG	88	97
PW54C	111	97
PW54S	324	97
PW54VG	111	97
PW63C	113	97
PW63S	331	97
PW63VG	113	97
PWB14C	60	97
PWB14S	196	97
PWB14VG	60	97
PWB18C	61	97
PWB18S	199	97
PWB18VG	61	97
PWB21C	62	97
PWB21S	211	97
PWB21VG	62	97
PWB24C	66	97
PWB24S	217	97
PWB24VG	66	97
PWE14-1C	251	96
PWE14-1S	698	96
PWE14-1VG	251	96
PWE14-2C	404	96
PWE14-2S	1238	96
PWE14-2VG	404	96
PWE14-3C	560	96
PWE14-3S	1590	96
PWE14-3VG	560	96
PWE14-4C	676	96
PWE14-4S	1951	96
PWE14-4VG	676	96
PWE18-1C	253	96
PWE18-1S	719	96
PWE18-1VG	253	96
PWE18-2C	404	96
PWE18-2S	1291	96
PWE18-2VG	404	96
PWE18-3C	562	96
PWE18-3S	1665	96
PWE18-3VG	562	96
PWE18-4C	680	96

ALPHANUMERIC PRICE INDEX

Part Number	List Price	Page No.
PWE18-4S	2052	96
PWE18-4VG	680	96
PWE21-1C	256	96
PWE21-1S	726	96
PWE21-1VG	256	96
PWE21-2C	416	96
PWE21-2S	1299	96
PWE21-2VG	416	96
PWE21-3C	582	96
PWE21-3S	1676	96
PWE21-3VG	582	96
PWE21-4C	708	96
PWE21-4S	2052	96
PWE21-4VG	708	96
PWE24-1C	256	96
PWE24-1S	740	96
PWE24-1VG	256	96
PWE24-2C	422	96
PWE24-2S	1328	96
PWE24-2VG	422	96
PWE24-3C	589	96
PWE24-3S	1716	96
PWE24-3VG	589	96
PWE24-4C	714	96
PWE24-4S	2120	96
PWE24-4VG	714	96
PWM14-1C	160	96
PWM14-1S	449	96
PWM14-1VG	160	96
PWM14-2C	273	96
PWM14-2S	814	96
PWM14-2VG	273	96
PWM14-3C	385	96
PWM14-3S	1085	96
PWM14-3VG	385	96
PWM14-4C	477	96
PWM14-4S	1359	96
PWM14-4VG	477	96
PWM18-1C	163	96
PWM18-1S	463	96
PWM18-1VG	163	96
PWM18-2C	274	96
PWM18-2S	847	96
PWM18-2VG	274	96
PWM18-3C	390	96
PWM18-3S	1124	96
PWM18-3VG	390	96
PWM18-4C	481	96
PWM18-4S	1309	96
PWM18-4VG	481	96
PWM21-1C	168	96
PWM21-1S	471	96
PWM21-1VG	168	96
PWM21-2C	292	96
PWM21-2S	856	96
PWM21-2VG	292	96
PWM21-3C	410	96
PWM21-3S	1140	96
PWM21-3VG	410	96
PWM21-4C	512	96
PWM21-4S	1404	96
PWM21-4VG	512	96
PWM24-1C	171	96
PWM24-1S	475	96
PWM24-1VG	171	96
PWM24-2C	292	96
PWM24-2S	859	96
PWM24-2VG	292	96
PWM24-3C	413	96
PWM24-3S	1154	96
PWM24-3VG	413	96
PWM24-4C	514	96
PWM24-4S	1455	96
PWM24-4VG	514	96
PWTFT-1215	12941	267
QA1424C	124	11
QA1424E	137	11
QA1424S	354	11
QA1424V	120	11
QA1424VG	120	11
QA1424Z	113	11
QA1430C	128	11
QA1430E	141	11
QA1430S	359	11
QA1430V	126	11
QA1430VG	126	11
QA1430Z	120	11
QA1436C	131	11,43
QA1436E	146	11,43
QA1436S	360	11,43
QA1436V	133	11
QA1436VG	133	11
QA1436Z	123	11
QA1442C	144	11
QA1442E	159	11
QA1442S	430	11
QA1442V	151	11
QA1442VG	151	11
QA1442Z	131	11
QA1448C	148	11,43
QA1448E	167	11,43
QA1448S	431	11,43
QA1448V	154	11
QA1448VG	154	11
QA1448Z	137	11
QA1454C	154	11
QA1454E	175	11
QA1454S	528	11
QA1454V	156	11
QA1454VG	156	11
QA1454Z	146	11
QA1460C	159	11,43
QA1460E	181	11,43
QA1460S	540	11,43
QA1460V	175	11
QA1460VG	175	11
QA1460Z	154	11
QA1472C	181	11
QA1472E	200	11
QA1472S	604	11
QA1472V	185	11
QA1472VG	185	11
QA1472Z	173	11
QA1824C	131	11
QA1824E	154	11
QA1824S	426	11
QA1824V	130	11
QA1824VG	130	11
QA1824Z	130	11
QA1830C	135	11
QA1830E	155	11
QA1830S	430	11
QA1830V	143	11
QA1830VG	143	11
QA1830Z	132	11
QA1836C	138	11
QA1836E	158	11
QA1836S	433	11
QA1836V	152	11
QA1836VG	152	11
QA1836Z	137	11
QA1842C	154	11
QA1842E	181	11
QA1842S	504	11
QA1842V	160	11
QA1842VG	160	11
QA1842Z	148	11
QA1848C	156	11
QA1848E	185	11
QA1848S	512	11
QA1848V	175	11
QA1848VG	175	11
QA1848Z	154	11
QA1854C	175	11
QA1854E	203	11
QA1854S	632	11
QA1854V	185	11
QA1854VG	185	11
QA1854Z	167	11
QA1860C	178	11
QA1860E	212	11
QA1860S	640	11
QA1860V	194	11
QA1860VG	194	11
QA1860Z	173	11
QA1872C	201	11
QA1872E	234	11
QA1872S	752	11
QA1872V	225	11
QA1872VG	225	11
QA1872Z	194	11
QA2124C	148	11
QA2124E	167	11
QA2124S	483	11
QA2124V	141	11
QA2124VG	141	11
QA2124Z	138	11
QA2130C	154	11
QA2130E	173	11
QA2130S	492	11
QA2130V	154	11
QA2130VG	154	11
QA2130Z	141	11
QA2136C	155	11
QA2136E	176	11
QA2136S	496	11
QA2136V	167	11
QA2136VG	167	11
QA2136Z	146	11
QA2142C	168	11
QA2142E	194	11
QA2142S	561	11
QA2142V	178	11
QA2142VG	178	11
QA2142Z	156	11
QA2148C	175	11
QA2148E	196	11
QA2148S	565	11
QA2148V	185	11
QA2148VG	185	11
QA2148Z	159	11
QA2154C	191	11
QA2154E	220	11
QA2154S	732	11
QA2154V	199	11
QA2154VG	199	11
QA2154Z	185	11
QA2160C	195	11
QA2160E	227	11
QA2160S	737	11
QA2160V	201	11
QA2160VG	201	11
QA2160Z	186	11
QA2172C	228	11
QA2172E	267	11
QA2172S	866	11
QA2172V	244	11
QA2172VG	244	11
QA2172Z	219	11
QA2424C	154	11
QA2424E	180	11
QA2424S	523	11
QA2424V	155	11
QA2424VG	155	11
QA2424Z	146	11
QA2430C	156	11
QA2430E	182	11
QA2430S	525	11
QA2430V	167	11
QA2430VG	167	11
QA2430Z	151	11
QA2436C	159	11,43
QA2436E	186	11,43
QA2436S	531	11,43
QA2436V	176	11
QA2436VG	176	11
QA2436Z	154	11
QA2442C	182	11
QA2442E	214	11
QA2442S	629	11
QA2442V	189	11
QA2442VG	189	11
QA2442Z	173	11
QA2448C	186	11,43
QA2448E	219	11,43
QA2448S	631	11,43
QA2448V	202	11
QA2448VG	202	11
QA2448Z	176	11
QA2454C	211	11
QA2454E	245	11
QA2454S	762	11
QA2454V	222	11
QA2454VG	222	11
QA2454Z	200	11
QA2460C	213	11,43
QA2460E	251	11,43
QA2460S	768	11,43
QA2460V	234	11
QA2460VG	234	11
QA2460Z	202	11
QA2472C	244	11
QA2472E	286	11
QA2472S	947	11
QA2472V	272	11
QA2472VG	272	11
QA2472Z	230	11
QAR1424C	131	12
QAR1424E	146	12
QAR1424S	375	12
QAR1424V	127	12
QAR1424VG	127	12
QAR1424Z	123	12
QAR1436C	139	12
QAR1436E	155	12
QAR1436S	382	12

100 Industrial Boulevard, Clayton, DE 19938-8903 U.S.A.
Phone: 302-653-3000. Fax: 302-653-2065
http://www.eaglemhc.com

EAGLE MHC Division
Material Handling, Healthcare & Cleanroom Equipment

Part Number	List Price	Page No.
QAR1436V	143	12
QAR1436VG	143	12
QAR1436Z	130	12
QAR1448C	156	12
QAR1448E	180	12
QAR1448S	459	12
QAR1448V	160	12
QAR1448VG	160	12
QAR1448Z	139	12
QAR1824C	138	12
QAR1824E	160	12
QAR1824S	453	12
QAR1824V	141	12
QAR1824VG	141	12
QAR1824Z	137	12
QAR1836C	148	12
QAR1836E	168	12
QAR1836S	463	12
QAR1836V	158	12
QAR1836VG	158	12
QAR1836Z	146	12
QAR1848C	166	12
QAR1848E	196	12
QAR1848S	543	12
QAR1848V	184	12
QAR1848VG	184	12
QAR1848Z	160	12
QAR2124C	144	12
QAR2124E	171	12
QAR2124S	467	12
QAR2124V	152	12
QAR2124VG	152	12
QAR2124Z	143	12
QAR2136C	165	12
QAR2136E	185	12
QAR2136S	524	12
QAR2136V	180	12
QAR2136VG	180	12
QAR2136Z	155	12
QAR2148C	184	12
QAR2148E	211	12
QAR2148S	602	12
QAR2148V	196	12
QAR2148VG	196	12
QAR2148Z	173	12
QAR2424C	160	12
QAR2424E	190	12
QAR2424S	557	12
QAR2424V	163	12
QAR2424VG	163	12
QAR2424Z	156	12
QAR2436C	173	12
QAR2436E	197	12
QAR2436S	565	12
QAR2436V	185	12
QAR2436VG	185	12
QAR2436Z	163	12
QAR2448C	197	12
QAR2448E	232	12
QAR2448S	670	12
QAR2448V	218	12
QAR2448VG	218	12
QAR2448Z	185	12
QDR2436-S	459	16
QDR2436-V	338	16
QDR2448-S	501	16
QDR2448-V	352	16
QDR2460-S	552	16
QDR2460-V	371	16
QL18W-1C	41	16
QL18W-1V	42	16
QL18W-4C	42	16
QL18W-4V	43	16
QL21W-1C	43	16
QL21W-1V	44	16
QL21W-4C	45	16
QL21W-4V	47	16
QL24L-1C	44	16
QL24L-1V	45	16
QL24L-4C	45	16
QL24L-4V	47	16
QL24W-1C	44	16
QL24W-1V	45	16
QL24W-4C	45	16
QL24W-4V	47	16
QL30L-1C	53	16
QL30L-1V	55	16
QL30L-4C	59	16
QL30L-4V	60	16
QL36L-1C	62	16
QL36L-1V	63	16
QL36L-4C	70	16
QL36L-4V	71	16
QL42L-1C	65	16
QL42L-1V	66	16
QL42L-4C	71	16
QL42L-4V	72	16
QL48L-1C	66	16
QL48L-1V	67	16
QL48L-4C	72	16
QL48L-4V	73	16
QL54L-1C	72	16
QL54L-1V	73	16
QL54L-4C	74	16
QL54L-4V	76	16
QL60L-1C	82	16
QL60L-1V	83	16
QL60L-4C	86	16
QL60L-4V	87	16
QL72L-1C	88	16
QL72L-1V	90	16
QL72L-4C	94	16
QL72L-4V	95	16
QPAF-QA1824C	171	14
QPAF-QA1824V	175	14
QPAF-QA1830C	173	14
QPAF-QA1830V	177	14
QPAF-QA1836C	173	14
QPAF-QA1836V	177	14
QPAF-QA1842C	176	14
QPAF-QA1842V	180	14
QPAF-QA1848C	178	14
QPAF-QA1848V	182	14
QPAF-QA1854C	184	14
QPAF-QA1854V	187	14
QPAF-QA1860C	186	14
QPAF-QA1860V	190	14
QPAF-QA1872C	187	14
QPAF-QA1872V	191	14
QPAF-QA2424C	180	14
QPAF-QA2424V	184	14
QPAF-QA2430C	184	14
QPAF-QA2430V	187	14
QPAF-QA2436C	187	14
QPAF-QA2436V	191	14
QPAF-QA2442C	191	14
QPAF-QA2442V	196	14
QPAF-QA2448C	196	14
QPAF-QA2448V	199	14
QPAF-QA2454C	199	14
QPAF-QA2454V	202	14
QPAF-QA2460C	200	14
QPAF-QA2460V	203	14
QPAF-QA2472C	210	14
QPAF-QA2472V	213	14
QPAF-1824C	82	14
QPAF-1824V	83	14
QPAF-1830C	84	14
QPAF-1830V	85	14
QPAF-1836C	86	14
QPAF-1836V	87	14
QPAF-1842C	88	14
QPAF-1842V	90	14
QPAF-1848C	91	14
QPAF-1848V	92	14
QPAF-1854C	92	14
QPAF-1854V	94	14
QPAF-1860C	95	14
QPAF-1860V	96	14
QPAF-1872C	98	14
QPAF-1872V	100	14
QPAF-2424C	92	14
QPAF-2424V	94	14
QPAF-2430C	96	14
QPAF-2430V	98	14
QPAF-2436C	99	14
QPAF-2436V	101	14
QPAF-2442C	101	14
QPAF-2442V	104	14
QPAF-2448C	108	14
QPAF-2448V	112	14
QPAF-2454C	109	14
QPAF-2454V	113	14
QPAF-2460C	109	14
QPAF-2460V	113	14
QPAF-2472C	123	14
QPAF-2472V	126	14
QPB1816C-6	265	14
QPB1816C-9	285	14
QPB1816V-6	272	14
QPB1816V-9	291	14
QPB1822C-6	295	14
QPB1822C-9	316	14
QPB1822V-6	301	14
QPB1822V-9	322	14
QPB2416C-6	276	14
QPB2416C-9	296	14
QPB2416V-6	281	14
QPB2416V-9	302	14
QPB2422C-6	306	14
QPB2422C-9	325	14
QPB2422V-6	314	14
QPB2422V-9	334	14
QPF-1824C-BL	115	13
QPF-1824C-BS	122	13
QPF-1824V-BL	122	13
QPF-1824V-BS	128	13
QPF-1830C-BL	122	13
QPF-1830C-BS	128	13
QPF-1830V-BL	128	13
QPF-1830V-BS	134	13
QPF-1836C-BL	122	13
QPF-1836C-BS	128	13
QPF-1836V-BL	128	13
QPF-1836V-BS	134	13
QPF-1842C-BL	146	13
QPF-1842C-BS	155	13
QPF-1842V-BL	154	13
QPF-1842V-BS	162	13
QPF-1848C-BL	146	13
QPF-1848C-BS	155	13
QPF-1848V-BL	154	13
QPF-1848V-BS	162	13
QPF-1854C-BL	173	13
QPF-1854C-BS	182	13
QPF-1854V-BL	182	13
QPF-1854V-BS	191	13
QPF-1860C-BL	173	13
QPF-1860C-BS	182	13
QPF-1860V-BL	182	13
QPF-1860V-BS	191	13
QPF-1872C-BL	197	13
QPF-1872C-BS	208	13
QPF-1872V-BL	208	13
QPF-1872V-BS	218	13
QPF-2124C-BL	131	13
QPF-2124C-BS	137	13
QPF-2124V-BL	137	13
QPF-2124V-BS	144	13
QPF-2130C-BL	134	13
QPF-2130C-BS	141	13
QPF-2130V-BL	141	13
QPF-2130V-BS	151	13
QPF-2136C-BL	134	13
QPF-2136C-BS	141	13
QPF-2136V-BL	141	13
QPF-2136V-BS	151	13
QPF-2142C-BL	158	13
QPF-2142C-BS	166	13
QPF-2142V-BL	166	13
QPF-2142V-BS	176	13
QPF-2148C-BL	158	13
QPF-2148C-BS	166	13
QPF-2148V-BL	166	13
QPF-2148V-BS	176	13
QPF-2154C-BL	186	13
QPF-2154C-BS	197	13
QPF-2154V-BL	196	13
QPF-2154V-BS	208	13
QPF-2160C-BL	186	13
QPF-2160C-BS	197	13
QPF-2160V-BL	196	13
QPF-2160V-BS	208	13
QPF-2172C-BL	227	13
QPF-2172C-BS	241	13
QPF-2172V-BL	240	13
QPF-2172V-BS	254	13
QPF-2424C-BL	144	13
QPF-2424C-BS	154	13
QPF-2424V-BL	153	13
QPF-2424V-BS	160	13
QPF-2430C-BL	146	13
QPF-2430C-BS	156	13
QPF-2430V-BL	155	13
QPF-2430V-BS	163	13
QPF-2436C-BL	146	13
QPF-2436C-BS	156	13
QPF-2436V-BL	155	13
QPF-2436V-BS	163	13
QPF-2442C-BL	180	13
QPF-2442C-BS	187	13
QPF-2442V-BL	189	13
QPF-2442V-BS	197	13
QPF-2448C-BL	180	13
QPF-2448C-BS	187	13
QPF-2448V-BL	189	13

ALPHANUMERIC PRICE INDEX

Part Number	List Price	Page No.
QPF-2448V-BS	197	13
QPF-2454C-BL	213	13
QPF-2454C-BS	223	13
QPF-2454V-BL	223	13
QPF-2454V-BS	234	13
QPF-2460C-BL	213	13
QPF-2460C-BS	223	13
QPF-2460V-BL	223	13
QPF-2460V-BS	234	13
QPF-2472C-BL	249	13
QPF-2472C-BS	261	13
QPF-2472V-BL	261	13
QPF-2472V-BS	275	13
QPF-QA1824C-BL	135	13
QPF-QA1824C-BS	141	13
QPF-QA1824V-BL	141	13
QPF-QA1824V-BS	152	13
QPF-QA1830C-BL	141	13
QPF-QA1830C-BS	152	13
QPF-QA1830V-BL	152	13
QPF-QA1830V-BS	158	13
QPF-QA1836C-BL	141	13
QPF-QA1836C-BS	152	13
QPF-QA1836V-BL	152	13
QPF-QA1836V-BS	158	13
QPF-QA1842C-BL	173	13
QPF-QA1842C-BS	182	13
QPF-QA1842V-BL	180	13
QPF-QA1842V-BS	191	13
QPF-QA1848C-BL	173	13
QPF-QA1848C-BS	182	13
QPF-QA1848V-BL	180	13
QPF-QA1848V-BS	191	13
QPF-QA1854C-BL	202	13
QPF-QA1854C-BS	214	13
QPF-QA1854V-BL	214	13
QPF-QA1854V-BS	225	13
QPF-QA1860C-BL	202	13
QPF-QA1860C-BS	214	13
QPF-QA1860V-BL	214	13
QPF-QA1860V-BS	225	13
QPF-QA1872C-BL	232	13
QPF-QA1872C-BS	243	13
QPF-QA1872V-BL	243	13
QPF-QA1872V-BS	257	13
QPF-QA2124C-BL	155	13
QPF-QA2124C-BS	160	13
QPF-QA2124V-BL	160	13
QPF-QA2124V-BS	168	13
QPF-QA2130C-BL	158	13
QPF-QA2130C-BS	166	13
QPF-QA2130V-BL	166	13
QPF-QA2130V-BS	176	13
QPF-QA2136C-BL	158	13
QPF-QA2136C-BS	166	13
QPF-QA2136V-BL	166	13
QPF-QA2136V-BS	176	13
QPF-QA2142C-BL	186	13
QPF-QA2142C-BS	196	13
QPF-QA2142V-BL	196	13
QPF-QA2142V-BS	206	13
QPF-QA2148C-BL	186	13
QPF-QA2148C-BS	196	13
QPF-QA2148V-BL	196	13
QPF-QA2148V-BS	206	13
QPF-QA2154C-BL	219	13
QPF-QA2154C-BS	232	13
QPF-QA2154V-BL	231	13
QPF-QA2154V-BS	243	13
QPF-QA2160C-BL	219	13
QPF-QA2160C-BS	232	13
QPF-QA2160V-BL	231	13
QPF-QA2160V-BS	243	13
QPF-QA2172C-BL	266	13
QPF-QA2172C-BS	284	13
QPF-QA2172V-BL	281	13
QPF-QA2172V-BS	297	13
QPF-QA2424C-BL	168	13
QPF-QA2424C-BS	180	13
QPF-QA2424V-BL	178	13
QPF-QA2424V-BS	189	13
QPF-QA2430C-BL	173	13
QPF-QA2430C-BS	184	13
QPF-QA2430V-BL	182	13
QPF-QA2430V-BS	194	13
QPF-QA2436C-BL	173	13
QPF-QA2436C-BS	184	13
QPF-QA2436V-BL	182	13
QPF-QA2436V-BS	194	13
QPF-QA2442C-BL	212	13
QPF-QA2442C-BS	220	13
QPF-QA2442V-BL	222	13
QPF-QA2442V-BS	232	13
QPF-QA2448C-BL	212	13
QPF-QA2448C-BS	220	13
QPF-QA2448V-BL	222	13
QPF-QA2448V-BS	232	13
QPF-QA2454C-BL	251	13
QPF-QA2454C-BS	262	13
QPF-QA2454V-BL	262	13
QPF-QA2454V-BS	276	13
QPF-QA2460C-BL	251	13
QPF-QA2460C-BS	262	13
QPF-QA2460V-BL	262	13
QPF-QA2460V-BS	276	13
QPF-QA2472C-BL	294	13
QPF-QA2472C-BS	309	13
QPF-QA2472V-BL	309	13
QPF-QA2472V-BS	323	13
QPMU1836C-B5-74	1019	15
QPMU1836V-B5-74	857	15
QPMU1848C-B5-74	1160	15
QPMU1848V-B5-74	996	15
QPMU1860C-B5-74	1322	15
QPMU1860V-B5-74	1158	15
QPMU2136C-B5-74	1096	15
QPMU2136V-B5-74	931	15
QPMU2148C-B5-74	1234	15
QPMU2148V-B5-74	1071	15
QPMU2160C-B5-74	1402	15
QPMU2160V-B5-74	1239	15
QPMU2436C-B5-74	1171	15
QPMU2436V-B5-74	1009	15
QPMU2448C-B5-74	1357	15
QPMU2448V-B5-74	1195	15
QPMU2460C-B5-74	1553	15
QPMU2460V-B5-74	1389	15
QPSD18-C	90	16
QPSD18-V	91	16
QPSD21-C	91	16
QPSD21-V	94	16
QPSD24-C	98	16
QPSD24-V	99	16
QPSU1836C-B5-74	974	15
QPSU1836V-B5-74	812	15
QPSU1848C-B5-74	1119	15
QPSU1848V-B5-74	956	15
QPSU1860C-B5-74	1267	15
QPSU1860V-B5-74	1103	15
QPSU2136C-B5-74	1052	15
QPSU2136V-B5-74	888	15
QPSU2148C-B5-74	1184	15
QPSU2148V-B5-74	1019	15
QPSU2160C-B5-74	1341	15
QPSU2160V-B5-74	1177	15
QPSU2436C-B5-74	1122	15
QPSU2436V-B5-74	958	15
QPSU2448C-B5-74	1303	15
QPSU2448V-B5-74	1138	15
QPSU2460C-B5-74	1486	15
QPSU2460V-B5-74	1322	15
QTR24361-S	295	15
QTR24361-V	272	15
QTR24363-S	289	15
QTR24363-V	266	15
QTR24481-S	316	15
QTR24481-V	284	15
QTR24483-S	311	15
QTR24483-V	280	15
QTR24601-S	341	15
QTR24601-V	302	15
QTR24603-S	337	15
QTR24603-V	297	15
R1836Z-13	220	171
R1836Z-7	248	171
R54-C	15	48
R54-S	45	48
R63-C	17	48,154
R63-S	51	48
R74-C	18	48
R74-S	58	48
R86-C	20	48
R86-S	61	48
RETAINING CLAMP	4	47
RH36-C	95	179
RH48-C	99	179
RH60-C	101	179
RM1436BL	86	25
RM1436C	85	25
RM1436R	86	25
RM1436W	86	25
RM1436Z	74	25
RM1448BL	98	25
RM1448C	96	25
RM1448R	98	25
RM1448W	98	25
RM1448Z	87	25
RM1836BL	88	25
RM1836C	87	25
RM1836R	88	25
RM1836W	88	25
RM1836Z	87	25
RM1848BL	106	25
RM1848C	105	25
RM1848R	106	25
RM1848W	106	25
RM1848Z	101	25
RM2136BL	105	25
RM2136C	104	25
RM2136R	105	25
RM2136W	105	25
RM2136Z	96	25
RM2148BL	123	25
RM2148C	122	25
RM2148R	123	25
RM2148W	123	25
RM2148Z	109	25
RM2424BL	104	25
RM2424C	103	25
RM2424R	104	25
RM2424W	104	25
RM2424Z	96	25
RM2436BL	112	25
RM2436C	109	25
RM2436R	112	25
RM2436W	112	25
RM2436Z	103	25
RM2448BL	133	25
RM2448C	132	25
RM2448R	133	25
RM2448W	133	25
RM2448Z	123	25
RS4-63-A1436BL	648	23
RS4-63-A1436C	640	23
RS4-63-A1448BL	689	23
RS4-63-A1448C	683	23
RS4-63-A1836BL	691	23
RS4-63-A1836C	684	23
RS4-63-A1848BL	747	23
RS4-63-A1848C	739	23
RS4-63-A2136BL	710	23
RS4-63-A2136C	703	23
RS4-63-A2148BL	786	23
RS4-63-A2148C	774	23
RS4-63-A2436BL	754	23
RS4-63-A2436C	747	23
RS4-63-A2448BL	860	23
RS4-63-A2448C	853	23
RS4-74-A1436BL	688	23
RS4-74-A1436C	682	23
RS4-74-A1448BL	730	23
RS4-74-A1448C	723	23
RS4-74-A1836BL	733	23
RS4-74-A1836C	728	23
RS4-74-A1848BL	790	23
RS4-74-A1848C	782	23
RS4-74-A2136BL	754	23
RS4-74-A2136C	747	23
RS4-74-A2148BL	825	23
RS4-74-A2148C	817	23
RS4-74-A2436BL	795	23
RS4-74-A2436C	788	23
RS4-74-A2448BL	900	23
RS4-74-A2448C	891	23
S-HOOKS-SK	10	47
S1-3B-SSW1824C	155	94
S1-3B-SSW1830C	173	94
S1-3B-SSW1836C	184	94
S1-3B-SSW1842C	200	94
S1-3B-SSW1848C	211	94
S1-3B-SSW1860C	246	94
S14-20-1-SL	2202	222
S14-20-2-18-SL	4027	222
S14-20-2-18L-SL	3828	222
S14-20-2-18R-SL	3828	222
S14-20-3-18-SL	5314	222
S14-20-3-18L-SL	5049	222
S14-20-3-18R-SL	5049	222
S14-20-3-24-SL	5544	222
S14-20-3-24L-SL	5265	222
S14-20-3-24R-SL	5265	222
S14-28-3-18-SL	6730	222
S16-20-1	1940	222
S16-20-2-18	3546	222
S16-20-2-18L	3370	222
S16-20-2-18R	3370	222

100 Industrial Boulevard, Clayton, DE 19938-8903 U.S.A.
Phone: 302-653-3000. Fax: 302-653-2065
http://www.eaglemhc.com

EAGLE MHC Division
Material Handling, Healthcare & Cleanroom Equipment

Part Number	List Price	Page No.
S16-20-3-18	4675	222
S16-20-3-18L	4442	222
S16-20-3-18R	4442	222
S16-20-3-24	4876	222
S16-20-3-24L	4633	222
S16-20-3-24R	4633	222
S16-28-3-18	5917	222
S1848-WGRT	676	128
S1860-WGRT	776	128
S1872-WGRT	906	128
S2-3B-SSW1824C	235	94
S2-3B-SSW1830C	271	94
S2-3B-SSW1836C	292	94
S2-3B-SSW1842C	331	94
S2-3B-SSW1848C	348	94
S2-3B-SSW1860C	420	94
S2448-CGRN	3373	126
S2448-CGRR	2924	126
S2448-DGRN	5046	126
S2448-DGRR	4575	126
S2448-GRT	1216	127
S2448-SGRN	3373	126
S2448-SGRR	2924	126
S2460-CGRN	3448	126
S2460-CGRR	2983	126
S2460-DGRN	5251	126
S2460-DGRR	4852	126
S2460-GRT	1328	127
S2460-SGRN	3448	126
S2460-SGRR	2983	126
S2472-CGRN	3504	126
S2472-CGRR	3060	126
S2472-DGRN	5481	126
S2472-DGRR	5009	126
S2472-GRT	1470	127
S2472-SGRN	3504	126
S2472-SGRR	3060	126
S2484-CGRN	3756	126
S2484-CGRR	3287	126
S2484-DGRN	5722	126
S2484-DGRR	5253	126
S2484-SGRN	3757	126
S2484-SGRR	3287	126
S3-3B-SSW1824C	316	94
S3-3B-SSW1830C	366	94
S3-3B-SSW1836C	400	94
S3-3B-SSW1842C	460	94
S3-3B-SSW1848C	483	94
S3-3B-SSW1860C	592	94
S3-5B-SSW1824C	343	94
S3-5B-SSW1830C	392	94
S3-5B-SSW1836C	428	94
S3-5B-SSW1842C	488	94
S3-5B-SSW1848C	513	94
S3-5B-SSW1860C	619	94
S4-5B-SSW1824C	422	94
S4-5B-SSW1830C	494	94
S4-5B-SSW1836C	535	94
S4-5B-SSW1842C	618	94
S4-5B-SSW1848C	649	94
S4-5B-SSW1860C	792	94
S4-63-1824C	454	18
S4-63-1824E	539	18
S4-63-1824S	1622	18
S4-63-1824V	471	18
S4-63-1824VG	471	18
S4-63-1824Z	438	18
S4-63-1830C	459	18
S4-63-1830E	556	18
S4-63-1830S	1643	18
S4-63-1830V	497	18
S4-63-1830VG	497	18
S4-63-1830Z	449	18
S4-63-1836C	471	18
S4-63-1836E	571	18
S4-63-1836S	1653	18
S4-63-1836V	513	18
S4-63-1836VG	513	18
S4-63-1836Z	459	18
S4-63-1842C	539	18
S4-63-1842E	655	18
S4-63-1842S	1906	18
S4-63-1842V	581	18
S4-63-1842VG	581	18
S4-63-1842Z	513	18
S4-63-1848C	539	18
S4-63-1848E	655	18
S4-63-1848S	1906	18
S4-63-1848V	581	18
S4-63-1848VG	581	18
S4-63-1848Z	513	18
S4-63-1860C	612	18
S4-63-1860E	751	18
S4-63-1860S	2329	18
S4-63-1860V	682	18
S4-63-1860VG	682	18
S4-63-1860Z	575	18
S4-63-1872C	702	18
S4-63-1872E	845	18
S4-63-1872S	2698	18
S4-63-1872V	760	18
S4-63-1872VG	760	18
S4-63-1872Z	697	18
S4-63-2124C	508	18
S4-63-2124E	592	18
S4-63-2124S	1824	18
S4-63-2124V	517	18
S4-63-2124VG	517	18
S4-63-2124Z	471	18
S4-63-2130C	517	18
S4-63-2130E	602	18
S4-63-2130S	1838	18
S4-63-2130V	543	18
S4-63-2130VG	543	18
S4-63-2130Z	480	18
S4-63-2136C	534	18
S4-63-2136E	629	18
S4-63-2136S	1848	18
S4-63-2136V	556	18
S4-63-2136VG	556	18
S4-63-2136Z	497	18
S4-63-2142C	597	18
S4-63-2142E	708	18
S4-63-2142S	2082	18
S4-63-2142V	629	18
S4-63-2142VG	629	18
S4-63-2142Z	549	18
S4-63-2148C	597	18
S4-63-2148E	708	18
S4-63-2148S	2082	18
S4-63-2148V	629	18
S4-63-2148VG	629	18
S4-63-2148Z	549	18
S4-63-2160C	682	18
S4-63-2160E	801	18
S4-63-2160S	2657	18
S4-63-2160V	729	18
S4-63-2160VG	729	18
S4-63-2160Z	643	18
S4-63-2172C	788	18
S4-63-2172E	951	18
S4-63-2172S	3078	18
S4-63-2172V	856	18
S4-63-2172VG	856	18
S4-63-2172Z	751	18
S4-63-2424C	529	18
S4-63-2424E	639	18
S4-63-2424S	1939	18
S4-63-2424V	549	18
S4-63-2424VG	549	18
S4-63-2424Z	497	18
S4-63-2430C	543	18
S4-63-2430E	651	18
S4-63-2430S	1949	18
S4-63-2430V	575	18
S4-63-2430VG	575	18
S4-63-2430Z	508	18
S4-63-2436C	556	18
S4-63-2436E	660	18
S4-63-2436S	1970	18
S4-63-2436V	587	18
S4-63-2436VG	587	18
S4-63-2436Z	523	18
S4-63-2442C	639	18
S4-63-2442E	776	18
S4-63-2442S	2313	18
S4-63-2442V	682	18
S4-63-2442VG	682	18
S4-63-2442Z	602	18
S4-63-2448C	639	18
S4-63-2448E	776	18
S4-63-2448S	2313	18
S4-63-2448V	682	18
S4-63-2448VG	682	18
S4-63-2448Z	602	18
S4-63-2460C	739	18
S4-63-2460E	891	18
S4-63-2460S	2746	18
S4-63-2460V	801	18
S4-63-2460VG	801	18
S4-63-2460Z	708	18
S4-63-2472C	852	18
S4-63-2472E	1018	18
S4-63-2472S	3337	18
S4-63-2472V	913	18
S4-63-2472VG	913	18
S4-63-2472Z	788	18
S4-74-1824C	466	18
S4-74-1824E	556	18
S4-74-1824S	1670	18
S4-74-1824V	480	18
S4-74-1824VG	480	18
S4-74-1824Z	444	18
S4-74-1830C	471	18
S4-74-1830E	571	18
S4-74-1830S	1690	18
S4-74-1830V	508	18
S4-74-1830VG	508	18
S4-74-1830Z	454	18
S4-74-1836C	480	18
S4-74-1836E	587	18
S4-74-1836S	1701	18
S4-74-1836V	523	18
S4-74-1836VG	523	18
S4-74-1836Z	466	18
S4-74-1842C	549	18
S4-74-1842E	671	18
S4-74-1842S	1954	18
S4-74-1842V	592	18
S4-74-1842VG	592	18
S4-74-1842Z	517	18
S4-74-1848C	549	18
S4-74-1848E	671	18
S4-74-1848S	1954	18
S4-74-1848V	592	18
S4-74-1848VG	592	18
S4-74-1848Z	517	18
S4-74-1860C	624	18
S4-74-1860E	767	18
S4-74-1860S	2377	18
S4-74-1860V	692	18
S4-74-1860VG	692	18
S4-74-1860Z	581	18
S4-74-1872C	714	18
S4-74-1872E	860	18
S4-74-1872S	2746	18
S4-74-1872V	771	18
S4-74-1872VG	771	18
S4-74-1872Z	702	18
S4-74-2124C	517	18
S4-74-2124E	608	18
S4-74-2124S	1870	18
S4-74-2124V	529	18
S4-74-2124VG	529	18
S4-74-2124Z	475	18
S4-74-2130C	529	18
S4-74-2130E	618	18
S4-74-2130S	1886	18
S4-74-2130V	556	18
S4-74-2130VG	556	18
S4-74-2130Z	485	18
S4-74-2136C	543	18
S4-74-2136E	643	18
S4-74-2136S	1896	18
S4-74-2136V	565	18
S4-74-2136VG	565	18
S4-74-2136Z	501	18
S4-74-2142C	608	18
S4-74-2142E	724	18
S4-74-2142S	2128	18
S4-74-2142V	639	18
S4-74-2142VG	639	18
S4-74-2142Z	556	18
S4-74-2148C	608	18
S4-74-2148E	724	18
S4-74-2148S	2128	18
S4-74-2148V	639	18
S4-74-2148VG	639	18
S4-74-2148Z	556	18
S4-74-2160C	692	18
S4-74-2160E	818	18
S4-74-2160S	2703	18
S4-74-2160V	739	18
S4-74-2160VG	739	18
S4-74-2160Z	651	18
S4-74-2172C	797	18
S4-74-2172E	968	18
S4-74-2172S	3126	18
S4-74-2172V	866	18
S4-74-2172VG	866	18
S4-74-2172Z	755	18
S4-74-2424C	539	18
S4-74-2424E	655	18
S4-74-2424S	1986	18
S4-74-2424V	560	18
S4-74-2424VG	560	18

ALPHANUMERIC PRICE INDEX

Part Number	List Price	Page No.
S4-74-2424Z	501	18
S4-74-2430C	556	18
S4-74-2430E	666	18
S4-74-2430S	1997	18
S4-74-2430V	587	18
S4-74-2430VG	587	18
S4-74-2430Z	513	18
S4-74-2436C	565	18
S4-74-2436E	675	18
S4-74-2436S	2018	18
S4-74-2436V	597	18
S4-74-2436VG	597	18
S4-74-2436Z	529	18
S4-74-2442C	651	18
S4-74-2442E	792	18
S4-74-2442S	2361	18
S4-74-2442V	692	18
S4-74-2442VG	692	18
S4-74-2442Z	608	18
S4-74-2448C	651	18
S4-74-2448E	792	18
S4-74-2448S	2361	18
S4-74-2448V	692	18
S4-74-2448VG	692	18
S4-74-2448Z	608	18
S4-74-2460C	751	18
S4-74-2460E	909	18
S4-74-2460S	2794	18
S4-74-2460V	814	18
S4-74-2460VG	814	18
S4-74-2460Z	714	18
S4-74-2472C	860	18
S4-74-2472E	1035	18
S4-74-2472S	3385	18
S4-74-2472V	925	18
S4-74-2472VG	925	18
S4-74-2472Z	792	18
S5-5B-SSW1824C	499	94
S5-5B-SSW1830C	590	94
S5-5B-SSW1836C	643	94
S5-5B-SSW1842C	747	94
S5-5B-SSW1848C	787	94
S5-5B-SSW1860C	966	94
S5-74-1824C	546	20
S5-74-1824E	653	20
S5-74-1824S	1986	20
S5-74-1824V	565	20
S5-74-1824VG	565	20
S5-74-1824Z	523	20
S5-74-1830C	553	20
S5-74-1830E	672	20
S5-74-1830S	2013	20
S5-74-1830V	598	20
S5-74-1830VG	598	20
S5-74-1830Z	537	20
S5-74-1836C	567	20
S5-74-1836E	692	20
S5-74-1836S	2025	20
S5-74-1836V	618	20
S5-74-1836VG	618	20
S5-74-1836Z	549	20
S5-74-1842C	653	20
S5-74-1842E	797	20
S5-74-1842S	2342	20
S5-74-1842V	703	20
S5-74-1842VG	703	20
S5-74-1842Z	615	20
S5-74-1848C	653	20
S5-74-1848E	797	20
S5-74-1848S	2342	20
S5-74-1848V	703	20
S5-74-1848VG	703	20
S5-74-1848Z	615	20
S5-74-1860C	746	20
S5-74-1860E	916	20
S5-74-1860S	2872	20
S5-74-1860V	830	20
S5-74-1860VG	830	20
S5-74-1860Z	695	20
S5-74-1872C	857	20
S5-74-1872E	1035	20
S5-74-1872S	3332	20
S5-74-1872V	928	20
S5-74-1872VG	928	20
S5-74-1872Z	846	20
S5-74-2124C	612	20
S5-74-2124E	718	20
S5-74-2124S	2238	20
S5-74-2124V	625	20
S5-74-2124VG	625	20
S5-74-2124Z	562	20
S5-74-2130C	627	20
S5-74-2130E	731	20
S5-74-2130S	2257	20
S5-74-2130V	658	20
S5-74-2130VG	658	20
S5-74-2130Z	575	20
S5-74-2136C	644	20
S5-74-2136E	765	20
S5-74-2136S	2270	20
S5-74-2136V	671	20
S5-74-2136VG	671	20
S5-74-2136Z	596	20
S5-74-2142C	726	20
S5-74-2142E	862	20
S5-74-2142S	2560	20
S5-74-2142V	762	20
S5-74-2142VG	762	20
S5-74-2142Z	661	20
S5-74-2148C	726	20
S5-74-2148E	862	20
S5-74-2148S	2560	20
S5-74-2148V	762	20
S5-74-2148VG	762	20
S5-74-2148Z	661	20
S5-74-2160C	831	20
S5-74-2160E	982	20
S5-74-2160S	3281	20
S5-74-2160V	888	20
S5-74-2160VG	888	20
S5-74-2160Z	780	20
S5-74-2172C	961	20
S5-74-2172E	1168	20
S5-74-2172S	3808	20
S5-74-2172V	1047	20
S5-74-2172VG	1047	20
S5-74-2172Z	912	20
S5-74-2424C	639	20
S5-74-2424E	777	20
S5-74-2424S	2382	20
S5-74-2424V	663	20
S5-74-2424VG	663	20
S5-74-2424Z	596	20
S5-74-2430C	659	20
S5-74-2430E	791	20
S5-74-2430S	2396	20
S5-74-2430V	697	20
S5-74-2430VG	697	20
S5-74-2430Z	609	20
S5-74-2436C	672	20
S5-74-2436E	802	20
S5-74-2436S	2422	20
S5-74-2436V	710	20
S5-74-2436VG	710	20
S5-74-2436Z	629	20
S5-74-2442C	777	20
S5-74-2442E	949	20
S5-74-2442S	2852	20
S5-74-2442V	830	20
S5-74-2442VG	830	20
S5-74-2442Z	728	20
S5-74-2448C	777	20
S5-74-2448E	949	20
S5-74-2448S	2852	20
S5-74-2448V	830	20
S5-74-2448VG	830	20
S5-74-2448Z	728	20
S5-74-2460C	904	20
S5-74-2460E	1095	20
S5-74-2460S	3392	20
S5-74-2460V	981	20
S5-74-2460VG	981	20
S5-74-2460Z	859	20
S5-74-2472C	1041	20
S5-74-2472E	1253	20
S5-74-2472S	4130	20
S5-74-2472V	1118	20
S5-74-2472VG	1118	20
S5-74-2472Z	958	20
S5-86-1824C	578	20
S5-86-1824E	678	20
S5-86-1824S	2039	20
S5-86-1824V	597	20
S5-86-1824VG	597	20
S5-86-1824Z	549	20
S5-86-1830C	584	20
S5-86-1830E	698	20
S5-86-1830S	2065	20
S5-86-1830V	630	20
S5-86-1830VG	630	20
S5-86-1830Z	562	20
S5-86-1836C	598	20
S5-86-1836E	718	20
S5-86-1836S	2080	20
S5-86-1836V	651	20
S5-86-1836VG	651	20
S5-86-1836Z	575	20
S5-86-1842C	684	20
S5-86-1842E	823	20
S5-86-1842S	2396	20
S5-86-1842V	734	20
S5-86-1842VG	734	20
S5-86-1842Z	641	20
S5-86-1848C	684	20
S5-86-1848E	823	20
S5-86-1848S	2396	20
S5-86-1848V	734	20
S5-86-1848VG	734	20
S5-86-1848Z	641	20
S5-86-1860C	776	20
S5-86-1860E	943	20
S5-86-1860S	2923	20
S5-86-1860V	860	20
S5-86-1860VG	860	20
S5-86-1860Z	722	20
S5-86-1872C	888	20
S5-86-1872E	1061	20
S5-86-1872S	3385	20
S5-86-1872V	959	20
S5-86-1872VG	959	20
S5-86-1872Z	874	20
S5-86-2124C	643	20
S5-86-2124E	746	20
S5-86-2124S	2288	20
S5-86-2124V	657	20
S5-86-2124VG	657	20
S5-86-2124Z	589	20
S5-86-2130C	658	20
S5-86-2130E	757	20
S5-86-2130S	2309	20
S5-86-2130V	689	20
S5-86-2130VG	689	20
S5-86-2130Z	602	20
S5-86-2136C	676	20
S5-86-2136E	791	20
S5-86-2136S	2323	20
S5-86-2136V	702	20
S5-86-2136VG	702	20
S5-86-2136Z	622	20
S5-86-2142C	756	20
S5-86-2142E	889	20
S5-86-2142S	2612	20
S5-86-2142V	795	20
S5-86-2142VG	795	20
S5-86-2142Z	688	20
S5-86-2148C	756	20
S5-86-2148E	889	20
S5-86-2148S	2612	20
S5-86-2148V	795	20
S5-86-2148VG	795	20
S5-86-2148Z	688	20
S5-86-2160C	861	20
S5-86-2160E	1010	20
S5-86-2160S	3332	20
S5-86-2160V	920	20
S5-86-2160VG	920	20
S5-86-2160Z	808	20
S5-86-2172C	994	20
S5-86-2172E	1195	20
S5-86-2172S	3861	20
S5-86-2172V	1078	20
S5-86-2172VG	1078	20
S5-86-2172Z	939	20
S5-86-2424C	671	20
S5-86-2424E	802	20
S5-86-2424S	2435	20
S5-86-2424V	696	20
S5-86-2424VG	696	20
S5-86-2424Z	622	20
S5-86-2430C	691	20
S5-86-2430E	817	20
S5-86-2430S	2447	20
S5-86-2430V	729	20
S5-86-2430VG	729	20
S5-86-2430Z	635	20
S5-86-2436C	703	20
S5-86-2436E	831	20
S5-86-2436S	2474	20
S5-86-2436V	741	20
S5-86-2436VG	741	20
S5-86-2436Z	655	20
S5-86-2442C	811	20
S5-86-2442E	975	20
S5-86-2442S	2903	20
S5-86-2442V	860	20
S5-86-2442VG	860	20

100 Industrial Boulevard, Clayton, DE 19938-8903 U.S.A.
Phone: 302-653-3000. Fax: 302-653-2065
http://www.eaglemhc.com

EAGLE MHC Division
Material Handling, Healthcare & Cleanroom Equipment

Part Number	List Price	Page No.
S5-86-2442Z	754	20
S5-86-2448C	811	20
S5-86-2448E	975	20
S5-86-2448S	2903	20
S5-86-2448V	860	20
S5-86-2448VG	860	20
S5-86-2448Z	754	20
S5-86-2460C	934	20
S5-86-2460E	1119	20
S5-86-2460S	3444	20
S5-86-2460V	1013	20
S5-86-2460VG	1013	20
S5-86-2460Z	886	20
S5-86-2472C	1073	20
S5-86-2472E	1277	20
S5-86-2472S	4185	20
S5-86-2472V	1152	20
S5-86-2472VG	1152	20
S5-86-2472Z	986	20
SB-1	395	209
SB48	83	157
SB60	95	157
SBPR-108-A	708	95,216
SBPR-108-S	919	95,216
SBPR-120-A	728	95,216
SBPR-120-S	965	95,216
SBPR-24-A	213	95,216
SBPR-24-S	287	95,216
SBPR-36-A	324	95,216
SBPR-36-S	406	95,216
SBPR-48-A	344	95,216
SBPR-48-S	456	95,216
SBPR-60-A	370	95,216
SBPR-60-S	504	95,216
SBPR-72-A	511	95,216
SBPR-72-S	659	95,216
SBPR-84-A	530	95,216
SBPR-84-S	703	95,216
SBPR-96-A	661	95,216
SBPR-96-S	851	95,216
SC1430	1345	42
SC1430E	1351	42
SC1430S	3188	42
SC1436	1494	42
SC1436E	1500	42
SC1436S	3540	42
SC1448	1858	42
SC1448E	1881	42
SC1448S	4310	42
SC1460	2059	42
SC1460E	2038	42
SC1460S	4492	42
SC2430	1434	42
SC2430E	1752	42
SC2430S	3975	42
SC2436	1592	42
SC2436E	1949	42
SC2436S	4414	42
SC2448	1986	42
SC2448E	2422	42
SC2448S	5377	42
SC2460	2153	42
SC2460E	2628	42
SC2460S	5568	42
SC3030	1804	42
SC3030E	2144	42
SC3030S	4966	42
SC3036	2002	42
SC3036E	2381	42
SC3036S	5518	42
SC3048	2495	42
SC3048E	3114	42
SC3048S	6724	42
SC3060	2692	42
SC3060E	3348	42
SC3060S	6959	42
SCH1836C	126	155
SCH1836C-4	1230	155
SCH1836C-5	1471	155
SCH1848C	141	155
SCH1848C-4	1234	155
SCH1848C-5	1552	155
SCOOP10-VG	83	91
SD14-4S	70	131
SD14-BL	31	62
SD14-C	30	49
SD14-E	33	49
SD14-R	31	62
SD14-S	87	49
SD14-V	31	49
SD14-VG	31	49
SD14-W	31	62
SD18-BL	37	62
SD18-C	35	49
SD18-E	38	49
SD18-R	37	62
SD18-S	99	49
SD18-V	37	49
SD18-VG	37	49
SD18-W	37	62
SD21-BL	39	62
SD21-C	38	49
SD21-E	42	49
SD21-R	39	62
SD21-S	113	49
SD21-V	39	49
SD21-VG	39	49
SD21-W	39	62
SD24-BL	47	62
SD24-C	43	49,154
SD24-E	52	49
SD24-R	47	62
SD24-S	122	49
SD24-V	47	49
SD24-VG	47	49
SD24-W	47	62
SD30-BL	53	62
SD30-C	52	49
SD30-R	53	62
SD30-S	148	49
SD30-V	53	49
SD30-VG	53	49
SD30-W	53	62
SD36-BL	63	62
SD36-C	60	49
SD36-R	63	62
SD36-S	178	49
SD36-V	63	49
SD36-VG	63	49
SD36-W	63	62
SDFT-10	1177	58
SDFT-11	1276	58
SDFT-12	1382	58
SDFT-13	1486	58
SDFT-14	1588	58
SDFT-15	1690	58
SDFT-16	1795	58
SDFT-17	1898	58
SDFT-18	2000	58
SDFT-19	2101	58
SDFT-20	2206	58
SDFT-21	2308	58
SDFT-22	2365	58
SDFT-23	2400	58
SDFT-24	2497	58
SDFT-25	2596	58
SDFT-26	2692	58
SDFT-27	2789	58
SDFT-28	2887	58
SDFT-29	2985	58
SDFT-30	3084	58
SDFT-6	768	58
SDFT-7	869	58
SDFT-8	972	58
SDFT-9	1076	58
SDSK-18	755	58
SDSK-21	783	58
SDSK-24	815	58
SDSK-30	910	58
SDSK-36	1204	58
SDSKATB-S	263	59
SECM1830C	603	41
SECM1830E	635	41
SECM1830FC	643	41
SECM1830FE	682	41
SECM1830FS	1904	41
SECM1830FVG	670	41
SECM1830FZ	542	41
SECM1830S	1630	41
SECM1830VG	628	41
SECM1830Z	460	41
SECM1836C	610	41
SECM1836E	642	41
SECM1836FC	653	41
SECM1836FE	687	41
SECM1836FS	1931	41
SECM1836FVG	681	41
SECM1836FZ	549	41
SECM1836S	1660	41
SECM1836VG	635	41
SECM1836Z	471	41
SECM1848C	648	41
SECM1848E	683	41
SECM1848FC	684	41
SECM1848FE	719	41
SECM1848FS	2027	41
SECM1848FVG	712	41
SECM1848FZ	573	41
SECM1848S	1775	41
SECM1848VG	675	41
SECM1848Z	500	41
SECM1860C	729	41
SECM1860E	767	41
SECM1860FC	684	41
SECM1860FE	777	41
SECM1860FS	2039	41
SECM1860FVG	712	41
SECM1860FZ	578	41
SECM1860S	1786	41
SECM1860VG	759	41
SECM1860Z	503	41
SECM2130C	609	41
SECM2130E	641	41
SECM2130FC	653	41
SECM2130FE	687	41
SECM2130FS	1928	41
SECM2130FVG	681	41
SECM2130FZ	547	41
SECM2130S	1655	41
SECM2130VG	633	41
SECM2130Z	470	41
SECM2136C	619	41
SECM2136E	653	41
SECM2136FC	660	41
SECM2136FE	696	41
SECM2136FS	1957	41
SECM2136FVG	687	41
SECM2136FZ	558	41
SECM2136S	1690	41
SECM2136VG	645	41
SECM2136Z	478	41
SECM2148C	660	41
SECM2148E	696	41
SECM2148FC	697	41
SECM2148FE	733	41
SECM2148FS	2062	41
SECM2148FVG	727	41
SECM2148FZ	592	41
SECM2148S	1819	41
SECM2148VG	687	41
SECM2148Z	513	41
SECM2160C	738	41
SECM2160E	776	41
SECM2160FC	751	41
SECM2160FE	791	41
SECM2160FS	2084	41
SECM2160FVG	782	41
SECM2160FZ	599	41
SECM2160S	1838	41
SECM2160VG	769	41
SECM2160Z	519	41
SECM2430C	618	41
SECM2430E	652	41
SECM2430FC	658	41
SECM2430FE	692	41
SECM2430FS	1949	41
SECM2430FVG	685	41
SECM2430FZ	556	41
SECM2430S	1682	41
SECM2430VG	644	41
SECM2430Z	476	41
SECM2436C	660	41
SECM2436E	696	41
SECM2436FC	692	41
SECM2436FE	730	41
SECM2436FS	1999	41
SECM2436FVG	723	41
SECM2436FZ	567	41
SECM2436S	1742	41
SECM2436VG	687	41
SECM2436Z	494	41
SECM2448C	749	41
SECM2448E	790	41
SECM2448FC	761	41
SECM2448FE	799	41
SECM2448FS	2098	41
SECM2448FVG	794	41
SECM2448FZ	594	41
SECM2448S	1859	41
SECM2448VG	781	41
SECM2448Z	524	41
SECM2460C	840	41
SECM2460E	882	41
SECM2460FC	829	41
SECM2460FE	874	41
SECM2460FS	2196	41

ALPHANUMERIC PRICE INDEX

Part Number	List Price	Page No.
SECM2460FVG	863	41
SECM2460FZ	622	41
SECM2460S	1982	41
SECM2460VG	875	41
SECM2460Z	557	41
SEP2424T-C	2513	134
SEP2424T-H	2513	134
SEP2424T-US	3142	134
SEP2436T-C	2794	134
SEP2436T-H	2794	134
SEP2436T-US	3492	134
SEP2448T-C	3498	134
SEP2448T-H	3498	134
SEP2448T-US	4372	134
SEP2460T-C	3760	134
SEP2460T-H	3760	134
SEP2460T-US	4701	134
SEP2472T-C	4653	134
SEP2472T-H	4653	134
SEP2472T-US	5818	134
SEP2484T-C	5329	134
SEP2484T-H	5329	134
SEP2484T-US	6662	134
SEP3036T-C	3148	134
SEP3036T-H	3148	134
SEP3036T-US	3938	134
SEP3048T-C	3655	134
SEP3048T-H	3655	134
SEP3048T-US	4569	134
SEP3060T-C	4099	134
SEP3060T-H	4099	134
SEP3060T-US	5123	134
SEP3072T-C	4735	134
SEP3072T-H	4735	134
SEP3072T-US	5919	134
SEP3084T-C	5490	134
SEP3084T-H	5490	134
SEP3084T-US	6862	134
SEP3636T-C	3265	134
SEP3636T-H	3265	134
SEP3636T-US	4082	134
SEP3648T-C	3847	134
SEP3648T-H	3847	134
SEP3648T-US	4809	134
SEP3660T-C	4435	134
SEP3660T-H	4435	134
SEP3660T-US	5545	134
SEP3672T-C	4894	134
SEP3672T-H	4894	134
SEP3672T-US	6119	134
SFN2832-2-14/3	6683	250
SFN2832-2-18-14/3	8233	250
SFN2832-2-18L-14/3	7520	250
SFN2832-2-18R-14/3	7520	250
SFN3052-3-14/3	8565	250
SFN3052-3-18-14/3	9508	250
SFN3052-3-18L-14/3	9271	250
SFN3052-3-18R-14/3	9271	250
SFN3242-3-14/3	8925	250
SFN3242-3-18-14/3	9531	250
SFN3242-3-18L-14/3	9201	250
SFN3242-3-18R-14/3	9201	250
SFP10-1	222	17
SFP10-2	368	17
SFP10-4	348	17
SFS14C	168	155
SFS16S	456	155
SH	4	91
SHDS1836SE	628	64
SHDS1836SF	575	63
SHDS1836SL	628	65
SHDS1836VE	304	64
SHDS1836VF	294	63
SHDS1836VGE	304	64
SHDS1836VGF	294	63
SHDS1836VGL	309	65
SHDS1836VL	309	65
SHDS1842SE	696	64
SHDS1842SF	639	63
SHDS1842SL	696	65
SHDS1842VE	318	64
SHDS1842VF	313	63
SHDS1842VGE	318	64
SHDS1842VGF	313	63
SHDS1842VGL	320	65
SHDS1842VL	320	65
SHDS1848SE	756	64
SHDS1848SF	696	63
SHDS1848SL	756	65
SHDS1848VE	324	64
SHDS1848VF	320	63
SHDS1848VGE	324	64
SHDS1848VGF	320	63
SHDS1848VGL	334	65
SHDS1848VL	334	65
SHDS1854SE	813	64
SHDS1854SF	757	63
SHDS1854SL	813	65
SHDS1854VE	352	64
SHDS1854VF	343	63
SHDS1854VGE	352	64
SHDS1854VGF	343	63
SHDS1854VGL	339	65
SHDS1854VL	339	65
SHDS1860SE	867	64
SHDS1860SF	817	63
SHDS1860SL	867	65
SHDS1860VE	365	64
SHDS1860VF	360	63
SHDS1860VGE	365	64
SHDS1860VGF	360	63
SHDS1860VGL	370	65
SHDS1860VL	370	65
SHDS2436SE	783	64
SHDS2436SF	747	63
SHDS2436SL	783	65
SHDS2436VE	323	64
SHDS2436VF	318	63
SHDS2436VGE	323	64
SHDS2436VGF	318	63
SHDS2436VGL	326	65
SHDS2436VL	326	65
SHDS2442SE	802	64
SHDS2442SF	818	63
SHDS2442SL	802	65
SHDS2442VE	340	64
SHDS2442VF	335	63
SHDS2442VGE	340	64
SHDS2442VGF	335	63
SHDS2442VGL	342	65
SHDS2442VL	342	65
SHDS2448SE	873	64
SHDS2448SF	919	63
SHDS2448SL	873	65
SHDS2448VE	352	64
SHDS2448VF	344	63
SHDS2448VGE	352	64
SHDS2448VGF	344	63
SHDS2448VGL	358	65
SHDS2448VL	358	65
SHDS2454SE	977	64
SHDS2454SF	992	63
SHDS2454SL	977	65
SHDS2454VE	381	64
SHDS2454VF	377	63
SHDS2454VGE	381	64
SHDS2454VGF	377	63
SHDS2454VGL	388	65
SHDS2454VL	388	65
SHDS2460SE	1084	64
SHDS2460SF	1063	63
SHDS2460SL	1084	65
SHDS2460VE	399	64
SHDS2460VF	388	63
SHDS2460VGE	399	64
SHDS2460VGF	388	63
SHDS2460VGL	402	65
SHDS2460VL	402	65
SHS2424-1D	5974	160
SHS2424-1W-ADA	5399	160
SKATB-S	88	58,59
SL14-1C	23	50
SL14-1S	47	50
SL14-4C	30	50
SL14-4S	58	50
SL18-1C	25	50
SL18-1S	51	50
SL18-4C	31	50
SL18-4S	60	50
SL21-1C	26	50
SL21-1S	55	50
SL21-4C	33	50
SL21-4S	67	50
SL2136C	141	49
SL2136E	166	49
SL2136Z	128	49
SL2148C	184	49
SL2148E	220	49
SL2148Z	166	49
SL2160C	197	49
SL2160E	257	49
SL2160Z	180	49
SL24-1C	30	50
SL24-1S	61	50
SL24-4C	35	50
SL24-4S	81	50
SL2436C	177	49
SL2436E	212	49
SL2436Z	158	49
SL2448C	203	49
SL2448E	249	49
SL2448Z	185	49
SL2460C	217	49
SL2460E	263	49
SL2460Z	200	49
SL30-1C	37	50
SL30-1S	73	50
SL30-4C	41	50
SL30-4S	91	50
SL36-1C	39	50
SL36-1S	86	50
SL36-4C	45	50
SL36-4S	109	50
SL42-1C	41	50
SL42-1S	94	50
SL42-4C	48	50
SL42-4S	124	50
SL48-1C	45	50
SL48-1S	108	50
SL48-4C	56	50
SL48-4S	154	50
SL54-1C	48	50
SL54-1S	120	50
SL54-4C	58	50
SL54-4S	175	50
SL60-1C	51	50
SL60-1S	126	50
SL60-4C	59	50
SL60-4S	185	50
SL72-1C	56	50
SL72-1S	139	50
SL72-4C	68	50
SL72-4S	190	50
SLS1836C	106	52
SM3636Z-3	822	169
SM3648Z-3	923	169
SM3660Z-3	1138	169
SNSW1224C	151	93
SNSW1224E	174	93
SNSW1224V	157	93
SNSW1224VG	157	93
SNSW1236C	197	93
SNSW1236E	225	93
SNSW1236V	208	93
SNSW1236VG	208	93
SNSW1248C	245	93
SNSW1248E	274	93
SNSW1248V	257	93
SNSW1248VG	257	93
SNSW1260C	266	93
SNSW1260E	300	93
SNSW1260V	280	93
SNSW1260VG	280	93
SNSW1272C	341	93
SNSW1272E	377	93
SNSW1272V	360	93
SNSW1272VG	360	93
SP1224S	142	26
SP1224V	91	26
SP1224Z	84	26
SP1236S	199	26
SP1236V	100	26
SP1236Z	93	26
SP1242S	220	26
SP1242V	118	26
SP1242Z	97	26
SP1248S	225	26
SP1248V	123	26
SP1248Z	119	26
SP1530S	155	26
SP1530V	94	26
SP1530Z	91	26
SP1536S	208	26
SP1536V	107	26
SP1536Z	100	26
SP1542S	227	26
SP1542V	123	26
SP1542Z	118	26
SP1548S	233	26
SP1548V	130	26
SP1548Z	123	26
SP1630S	156	26
SP1630V	100	26
SP1630Z	95	26
SP1636S	181	26
SP1636V	111	26

100 Industrial Boulevard, Clayton, DE 19938-8903 U.S.A.
Phone: 302-653-3000. Fax: 302-653-2065
http://www.eaglemhc.com

EAGLE MHC Division
Material Handling, Healthcare & Cleanroom Equipment

Part Number	List Price	Page No.
SP1636Z	107	26
SP1642S	210	26
SP1642V	127	26
SP1642Z	120	26
SP1648S	238	26
SP1648V	133	26
SP1648Z	130	26
SP1826-18	41	170
SP1830S	172	26
SP1830V	103	26
SP1830Z	97	26
SP1836S	201	26
SP1836V	115	26
SP1836Z	108	26
SP1842S	233	26
SP1842V	127	26
SP1842Z	120	26
SP1848S	265	26
SP1848V	133	26
SP1848Z	130	26
SP2130S	190	26
SP2130V	111	26
SP2130Z	107	26
SP2136S	225	26
SP2136V	123	26
SP2136Z	118	26
SP2142S	255	26
SP2142V	132	26
SP2142Z	127	26
SP2148S	289	26
SP2148V	142	26
SP2148Z	135	26
SP2430S	245	26
SP2430V	127	26
SP2430Z	120	26
SP2436S	289	26
SP2436V	130	26
SP2436Z	123	26
SP2442S	334	26
SP2442V	157	26
SP2442Z	151	26
SP2448S	370	26
SP2448V	163	26
SP2448Z	156	26
SP3030S	291	26
SP3030V	155	26
SP3030Z	142	26
SP3036S	335	26
SP3036V	157	26
SP3036Z	151	26
SP3042S	393	26
SP3042V	177	26
SP3042Z	172	26
SP3048S	434	26
SP3048V	195	26
SP3048Z	184	26
SP3236S	341	26
SP3236V	167	26
SP3236Z	160	26
SP3242S	341	26
SP3242V	197	26
SP3242Z	185	26
SP3248S	444	26
SP3248V	207	26
SP3248Z	198	26
SP3636S	442	26
SP3636V	190	26
SP3636Z	177	26
SP3642S	508	26
SP3642V	202	26
SP3642Z	195	26
SP3648S	577	26
SP3648V	217	26
SP3648Z	202	26
SP74-CS	41	43
SP74-ES	48	43
SP74-SS	105	43
SP86-CS	51	43
SP86-ES	55	43
SP86-SS	122	43
SPD1224-S	192	26
SPD1224-V	119	26
SPD1224-Z	111	26
SPD1236-S	268	26
SPD1236-V	133	26
SPD1236-Z	120	26
SPD1242-S	291	26
SPD1242-V	157	26
SPD1242-Z	131	26
SPD1248-S	297	26
SPD1248-V	165	26
SPD1248-Z	159	26
SPD1530-S	202	26
SPD1530-V	165	26
SPD1530-Z	157	26
SPD1536-S	278	26
SPD1536-V	207	26
SPD1536-Z	198	26
SPD1542-S	302	26
SPD1542-V	222	26
SPD1542-Z	207	26
SPD1548-S	313	26
SPD1548-V	228	26
SPD1548-Z	220	26
SPD1630-S	205	26
SPD1630-V	172	26
SPD1630-Z	163	26
SPD1636-S	243	26
SPD1636-V	210	26
SPD1636-Z	202	26
SPD1642-S	285	26
SPD1642-V	225	26
SPD1642-Z	209	26
SPD1648-S	317	26
SPD1648-V	233	26
SPD1648-Z	225	26
SPD1830-S	227	26
SPD1830-V	173	26
SPD1830-Z	165	26
SPD1836-S	270	26
SPD1836-V	220	26
SPD1836-Z	205	26
SPD1842-S	313	26
SPD1842-V	228	26
SPD1842-Z	209	26
SPD1848-S	351	26
SPD1848-V	238	26
SPD1848-Z	226	26
SPD2130-S	251	26
SPD2130-V	180	26
SPD2130-Z	172	26
SPD2136-S	297	26
SPD2136-V	225	26
SPD2136-Z	209	26
SPD2142-S	342	26
SPD2142-V	233	26
SPD2142-Z	225	26
SPD2148-S	384	26
SPD2148-V	243	26
SPD2148-Z	231	26
SPD2430-S	328	26
SPD2430-V	190	26
SPD2430-Z	180	26
SPD2436-S	384	26
SPD2436-V	232	26
SPD2436-Z	223	26
SPD2442-S	449	26
SPD2442-V	241	26
SPD2442-Z	228	26
SPD2448-S	498	26
SPD2448-V	250	26
SPD2448-Z	240	26
SPD3030-S	388	26
SPD3030-V	205	26
SPD3030-Z	197	26
SPD3036-S	450	26
SPD3036-V	247	26
SPD3036-Z	238	26
SPD3042-S	524	26
SPD3042-V	260	26
SPD3042-Z	245	26
SPD3048-S	584	26
SPD3048-V	270	26
SPD3048-Z	255	26
SPD3236-S	455	26
SPD3236-V	294	26
SPD3236-Z	278	26
SPD3242-S	455	26
SPD3242-V	305	26
SPD3242-Z	291	26
SPD3248-S	591	26
SPD3248-V	315	26
SPD3248-Z	299	26
SPD3636-S	590	26
SPD3636-V	302	26
SPD3636-Z	289	26
SPD3642-S	676	26
SPD3642-V	315	26
SPD3642-Z	299	26
SPD3648-S	767	26
SPD3648-V	324	26
SPD3648-Z	309	26
SPL1224S	142	27
SPL1224V	91	27
SPL1224Z	84	27
SPL1236S	199	27
SPL1236V	100	27
SPL1236Z	93	27
SPL1242S	220	27
SPL1242V	118	27
SPL1242Z	97	27
SPL1248S	225	27
SPL1248V	123	27
SPL1248Z	119	27
SPL1530S	155	27
SPL1530V	94	27
SPL1530Z	91	27
SPL1536S	208	27
SPL1536V	107	27
SPL1536Z	100	27
SPL1542S	227	27
SPL1542V	123	27
SPL1542Z	118	27
SPL1548S	233	27
SPL1548V	130	27
SPL1548Z	123	27
SPL1630S	156	27
SPL1630V	100	27
SPL1630Z	95	27
SPL1636S	181	27
SPL1636V	111	27
SPL1636Z	107	27
SPL1642S	210	27
SPL1642V	127	27
SPL1642Z	120	27
SPL1648S	238	27
SPL1648V	133	27
SPL1648Z	130	27
SPL1830S	172	27
SPL1830V	103	27
SPL1830Z	97	27
SPL1836S	201	27
SPL1836V	115	27
SPL1836Z	108	27
SPL1842S	233	27
SPL1842V	127	27
SPL1842Z	120	27
SPL1848S	265	27
SPL1848V	133	27
SPL1848Z	130	27
SPL2130S	190	27
SPL2130V	111	27
SPL2130Z	107	27
SPL2136S	225	27
SPL2136V	123	27
SPL2136Z	118	27
SPL2142S	255	27
SPL2142V	132	27
SPL2142Z	127	27
SPL2148S	289	27
SPL2148V	142	27
SPL2148Z	135	27
SPL2430S	245	27
SPL2430V	127	27
SPL2430Z	120	27
SPL2436S	289	27
SPL2436V	130	27
SPL2436Z	123	27
SPL2442S	334	27
SPL2442V	157	27
SPL2442Z	151	27
SPL2448S	370	27
SPL2448V	163	27
SPL2448Z	156	27
SPL3030S	291	27
SPL3030V	155	27
SPL3030Z	142	27
SPL3036S	335	27
SPL3036V	157	27
SPL3036Z	151	27
SPL3042S	393	27
SPL3042V	177	27
SPL3042Z	172	27
SPL3048S	434	27
SPL3048V	195	27
SPL3048Z	184	27
SPL3236S	341	27
SPL3236V	167	27
SPL3236Z	160	27
SPL3242S	341	27
SPL3242V	197	27
SPL3242Z	185	27
SPL3248S	444	27
SPL3248V	207	27
SPL3248Z	198	27
SPL3636S	442	27

ALPHANUMERIC PRICE INDEX

Part Number	List Price	Page No.
SPL3636V	190	27
SPL3636Z	177	27
SPL3642S	508	27
SPL3642V	202	27
SPL3642Z	195	27
SPL3648S	577	27
SPL3648V	217	27
SPL3648Z	202	27
SR10-14-5-1	658	254
SR10-14-5-1-ND	599	256
SR10-14-9.5-1	722	254
SR10-14-9.5-1-ND	788	256
SR10-14-9.5-2	1527	254
SR10-14-9.5-2-ND	1490	256
SR10-14-9.5-3	2042	255
SR10-14-9.5-3-ND	1588	256
SR12-14-9.5-1	970	254
SR12-14-9.5-1-ND	948	256
SR12-14-9.5-2	1680	254
SR12-14-9.5-2-ND	1722	256
SR12-14-9.5-3	2465	255
SR12-14-9.5-3-ND	2370	256
SR14	87	91
SR14-10-5-1	658	254
SR14-10-9.5-1	942	254
SR14-12-9.5-1	959	254
SR14-16-9.5-1	1130	254
SR14-16-9.5-1-ND	1078	256
SR14-16-9.5-2	1790	254
SR14-16-9.5-2-ND	1842	256
SR14-16-9.5-3	2515	255
SR14-16-9.5-3-ND	2542	256
SR1436C	1576	143
SR1436S	4822	143
SR1448C	1792	143
SR1448S	5444	143
SR1460C	2024	143
SR1460S	5660	143
SR1472C	2240	143
SR1472S	6816	143
SR16-14-9.5-1	1130	254
SR16-19-13.5-1	1210	254
SR16-19-13.5-1-ND	1069	256
SR16-19-13.5-2	2109	254
SR16-19-13.5-2-ND	1659	256
SR16-19-13.5-3	2766	255
SR16-19-13.5-3-ND	2289	256
SR16-19-8-1	967	254
SR16-19-8-1-ND	971	256
SR16-19-8-2	2008	254
SR16-19-8-2-ND	1466	256
SR16-19-8-3	2612	255
SR16-19-8-3-ND	2063	256
SR18-24-13.5-1	1283	254
SR18-24-13.5-1-ND	1139	256
SR18-24-13.5-2	2417	254
SR18-24-13.5-2-ND	1992	256
SR18-24-13.5-3	3355	255
SR18-24-13.5-3-ND	2752	256
SR19-16-13.5-1	1210	254
SR19-16-8-1	1130	254
SR20-12-6.5-1	1220	254
SR22-22-13.5-1	2033	254
SR22-22-13.5-1-ND	1967	256
SR22-22-13.5-2	3262	254
SR22-22-13.5-2-ND	3657	256
SR24	92	91
SR24-18-13.5-1	1178	254
SR24-24-13.5-1	1544	254
SR24-24-13.5-1-ND	1247	256
SR24-24-13.5-2	3619	254
SR24-24-13.5-2-ND	2105	256
SRU14-10-5-1	1241	254
SS1424G	189	7
SS1424S	316	7
SS1424V	208	7
SS1424VG	208	7
SS1430G	194	7
SS1430S	326	7
SS1430V	212	7
SS1430VG	212	7
SS1436G	201	7
SS1436S	326	7
SS1436V	219	7
SS1436VG	219	7
SS1442G	208	7
SS1442S	392	7
SS1442V	228	7
SS1442VG	228	7
SS1448G	211	7
SS1448S	392	7
SS1448V	232	7
SS1448VG	232	7
SS1454G	227	7
SS1454S	429	7
SS1454V	252	7
SS1454VG	252	7
SS1460G	228	7
SS1460S	471	7
SS1460V	259	7
SS1460VG	259	7
SS1824G	187	7
SS1824S	358	7
SS1824V	212	7
SS1824VG	212	7
SS1830G	197	7
SS1830S	366	7
SS1830V	216	7
SS1830VG	216	7
SS1836G	200	7
SS1836S	366	7
SS1836V	225	7
SS1836VG	225	7
SS1842G	213	7
SS1842S	449	7
SS1842V	234	7
SS1842VG	234	7
SS1848G	216	7
SS1848S	449	7
SS1848V	240	7
SS1848VG	240	7
SS1854G	233	7
SS1854S	508	7
SS1854V	259	7
SS1854VG	259	7
SS1860G	239	7
SS1860S	538	7
SS1860V	263	7
SS1860VG	263	7
SS2124G	201	7
SS2124S	400	7
SS2124V	224	7
SS2124VG	224	7
SS2130G	208	7
SS2130S	409	7
SS2130V	230	7
SS2130VG	230	7
SS2136G	222	7
SS2136S	409	7
SS2136V	243	7
SS2136VG	243	7
SS2142G	225	7
SS2142S	513	7
SS2142V	252	7
SS2142VG	252	7
SS2148G	232	7
SS2148S	513	7
SS2148V	256	7
SS2148VG	256	7
SS2154G	251	7
SS2154S	533	7
SS2154V	280	7
SS2154VG	280	7
SS2160G	251	7
SS2160S	629	7
SS2160V	282	7
SS2160VG	282	7
SS2424G	202	7
SS2424S	432	7
SS2424V	225	7
SS2424VG	225	7
SS2430G	211	7
SS2430S	439	7
SS2430V	230	7
SS2430VG	230	7
SS2436G	223	7
SS2436S	439	7
SS2436V	245	7
SS2436VG	245	7
SS2442G	230	7
SS2442S	537	7
SS2442V	258	7
SS2442VG	258	7
SS2448G	239	7
SS2448S	537	7
SS2448V	262	7
SS2448VG	262	7
SS2454G	256	7
SS2454S	602	7
SS2454V	285	7
SS2454VG	285	7
SS2460G	262	7
SS2460S	631	7
SS2460V	295	7
SS2460VG	295	7
SSD14-C	30	49
SSD14-S	100	49
SSD18-C	35	49
SSD18-S	104	49
SSD21-C	38	49
SSD21-S	123	49
SSD24-C	42	49
SSD24-S	126	49
SSD30-C	58	49
SSD30-S	156	49
SSD36-C	71	49
SSD36-S	184	49
SSENCBKT	73	48
SSW1824C	83	94
SSW1830C	100	94
SSW1836C	112	94
SSW1842C	134	94
SSW1848C	141	94
SSW1860C	180	94
SSW18B3-C	122	94
SSW18B5-C	143	94
ST1836Z-13	410	170
STR2430A	594	45
STR2430B	906	45
STR2448A	710	45
STR2448B	1099	45
SWC2448C	1511	157
SWC2460C	1626	157
SWS1224-14/3	414	92
SWS1224-16/3	390	92
SWS1224-16/4	325	92
SWS1236-14/3	528	92
SWS1236-16/3	495	92
SWS1236-16/4	352	92
SWS1248-14/3	589	92
SWS1248-16/3	547	92
SWS1248-16/4	432	92
SWS1260-14/3	638	92
SWS1260-16/3	598	92
SWS1260-16/4	459	92
SWS1272-14/3	808	92
SWS1272-16/3	737	92
SWS1272-16/4	568	92
SWS1524-14/3	466	92
SWS1524-14/304-VMAR	604	92
SWS1524-14/316-VMAR	674	92
SWS1524-16/3	428	92
SWS1524-16/304-VMAR	594	92
SWS1524-16/4	352	92
SWS1524-16/430-VMAR	528	92
SWS1536-14/3	575	92
SWS1536-14/304-VMAR	632	92
SWS1536-14/316-VMAR	780	92
SWS1536-16/3	511	92
SWS1536-16/304-VMAR	660	92
SWS1536-16/4	362	92
SWS1536-16/430-VMAR	573	92
SWS1548-14/3	700	92
SWS1548-14/304-VMAR	822	92
SWS1548-14/316-VMAR	970	92
SWS1548-16/3	620	92
SWS1548-16/304-VMAR	790	92
SWS1548-16/4	435	92
SWS1548-16/430-VMAR	675	92
SWS1560-14/3	719	92
SWS1560-14/304-VMAR	915	92
SWS1560-14/316-VMAR	1090	92
SWS1560-16/3	681	92
SWS1560-16/304-VMAR	867	92
SWS1560-16/4	474	92
SWS1560-16/430-VMAR	726	92
SWS1572-14/3	958	92
SWS1572-14/304-VMAR	1083	92
SWS1572-14/316-VMAR	1277	92
SWS1572-16/3	847	92
SWS1572-16/304-VMAR	1015	92
SWS1572-16/4	580	92
SWS1572-16/430-VMAR	854	92
T24108B	3001	186
T24108B-BS	3418	194
T24108E	3140	186
T24108E-BS	3782	194
T24108EB	3206	186
T24108EB-BS	3659	194
T24108EM	3923	186
T24108EM-BS	4604	194
T24108GTB	3053	188
T24108GTB-BS	3472	196
T24108GTE	3696	188
T24108GTE-BS	3834	196
T24108GTEB	3359	188

100 Industrial Boulevard, Clayton, DE 19938-8903 U.S.A.
Phone: 302-653-3000. Fax: 302-653-2065
http://www.eaglemhc.com

EAGLE MHC Division
Material Handling, Healthcare & Cleanroom Equipment

Part Number	List Price	Page No.
T24108GTEB-BS	3712	196
T24108GTEM	4085	188
T24108GTEM-BS	4913	196
T24108SB	3891	187
T24108SB-BS	4074	195
T24108SE	4569	187
T24108SE-BS	5055	195
T24108SEB	4057	187
T24108SEB-BS	4709	195
T24108SEM	4937	187
T24108SEM-BS	5535	195
T24108STB	3929	189
T24108STB-BS	4390	197
T24108STE	4734	189
T24108STE-BS	5061	197
T24108STEB	4373	189
T24108STEB-BS	4729	197
T24108STEM	5092	189
T24108STEM-BS	5691	197
T24120B	3084	186
T24120B-BS	3508	194
T24120E	3458	186
T24120E-BS	3862	194
T24120EB	3298	186
T24120EB-BS	3742	194
T24120EM	4014	186
T24120EM-BS	4840	194
T24120GTB	3162	188
T24120GTB-BS	3666	196
T24120GTE	3735	188
T24120GTE-BS	4027	196
T24120GTEB	3455	188
T24120GTEB-BS	3912	196
T24120GTEM	4174	188
T24120GTEM-BS	4998	196
T24120SB	3983	187
T24120SB-BS	4453	195
T24120SE	4662	187
T24120SE-BS	5142	195
T24120SEB	4308	187
T24120SEB-BS	4802	195
T24120SEM	5030	187
T24120SEM-BS	5625	195
T24120STB	4138	189
T24120STB-BS	4611	197
T24120STE	4823	189
T24120STE-BS	5306	197
T24120STEB	4470	189
T24120STEB-BS	4963	197
T24120STEM	5190	189
T24120STEM-BS	5789	197
T24132B	3101	186
T24132B-BS	3594	194
T24132E	3639	186
T24132E-BS	3957	194
T24132EB	3357	186
T24132EB-BS	3747	194
T24132EM	4306	186
T24132EM-BS	5002	194
T24132GTB	3240	188
T24132GTB-BS	3742	196
T24132GTE	3787	188
T24132GTE-BS	4113	196
T24132GTEB	3523	188
T24132GTEB-BS	3990	196
T24132GTEM	4468	188
T24132GTEM-BS	5317	196
T24132SB	4071	187
T24132SB-BS	4533	195
T24132SE	4817	187
T24132SE-BS	5304	195
T24132SEB	4432	187
T24132SEB-BS	5084	195
T24132SEM	5424	187
T24132SEM-BS	6012	195
T24132STB	4225	189
T24132STB-BS	4686	197
T24132STE	4976	189
T24132STE-BS	5469	197
T24132STEB	4590	197
T24132STEB-BS	5096	189
T24132STEM	5582	189
T24132STEM-BS	6175	197
T24144B	3103	186
T24144B-BS	3787	194
T24144E	3652	186
T24144E-BS	4171	194
T24144EB	3458	186
T24144EB-BS	4039	194
T24144EM	4400	186
T24144EM-BS	5098	194
T24144GTB	3253	188
T24144GTB-BS	3832	196
T24144GTE	3800	188
T24144GTE-BS	4210	196
T24144GTEB	3617	188
T24144GTEB-BS	4106	196
T24144GTEM	4563	188
T24144GTEM-BS	5410	196
T24144SB	4284	187
T24144SB-BS	4762	195
T24144SE	5055	187
T24144SE-BS	5562	195
T24144SEB	4522	187
T24144SEB-BS	5181	195
T24144SEM	5520	187
T24144SEM-BS	6108	195
T24144STB	4316	189
T24144STB-BS	4776	197
T24144STE	5070	189
T24144STE-BS	5562	197
T24144STEB	4684	189
T24144STEB-BS	5343	197
T24144STEM	5678	189
T24144STEM-BS	6272	197
T2424B	938	186
T2424B-BS	1288	194
T2424E	1087	186
T2424E-BS	1443	194
T2424EB	1034	186
T2424EB-BS	1406	194
T2424EM	1814	186
T2424EM-BS	2424	194
T2424GTB	1096	188
T2424GTB-BS	1448	196
T2424GTE	1245	188
T2424GTE-BS	1606	196
T2424GTEB	1198	188
T2424GTEB-BS	1568	196
T2424GTEM	1980	188
T2424GTEM-BS	2658	196
T2424SB	1316	187
T2424SB-BS	1770	195
T2424SE	1515	187
T2424SE-BS	1951	195
T2424SEB	1405	187
T2424SEB-BS	1847	195
T2424SEM	2265	187
T2424SEM-BS	2854	195
T2424STB	1472	189
T2424STB-BS	1928	197
T2424STE	1678	189
T2424STE-BS	2109	197
T2424STEB	1567	189
T2424STEB-BS	2010	197
T2424STEM	2426	189
T2424STEM-BS	3016	197
T2430B	1016	186
T2430B-BS	1378	194
T2430E	1202	186
T2430E-BS	1567	194
T2430EB	1128	186
T2430EB-BS	1522	194
T2430EM	1944	186
T2430EM-BS	2627	194
T2430GTB	1176	188
T2430GTB-BS	1533	196
T2430GTE	1363	188
T2430GTE-BS	1724	196
T2430GTEB	1291	188
T2430GTEB-BS	1689	196
T2430GTEM	2101	188
T2430GTEM-BS	2797	196
T2430SB	1435	187
T2430SB-BS	1908	195
T2430SE	1683	187
T2430SE-BS	2122	195
T2430SEB	1547	187
T2430SEB-BS	1987	195
T2430SEM	2428	187
T2430SEM-BS	3017	195
T2430STB	1594	189
T2430STB-BS	2065	197
T2430STE	1844	189
T2430STE-BS	2286	197
T2430STEB	1711	189
T2430STEB-BS	2153	197
T2430STEM	2594	189
T2430STEM-BS	3186	197
T2436B	1105	186
T2436B-BS	1461	194
T2436E	1287	186
T2436E-BS	1653	194
T2436EB	1213	186
T2436EB-BS	1608	194
T2436EBW	1134	46,204
T2436EBW-1	1411	46,204
T2436EBW-2	1547	46,204
T2436EM	2029	186
T2436EM-BS	2639	194
T2436EW	1243	46,204
T2436EW-1	1520	46,204
T2436EW-2	1657	46,204
T2436GTB	1262	188
T2436GTB-BS	1623	196
T2436GTE	1447	188
T2436GTE-BS	1813	196
T2436GTEB	1377	188
T2436GTEB-BS	1770	196
T2436GTEM	2190	188
T2436GTEM-BS	2878	196
T2436SB	1517	187
T2436SB-BS	1990	195
T2436SE	1768	187
T2436SE-BS	2254	195
T2436SEB	1632	187
T2436SEB-BS	2080	195
T2436SEM	2515	187
T2436SEM-BS	3109	195
T2436STB	1676	189
T2436STB-BS	2149	197
T2436STE	1930	189
T2436STE-BS	2374	197
T2436STEB	1798	189
T2436STEB-BS	2239	197
T2436STEM	2680	189
T2436STEM-BS	3269	197
T2448B	1126	186
T2448B-BS	1469	194
T2448E	1310	186
T2448E-BS	1691	194
T2448EB	1232	186
T2448EB-BS	1643	194
T2448EBW	1231	46,204
T2448EBW-1	1582	46,204
T2448EBW-2	1744	46,204
T2448EM	2062	186
T2448EM-BS	2758	194
T2448EW	1427	46,204
T2448EW-1	1729	46,204
T2448EW-2	1895	46,204
T2448F	835	206
T2448F-US	1006	206
T2448F-USS	1091	206
T2448GTB	1281	188
T2448GTB-BS	1626	196
T2448GTE	1476	188
T2448GTE-BS	1854	196
T2448GTEB	1396	188
T2448GTEB-BS	1802	196
T2448GTEM	2227	188
T2448GTEM-BS	2920	196
T2448SB	1561	187
T2448SB-BS	2033	195
T2448SE	1844	187
T2448SE-BS	2305	195
T2448SE-BS-HA	7183	205
T2448SE-HA	6338	205
T2448SEB	1691	187
T2448SEB-BS	2152	195
T2448SEB-BS-HA	6630	205
T2448SEB-HA	6194	205
T2448SEM	2594	187
T2448SEM-BS	3188	195
T2448STB	1716	189
T2448STB-BS	2189	197
T2448STE	2005	189
T2448STE-BS	2461	197
T2448STEB	1854	189
T2448STEB-BS	2311	197
T2448STEM	2689	189
T2448STEM-BS	3343	197
T2460B	1187	186
T2460B-BS	1568	194
T2460E	1435	186
T2460E-BS	1814	194
T2460EB	1337	186
T2460EB-BS	1763	194
T2460EBW	1442	46,204
T2460EBW-1	1786	46,204
T2460EBW-2	1962	46,204
T2460EM	2182	186
T2460EM-BS	2809	194
T2460EW	1640	46,204
T2460EW-1	1954	46,204
T2460EW-2	2131	46,204

ALPHANUMERIC PRICE INDEX

Part Number	List Price	Page No.
T2460F	880	206
T2460F-US	1087	206
T2460F-USS	1186	206
T2460GTB	1345	188
T2460GTB-BS	1726	196
T2460GTE	1594	188
T2460GTE-BS	1980	196
T2460GTEB	1498	188
T2460GTEB-BS	1922	196
T2460GTEM	2347	188
T2460GTEM-BS	3049	196
T2460SB	1685	187
T2460SB-BS	2155	195
T2460SE	2010	187
T2460SE-BS	2476	195
T2460SE-BS-HA	7347	205
T2460SE-HA	6495	205
T2460SEB	1841	187
T2460SEB-BS	2311	195
T2460SEB-BS-HA	6783	205
T2460SEB-HA	6334	205
T2460SEM	2758	187
T2460SEM-BS	3349	195
T2460STB	1841	189
T2460STB-BS	2310	197
T2460STE	2172	189
T2460STE-BS	2640	197
T2460STEB	1999	189
T2460STEB-BS	2474	197
T2460STEM	2920	189
T2460STEM-BS	3514	197
T2472B	1271	186
T2472B-BS	1657	194
T2472E	1556	186
T2472E-BS	1948	194
T2472EB	1447	186
T2472EB-BS	1881	194
T2472EM	2316	186
T2472EM-BS	2942	194
T2472F	1004	206
T2472F-US	1152	206
T2472F-USS	1273	206
T2472GTB	1431	188
T2472GTB-BS	1815	196
T2472GTE	1714	188
T2472GTE-BS	2105	196
T2472GTEB	1611	188
T2472GTEB-BS	2044	196
T2472GTEM	2485	188
T2472GTEM-BS	3192	196
T2472SB	1808	187
T2472SB-BS	2283	195
T2472SE	2178	187
T2472SE-BS	2657	195
T2472SE-BS-HA	7518	205
T2472SE-HA	6655	205
T2472SEB	1986	187
T2472SEB-BS	2474	195
T2472SEB-BS-HA	6933	205
T2472SEB-HA	6472	205
T2472SEM	2929	187
T2472SEM-BS	3515	195
T2472STB	1967	189
T2472STB-BS	2442	197
T2472STE	2342	189
T2472STE-BS	2816	197
T2472STEB	2152	189
T2472STEB-BS	2637	197
T2472STEM	3097	189
T2472STEM-BS	3682	197
T2484B	1622	186
T2484B-BS	2033	194
T2484E	2120	186
T2484E-BS	2476	194
T2484EB	2070	186
T2484EB-BS	2394	194
T2484EM	2827	186
T2484EM-BS	3463	194
T2484GTB	1776	188
T2484GTB-BS	2189	196
T2484GTE	2285	188
T2484GTE-BS	2640	196
T2484GTEB	2237	188
T2484GTEB-BS	2561	196
T2484GTEM	2992	188
T2484GTEM-BS	3730	196
T2484SB	2233	187
T2484SB-BS	2706	195
T2484SE	2977	187
T2484SE-BS	3401	195
T2484SEB	2732	187
T2484SEB-BS	3173	195
T2484SEM	3614	187
T2484SEM-BS	4197	195
T2484STB	2387	189
T2484STB-BS	2859	197
T2484STE	3134	189
T2484STE-BS	3563	197
T2484STEB	2899	189
T2484STEB-BS	3335	197
T2484STEM	3775	189
T2484STEM-BS	4357	197
T2496B	1844	186
T2496B-BS	2268	194
T2496E	2277	186
T2496E-BS	2642	194
T2496EB	2220	186
T2496EB-BS	2583	194
T2496EM	2990	186
T2496EM-BS	3632	194
T2496GTB	1999	188
T2496GTB-BS	2425	196
T2496GTE	2431	188
T2496GTE-BS	2805	196
T2496GTEB	2385	188
T2496GTEB-BS	2718	196
T2496GTEM	3149	188
T2496GTEM-BS	3910	196
T2496SB	2397	187
T2496SB-BS	2868	195
T2496SE	3192	187
T2496SE-BS	3628	195
T2496SEB	2922	187
T2496SEB-BS	3378	195
T2496SEM	3820	187
T2496SEM-BS	4406	195
T2496STB	2558	189
T2496STB-BS	3026	197
T2496STE	3351	189
T2496STE-BS	3789	197
T2496STEB	3092	189
T2496STEB-BS	3535	197
T2496STEM	4062	189
T2496STEM-BS	4571	197
T30108B	3030	186
T30108B-BS	3600	194
T30108E	3575	186
T30108E-BS	3977	194
T30108EB	3397	186
T30108EB-BS	3846	194
T30108EM	4220	186
T30108EM-BS	4925	194
T30108GTB	3195	188
T30108GTB-BS	3763	196
T30108GTE	3733	188
T30108GTE-BS	4138	196
T30108GTEB	3555	188
T30108GTEB-BS	3898	196
T30108GTEM	4382	188
T30108GTEM-BS	5230	196
T30108SB	4128	187
T30108SB-BS	4601	195
T30108SE	4882	187
T30108SE-BS	5365	195
T30108SEB	4508	187
T30108SEB-BS	4990	195
T30108SEM	5339	187
T30108SEM-BS	5932	195
T30108STB	4284	189
T30108STB-BS	4762	197
T30108STE	5042	189
T30108STE-BS	5527	197
T30108STEB	4667	189
T30108STEB-BS	5095	197
T30108STEM	5502	189
T30108STEM-BS	6098	197
T30120B	3131	186
T30120B-BS	3698	194
T30120E	3672	186
T30120E-BS	4074	194
T30120EB	3497	186
T30120EB-BS	3947	194
T30120EM	4314	186
T30120EM-BS	5017	194
T30120GTB	3288	188
T30120GTB-BS	3851	196
T30120GTE	3832	188
T30120GTE-BS	4234	196
T30120GTEB	3655	188
T30120GTEB-BS	4112	196
T30120GTEM	4480	188
T30120GTEM-BS	5324	196
T30120SB	4223	187
T30120SB-BS	4698	195
T30120SE	4981	187
T30120SE-BS	5463	195
T30120SEB	4603	187
T30120SEB-BS	5090	195
T30120SEM	5435	187
T30120SEM-BS	6028	195
T30120STB	4382	189
T30120STB-BS	4858	197
T30120STE	5140	189
T30120STE-BS	5629	197
T30120STEB	4768	189
T30120STEB-BS	5153	197
T30120STEM	5595	189
T30120STEM-BS	6197	197
T30132B	3288	186
T30132B-BS	3916	194
T30132E	3792	186
T30132E-BS	4326	194
T30132EB	3690	186
T30132EB-BS	4174	194
T30132EM	4568	186
T30132EM-BS	5283	194
T30132GTB	3343	188
T30132GTB-BS	4071	196
T30132GTE	3953	188
T30132GTE-BS	4357	196
T30132GTEB	3749	188
T30132GTEB-BS	4217	196
T30132GTEM	4730	188
T30132GTEM-BS	5595	196
T30132SB	4486	187
T30132SB-BS	4959	195
T30132SE	5343	187
T30132SE-BS	5851	195
T30132SEB	4920	187
T30132SEB-BS	5435	195
T30132SEM	5792	187
T30132SEM-BS	6389	195
T30132STB	4510	189
T30132STB-BS	4972	197
T30132STE	5353	189
T30132STE-BS	6014	197
T30132STEB	4937	189
T30132STEB-BS	5595	197
T30132STEM	5959	189
T30132STEM-BS	6555	197
T30144B	3385	186
T30144B-BS	4008	194
T30144E	4003	186
T30144E-BS	4425	194
T30144EB	3717	186
T30144EB-BS	4273	194
T30144EM	4665	186
T30144EM-BS	5370	194
T30144GTB	3537	188
T30144GTB-BS	4174	196
T30144GTE	4163	188
T30144GTE-BS	4454	196
T30144GTEB	3959	188
T30144GTEB-BS	4311	196
T30144GTEM	4826	188
T30144GTEM-BS	5697	196
T30144SB	4580	187
T30144SB-BS	5053	195
T30144SE	5442	187
T30144SE-BS	5944	195
T30144SEB	5020	187
T30144SEB-BS	5532	195
T30144SEM	5889	187
T30144SEM-BS	6490	195
T30144STB	4737	189
T30144STB-BS	5058	197
T30144STE	5605	189
T30144STE-BS	6109	197
T30144STEB	5177	189
T30144STEB-BS	5697	197

100 Industrial Boulevard, Clayton, DE 19938-8903 U.S.A.
Phone: 302-653-3000. Fax: 302-653-2065
http://www.eaglemhc.com

EAGLE MHC Division
Material Handling, Healthcare & Cleanroom Equipment

Part Number	List Price	Page No.
T30144STEM	6055	189
T30144STEM-BS	6652	197
T3030B	1046	186
T3030B-BS	1404	194
T3030E	1243	186
T3030E-BS	1611	194
T3030EB	1169	186
T3030EB-BS	1567	194
T3030EM	1987	186
T3030EM-BS	2578	194
T3030GTB	1205	188
T3030GTB-BS	1562	196
T3030GTE	1405	188
T3030GTE-BS	1770	196
T3030GTEB	1330	188
T3030GTEB-BS	1724	196
T3030GTEM	2153	188
T3030GTEM-BS	2834	196
T3030SB	1494	187
T3030SB-BS	1988	195
T3030SE	1783	187
T3030SE-BS	2228	195
T3030SEB	1644	187
T3030SEB-BS	2086	195
T3030SEM	2533	187
T3030SEM-BS	3122	195
T3030STB	1671	189
T3030STB-BS	2148	197
T3030STE	1948	189
T3030STE-BS	2390	197
T3030STEB	1805	189
T3030STEB-BS	2248	197
T3030STEM	2696	189
T3030STEM-BS	3285	197
T3036B	1130	186
T3036B-BS	1489	194
T3036BA-BS-HGD	2166	200
T3036BA-BS-SLD	2383	200
T3036E	1328	186
T3036E-BS	1696	194
T3036EB	1253	186
T3036EB-BS	1653	194
T3036EBW	1255	46,204
T3036EBW-1	1532	46,204
T3036EBW-2	1668	46,204
T3036EM	2080	186
T3036EM-BS	2594	194
T3036EW	1406	46,204
T3036EW-1	1690	46,204
T3036EW-2	1826	46,204
T3036GTB	1286	188
T3036GTB-BS	1644	196
T3036GTE	1490	188
T3036GTE-BS	1861	196
T3036GTEB	1419	188
T3036GTEB-BS	1813	196
T3036GTEM	2239	188
T3036GTEM-BS	2920	196
T3036SB	1598	187
T3036SB-BS	2072	195
T3036SE	1872	187
T3036SE-BS	2315	195
T3036SEB	1726	187
T3036SEB-BS	2172	195
T3036SEM	2619	187
T3036SEM-BS	3209	195
T3036STB	1756	189
T3036STB-BS	2232	197
T3036STE	2034	189
T3036STE-BS	2482	197
T3036STEB	1888	189
T3036STEB-BS	2337	197
T3036STEM	2781	189
T3036STEM-BS	3375	197
T3048B	1146	186
T3048B-BS	1514	194
T3048BA-BS-HGD	2311	200
T3048BA-BS-SLD	2543	200
T3048E	1381	186
T3048E-BS	1762	194
T3048EB	1291	186
T3048EB-BS	1704	194
T3048EBW	1417	46,204
T3048EBW-1	1722	46,204
T3048EBW-2	1883	46,204
T3048EM	2131	186
T3048EM-BS	2832	194
T3048EW	1614	46,204
T3048EW-1	1912	46,204
T3048EW-2	2085	46,204
T3048F	916	206
T3048F-US	1034	206
T3048F-USS	1113	206
T3048GTB	1308	188
T3048GTB-BS	1666	196
T3048GTE	1544	188
T3048GTE-BS	1918	196
T3048GTEB	1448	188
T3048GTEB-BS	1866	196
T3048GTEM	2295	188
T3048GTEM-BS	2994	196
T3048SB	1661	187
T3048SB-BS	2142	195
T3048SE	1985	187
T3048SE-BS	2431	195
T3048SE-BS-HA	7306	205
T3048SE-HA	6471	205
T3048SEB	1814	187
T3048SEB-BS	2268	195
T3048SEB-BS-HA	6743	205
T3048SEB-HA	6309	205
T3048SEM	2724	187
T3048SEM-BS	3318	195
T3048STB	1822	189
T3048STB-BS	2292	197
T3048STE	2149	189
T3048STE-BS	2612	197
T3048STEB	1980	189
T3048STEB-BS	2430	197
T3048STEM	2896	189
T3048STEM-BS	3487	197
T3060B	1253	186
T3060B-BS	1626	194
T3060BA-BS-HGD	2480	200
T3060BA-BS-SLD	2723	162
T3060E	1522	186
T3060E-BS	1908	194
T3060EB	1419	186
T3060EB-BS	1844	194
T3060EBW	1640	46,204
T3060EBW-1	1954	46,204
T3060EBW-2	2130	46,204
T3060EM	2286	186
T3060EM-BS	2997	194
T3060EW	1867	46,204
T3060EW-1	2186	46,204
T3060EW-2	2365	46,204
T3060F	981	206
T3060F-US	1115	206
T3060F-USS	1206	206
T3060GTB	1412	188
T3060GTB-BS	1782	196
T3060GTE	1689	188
T3060GTE-BS	2067	196
T3060GTEB	1582	188
T3060GTEB-BS	2005	196
T3060GTEM	2449	188
T3060GTEM-BS	3156	196
T3060SB	1819	187
T3060SB-BS	2291	195
T3060SE	2182	187
T3060SE-BS	2647	195
T3060SE-BS-HA	7510	205
T3060SE-HA	6659	205
T3060SEB	1999	187
T3060SEB-BS	2470	195
T3060SEB-BS-HA	6931	205
T3060SEB-HA	6488	205
T3060SEM	2930	187
T3060SEM-BS	3522	195
T3060STB	1980	189
T3060STB-BS	2449	197
T3060STE	2362	189
T3060STE-BS	2815	197
T3060STEB	2159	189
T3060STEB-BS	2632	197
T3060STEM	3098	189
T3060STEM-BS	3575	197
T3072B	1362	186
T3072B-BS	1734	194
T3072E	1665	186
T3072E-BS	2062	194
T3072EB	1556	186
T3072EB-BS	1990	194
T3072EM	2440	186
T3072EM-BS	3066	194
T3072F	1040	206
T3072F-US	1189	206
T3072F-USS	1298	206
T3072GTB	1515	188
T3072GTB-BS	1891	196
T3072GTE	1828	188
T3072GTE-BS	2227	196
T3072GTEB	1714	188
T3072GTEB-BS	2156	196
T3072GTEM	2603	188
T3072GTEM-BS	3319	196
T3072SB	1970	187
T3072SB-BS	2435	195
T3072SE	2390	187
T3072SE-BS	2866	195
T3072SE-BS-HA	7717	205
T3072SE-HA	6856	205
T3072SEB	2178	187
T3072SEB-BS	2661	195
T3072SEB-BS-HA	7113	205
T3072SEB-HA	6655	205
T3072SEM	3239	187
T3072SEM-BS	3725	195
T3072STB	2128	189
T3072STB-BS	2603	197
T3072STE	2554	189
T3072STE-BS	3027	197
T3072STEB	2342	189
T3072STEB-BS	2827	197
T3072STEM	3401	189
T3072STEM-BS	3890	197
T3084B	1700	186
T3084B-BS	2127	194
T3084E	2237	186
T3084E-BS	2594	194
T3084EB	2103	186
T3084EB-BS	2504	194
T3084EM	2951	186
T3084EM-BS	3699	194
T3084GTB	1855	188
T3084GTB-BS	2287	196
T3084GTE	2395	188
T3084GTE-BS	2757	196
T3084GTEB	2266	188
T3084GTEB-BS	2666	196
T3084GTEM	3114	188
T3084GTEM-BS	3861	196
T3084SB	2315	187
T3084SB-BS	2788	195
T3084SE	3110	187
T3084SE-BS	3532	195
T3084SEB	2854	187
T3084SEB-BS	3292	195
T3084SEM	3738	187
T3084SEM-BS	4331	195
T3084STB	2480	189
T3084STB-BS	2946	197
T3084STE	3272	189
T3084STE-BS	3696	197
T3084STEB	3016	189
T3084STEB-BS	3449	197
T3084STEM	3910	189
T3084STEM-BS	4496	197
T3096B	1969	186
T3096B-BS	2405	194
T3096E	2444	186
T3096E-BS	2813	194
T3096EB	2292	186
T3096EB-BS	2716	194
T3096EM	3157	186
T3096EM-BS	3930	194
T3096GTB	2127	188
T3096GTB-BS	2561	196
T3096GTE	2608	188
T3096GTE-BS	2970	196
T3096GTEB	2453	188
T3096GTEB-BS	2877	196
T3096GTEM	3322	188
T3096GTEM-BS	4103	196
T3096SB	2595	187
T3096SB-BS	3067	195
T3096SE	3444	187
T3096SE-BS	3888	195
T3096SEB	3156	187

ALPHANUMERIC PRICE INDEX

Part Number	List Price	Page No.
T3096SEB-BS	3614	195
T3096SEM	3890	187
T3096SEM-BS	4653	195
T3096STB	2748	189
T3096STB-BS	3228	197
T3096STE	3614	189
T3096STE-BS	4045	197
T3096STEB	3319	189
T3096STEB-BS	3775	197
T3096STEM	4051	189
T3096STEM-BS	4820	197
T36108B	3657	186
T36108B-BS	4249	194
T36108E	4174	186
T36108E-BS	4665	194
T36108EB	4078	186
T36108EB-BS	4512	194
T36108EM	4876	186
T36108EM-BS	5605	194
T36108GTB	3698	188
T36108GTB-BS	4278	196
T36108GTE	4339	188
T36108GTE-BS	4826	196
T36108GTEB	4117	188
T36108GTEB-BS	4543	196
T36108GTEM	5041	188
T36108GTEM-BS	5930	196
T36108SB	4911	187
T36108SB-BS	5388	195
T36108SE	5674	187
T36108SE-BS	6261	195
T36108SEB	5355	187
T36108SEB-BS	5825	195
T36108SEM	6155	187
T36108SEM-BS	6731	195
T36108STB	4930	189
T36108STB-BS	5546	197
T36108STE	5833	189
T36108STE-BS	6426	197
T36108STEB	5459	189
T36108STEB-BS	5816	197
T36108STEM	6314	189
T36108STEM-BS	6899	197
T36120B	3738	186
T36120B-BS	4342	194
T36120E	4273	186
T36120E-BS	4762	194
T36120EB	4174	186
T36120EB-BS	4608	194
T36120EM	4973	186
T36120EM-BS	5697	194
T36120GTB	3899	188
T36120GTB-BS	4497	196
T36120GTE	4437	188
T36120GTE-BS	4926	196
T36120GTEB	4339	188
T36120GTEB-BS	4773	196
T36120GTEM	5139	188
T36120GTEM-BS	6024	196
T36120SB	5011	187
T36120SB-BS	5482	195
T36120SE	5772	187
T36120SE-BS	6361	195
T36120SEB	5448	187
T36120SEB-BS	5917	195
T36120SEM	6244	187
T36120SEM-BS	6831	195
T36120STB	5166	189
T36120STB-BS	5641	197
T36120STE	5932	189
T36120STE-BS	6517	197
T36120STEB	5617	189
T36120STEB-BS	6085	197
T36120STEM	6408	189
T36120STEM-BS	6995	197
T36132B	3832	186
T36132B-BS	4461	194
T36132E	4463	186
T36132E-BS	5055	194
T36132EB	4314	186
T36132EB-BS	4744	194
T36132EM	5267	186
T36132EM-BS	6014	194
T36132GTB	3984	188
T36132GTB-BS	4616	196
T36132GTE	4623	188
T36132GTE-BS	5070	196
T36132GTEB	4472	188
T36132GTEB-BS	4899	196
T36132GTEM	5435	188
T36132GTEM-BS	6348	196
T36132SB	5187	187
T36132SB-BS	5811	195
T36132SE	6203	187
T36132SE-BS	6610	195
T36132SEB	5680	187
T36132SEB-BS	6143	195
T36132SEM	6672	187
T36132SEM-BS	7263	195
T36132STB	5338	189
T36132STB-BS	5794	197
T36132STE	6174	189
T36132STE-BS	6974	197
T36132STEB	5932	189
T36132STEB-BS	6309	197
T36132STEM	6830	189
T36132STEM-BS	7423	197
T36144B	4045	186
T36144B-BS	4553	194
T36144E	4691	186
T36144E-BS	5158	194
T36144EB	4408	186
T36144EB-BS	4981	194
T36144EM	5368	186
T36144EM-BS	6108	194
T36144GTB	4198	188
T36144GTB-BS	4703	196
T36144GTE	4716	188
T36144GTE-BS	5163	196
T36144GTEB	4702	188
T36144GTEB-BS	4994	196
T36144GTEM	5532	188
T36144GTEM-BS	6446	196
T36144SB	5429	187
T36144SB-BS	5913	195
T36144SE	6298	187
T36144SE-BS	6906	195
T36144SEB	5940	187
T36144SEB-BS	6240	195
T36144SEM	6771	187
T36144SEM-BS	7361	195
T36144STB	5429	189
T36144STB-BS	5885	197
T36144STE	6468	189
T36144STE-BS	7081	197
T36144STEB	6104	189
T36144STEB-BS	6399	197
T36144STEM	6930	189
T36144STEM-BS	7520	197
T3648B	1428	186
T3648B-BS	1969	194
T3648E	1619	186
T3648E-BS	2111	194
T3648EB	1571	186
T3648EB-BS	2052	194
T3648EM	2565	186
T3648EM-BS	3202	194
T3648GTB	1589	188
T3648GTB-BS	2127	196
T3648GTE	1980	188
T3648GTE-BS	2278	196
T3648GTEB	1733	188
T3648GTEB-BS	2212	196
T3648GTEM	2724	188
T3648GTEM-BS	3454	196
T3648SB	1917	187
T3648SB-BS	2387	195
T3648SE	2265	187
T3648SE-BS	2865	195
T3648SEB	2142	187
T3648SEB-BS	2666	195
T3648SEM	3182	187
T3648SEM-BS	3778	195
T3648STB	2080	189
T3648STB-BS	2543	197
T3648STE	2426	189
T3648STE-BS	3026	197
T3648STEB	2305	189
T3648STEB-BS	2832	197
T3648STEM	3342	189
T3648STEM-BS	3610	197
T3660B	1609	186
T3660B-BS	2130	194
T3660E	1814	186
T3660E-BS	2426	194
T3660EB	1763	186
T3660EB-BS	2347	194
T3660EM	2765	186
T3660EM-BS	3403	194
T3660GTB	1768	188
T3660GTB-BS	2291	196
T3660GTE	1985	188
T3660GTE-BS	2587	196
T3660GTEB	1922	188
T3660GTEB-BS	2510	196
T3660GTEM	2922	188
T3660GTEM-BS	3662	196
T3660SB	2123	187
T3660SB-BS	2595	195
T3660SE	2494	187
T3660SE-BS	3229	195
T3660SEB	2347	187
T3660SEB-BS	3010	195
T3660SEM	3422	187
T3660SEM-BS	4016	195
T3660STB	2280	189
T3660STB-BS	2748	197
T3660STE	2658	189
T3660STE-BS	3394	197
T3660STEB	2510	189
T3660STEB-BS	3166	197
T3660STEM	3587	189
T3660STEM-BS	4053	197
T3672B	1761	186
T3672B-BS	2262	194
T3672E	1978	186
T3672E-BS	2598	194
T3672EB	1912	186
T3672EB-BS	2509	194
T3672EM	2944	186
T3672EM-BS	3592	194
T3672GTB	1917	188
T3672GTB-BS	2344	196
T3672GTE	2142	188
T3672GTE-BS	2758	196
T3672GTEB	2070	188
T3672GTEB-BS	2667	196
T3672GTEM	3110	188
T3672GTEM-BS	3858	196
T3672SB	2322	187
T3672SB-BS	2801	195
T3672SE	2723	187
T3672SE-BS	3460	195
T3672SEB	2562	187
T3672SEB-BS	3228	195
T3672SEM	3669	187
T3672SEM-BS	4261	195
T3672STB	2482	189
T3672STB-BS	2951	197
T3672STE	2894	189
T3672STE-BS	3629	197
T3672STEB	2723	189
T3672STEB-BS	3389	197
T3672STEM	3831	189
T3672STEM-BS	4428	197
T3684B	2420	186
T3684B-BS	2672	194
T3684E	2647	186
T3684E-BS	3042	194
T3684EB	2598	186
T3684EB-BS	2937	194
T3684EM	3551	186
T3684EM-BS	4223	194
T3684GTB	2576	188
T3684GTB-BS	2831	196
T3684GTE	2833	188
T3684GTE-BS	3209	196
T3684GTEB	2758	188
T3684GTEB-BS	3105	196
T3684GTEM	3717	188
T3684GTEM-BS	4509	196
T3684SB	3209	187
T3684SB-BS	3680	195
T3684SE	3687	187
T3684SE-BS	4124	195
T3684SEB	3483	187
T3684SEB-BS	3835	195
T3684SEM	4474	187
T3684SEM-BS	5071	195
T3684STB	3370	189

100 Industrial Boulevard, Clayton, DE 19938-8903 U.S.A.
Phone: 302-653-3000. Fax: 302-653-2065
http://www.eaglemhc.com

EAGLE MHC Division
Material Handling, Healthcare & Cleanroom Equipment

Part Number	List Price	Page No.
T3684STB-BS	3833	197
T3684STE	3846	189
T3684STE-BS	4292	197
T3684STEB	3637	189
T3684STEB-BS	4003	197
T3684STEM	4640	189
T3684STEM-BS	5235	197
T3696B	2573	186
T3696B-BS	3004	194
T3696E	2832	186
T3696E-BS	3420	194
T3696EB	2754	186
T3696EB-BS	3303	194
T3696EM	3720	186
T3696EM-BS	4395	194
T3696GTB	2700	188
T3696GTB-BS	3059	196
T3696GTE	2994	188
T3696GTE-BS	3585	196
T3696GTEB	2915	188
T3696GTEB-BS	3460	196
T3696GTEM	3889	188
T3696GTEM-BS	4689	196
T3696SB	3459	187
T3696SB-BS	3927	195
T3696SE	3965	187
T3696SE-BS	4418	195
T3696SEB	3733	187
T3696SEB-BS	4106	195
T3696SEM	4748	187
T3696SEM-BS	5348	195
T3696STB	3616	189
T3696STB-BS	4090	197
T3696STE	4124	189
T3696STE-BS	4581	197
T3696STEB	3899	189
T3696STEB-BS	4271	197
T3696STEM	4918	189
T3696STEM-BS	5511	197
T48108E	9846	186
T48108EM	11112	186
T48108GTE	10002	188
T48108GTEM	11267	188
T48108SE	11252	187
T48108SEM	12518	187
T48108STE	11432	189
T48108STEM	12673	189
T48120E	9960	186
T48120EM	11201	186
T48120GTE	10114	188
T48120GTEM	11362	188
T48120SE	11351	187
T48120SEM	12610	187
T48120STE	11509	189
T48120STEM	12766	189
T48132E	10818	186
T48132EM	12065	186
T48132GTE	10981	188
T48132GTEM	12219	188
T48132SE	12205	187
T48132SEM	13463	187
T48132STE	12380	189
T48132STEM	13622	189
T48144E	10897	186
T48144EM	12160	186
T48144GTE	11072	188
T48144GTEM	12314	188
T48144SE	12296	187
T48144SEM	13558	187
T48144STE	12447	189
T48144STEM	13715	189
T4848E	3776	186
T4848EM	5031	186
T4848GTE	3932	188
T4848GTEM	5163	188
T4848SE	4377	187
T4848SEM	5637	187
T4848STE	4706	189
T4848STEM	5795	189
T4860E	4220	186
T4860EM	5478	186
T4860GTE	4386	188
T4860GTEM	5637	188
T4860SE	4842	187
T4860SEM	6108	187
T4860STE	5001	189
T4860STEM	6270	189
T4872E	4582	186
T4872EM	5843	186
T4872GTE	4746	188
T4872GTEM	6114	188
T4872SE	5288	187
T4872SEM	6553	187
T4872STE	5446	189
T4872STEM	6705	189
T4884E	6223	186
T4884EM	7477	186
T4884GTE	6387	188
T4884GTEM	7635	188
T4884SE	7149	187
T4884SEM	8408	187
T4884STE	7318	189
T4884STEM	8571	189
T4896E	6581	186
T4896EM	7840	186
T4896GTE	6733	188
T4896GTEM	8000	188
T4896SE	7717	187
T4896SEM	8981	187
T4896STE	7874	189
T4896STEM	9132	189
TB1016-3	42	51
TB1016-6	45	51
TB1035XL	33	173
TB1050XL	38	173
TB1722-3	68	51,53
TB1722-6	81	51,53
TB1722-9	95	51,53
TB2035XL	39	173
TB2060XL	55	173
TB2080XL	61	173
TB3030XL	95	173
TB3060XL	99	173
TB3080XL	120	173
TB3120XL	165	173
TBC-P	1014	172
TBC-R	920	172
TBC-S	123	172
TBC-SD	116	172
TBC1-P	952	172
TBC1-R	928	172
TBC2-P	1384	172
TBC2-R	1356	172
TBC3-P	1942	172
TBC3-R	1914	172
TD2448-BSP	1485	39
TD2448-SP	722	39
TD2460-BSP	1492	39
TD2460-SP	757	39
TD3	3300	213
TD3L	3726	213
TEP74-C	219	59
TEP74-E	235	59
TEP74-Z	195	59
TEP86-C	244	59
TEP86-E	262	59
TEP86-Z	228	59
TM108APR	2102	216
TM108PR	2610	216
TM108PRS	2261	216
TM120APR	2166	216
TM120PR	2718	216
TM120PRS	2284	216
TM132APR	2229	216
TM132PR	2855	216
TM132PRS	2385	216
TM144APR	2304	216
TM144PR	2908	216
TM144PRS	2412	216
TM36APR	1252	216
TM36PR	1497	216
TM36PRS	610	216
TM48APR	1303	216
TM48PR	1582	216
TM48PRS	659	216
TM60APR	1346	216
TM60PR	1666	216
TM60PRS	708	216
TM72APR	1410	216
TM72PR	1754	216
TM72PRS	761	216
TM84APR	1681	216
TM84PR	2072	216
TM84PRS	817	216
TM96APR	1733	216
TM96PR	2158	216
TM96PRS	905	216
TMS2424	1145	205
TMS2424S	1391	205
TMS3024	1195	205
TMS3024S	1461	205
TMS3030	1330	205
TMS3030S	1655	205
TMS3036	1365	205
TMS3036S	1683	205
TMS3636	1432	205
TMS3636S	1762	205
TPH-C	58	128
TPH-EP	76	128
TPH-S	67	128
TR10	70	91
TR18BL	67	52
TR18C	60	52
TS1417	137	51
TS18-C	113	53
TS18-E	133	53
TS2021	144	51
TS24-C	120	53
TS24-E	139	53
TS2517	143	51
U2-1836C	443	29
U2-1836C-RP	448	25
U2-1836S	1190	29
U2-1836Z	437	29
U2-1842C	470	29
U2-1842S	1315	29
U2-1842Z	457	29
U2-2136C	476	29
U2-2136S	1291	29
U2-2136Z	457	29
U2-2142C	502	29
U2-2142S	1416	29
U2-2142Z	482	29
U2-2148C	509	29
U2-2148S	1416	29
U2-2148Z	492	29
U2-2436C	496	29
U2-2436S	1361	29
U2-2436Z	476	29
U2-2442C	531	29
U2-2442S	1534	29
U2-2442Z	509	29
U2-2448C	540	29
U2-2448S	1534	29
U2-2448Z	517	29
U2-2460C	590	29
U2-2460S	1761	29
U2-2460Z	576	29
U3-1836C	535	29
U3-1836C-RP	540	25
U3-1836S	1526	29
U3-1836Z	528	29
U3-1842C	578	29
U3-1842S	1715	29
U3-1842Z	560	29
U3-2136C	588	29
U3-2136CS	810	28
U3-2136S	1678	29
U3-2136Z	559	29
U3-2142C	625	29
U3-2142S	1861	29
U3-2142Z	594	29
U3-2148C	635	29
U3-2148S	1861	29
U3-2148Z	604	29
U3-2436C	609	29
U3-2436CS	853	28
U3-2436S	1776	29
U3-2436Z	587	29
U3-2442C	667	29
U3-2442S	2039	29
U3-2442Z	633	29
U3-2448C	680	29
U3-2448S	2039	29
U3-2448Z	643	29
U3-2460C	755	29
U3-2460S	2377	29
U3-2460Z	733	29
UC-311	915	27
UC-322	941	27

ALPHANUMERIC PRICE INDEX

Part Number	List Price	Page No.
UCB24120SE	7545	202
UCB2436SE	4104	202
UCB2448SE	4590	202
UCB2460SE	4931	202
UCB2472SE	5288	202
UCB2484SE	6045	202
UCB2496SE	6532	202
UCB30120SE	7870	202
UCB3036SE	4285	202
UCB3048SE	4762	202
UCB3060SE	5140	202
UCB3072SE	5523	202
UCB3084SE	6212	202
UCB3096SE	6804	202
UCBH24120SE	8200	202
UCBH2436SE	5029	202
UCBH2448SE	5266	202
UCBH2460SE	5615	202
UCBH2472SE	5958	202
UCBH2484SE	6704	202
UCBH2496SE	7190	202
UCBH30120SE	8519	202
UCBH3036SE	5199	202
UCBH3048SE	5437	202
UCBH3060SE	5819	202
UCBH3072SE	6198	202
UCBH3084SE	6880	202
UCBH3096SE	7463	202
UH	17	91
UH18-C	58	29
UH18-S	148	29
UH21-C	59	29
UH21-S	151	29
UH24-C	59	29
UH24-S	154	29
UOB24120SE	5160	202
UOB2436SE	3214	202
UOB2448SE	3338	202
UOB2460SE	3572	202
UOB2472SE	3808	202
UOB2484SE	4143	202
UOB2496SE	4352	202
UOB30120SE	5486	202
UOB3036SE	3395	202
UOB3048SE	3513	202
UOB3060SE	3777	202
UOB3072SE	4040	202
UOB3084SE	4322	202
UOB3096SE	4770	202
UR-501	928	205
UR1836C	652	36,161
UR1848C	697	36,161
UR1860C	754	36,161
URS1836C	855	36,161
URS1848C	937	36,161
URS1860C	1073	36,161
US0824-16/3	800	253
US0836-16/3	920	253
US0848-16/3	1165	253
US18-S	77	53
US21-S	85	53
US24-S	88	53
US30-S	94	53
USS24-S	175	53
USS30-S	211	53
UT24108B	3115	190
UT24108E	3396	190
UT24108EB	3233	190
UT24108GTB	3178	192
UT24108GTE	3551	192
UT24108GTEB	3395	192
UT24108SB	4014	191
UT24108SE	4691	191
UT24108SEB	4339	191
UT24108STB	4053	193
UT24108STE	4857	193
UT24108STEB	4377	193
UT24120B	3178	190
UT24120E	3594	190
UT24120EB	3426	190
UT24120GTB	3373	192
UT24120GTE	3749	192
UT24120GTEB	3589	192
UT24120SB	4106	191
UT24120SE	4789	191
UT24120SEB	4437	191
UT24120STB	4263	193
UT24120STE	4958	193
UT24120STEB	4600	193
UT2412STE	1160	200
UT2412STEB	1068	200
UT24132B	3210	190
UT24132E	3785	190
UT24132EB	3491	190
UT24132GTB	3378	192
UT24132GTE	3832	192
UT24132GTEB	3646	192
UT24132SB	4192	191
UT24132SE	4939	191
UT24132SEB	4690	191
UT24132STB	4349	193
UT24132STE	5098	193
UT24132STEB	4714	193
UT24144B	3229	190
UT24144E	3898	190
UT24144EB	3691	190
UT24144GTB	3392	192
UT24144GTE	3926	192
UT24144GTEB	3737	192
UT24144SB	4411	191
UT24144SE	5187	191
UT24144SEB	4786	191
UT24144STB	4353	193
UT24144STE	5348	193
UT24144STEB	4813	193
UT2415STE	1187	200
UT2415STEB	1092	200
UT2418STE	1241	200
UT2418STEB	1142	200
UT2424B	1061	190
UT2424E	1213	190
UT2424EB	1167	190
UT2424GTB	1219	192
UT2424GTE	1496	192
UT2424GTEB	1329	192
UT2424SB	1446	191
UT2424SE	1646	191
UT2424SEB	1532	191
UT2424STB	1629	193
UT2424STE	1805	193
UT2424STEB	1692	193
UT2430B	1145	190
UT2430E	1330	190
UT2430EB	1253	190
UT2430GTB	1303	192
UT2430GTE	1563	192
UT2430GTEB	1418	192
UT2430SB	1562	191
UT2430SE	1813	191
UT2430SEB	1675	191
UT2430STB	1719	193
UT2430STE	1978	193
UT2430STEB	1841	193
UT2436B	1224	190
UT2436E	1419	190
UT2436EB	1338	190
UT2436GTB	1385	192
UT2436GTE	1589	192
UT2436GTEB	1502	192
UT2436SB	1644	191
UT2436SE	1900	191
UT2436SEB	1767	191
UT2436STB	1805	193
UT2436STE	2062	193
UT2436STEB	1926	193
UT2448B	1244	190
UT2448E	1444	190
UT2448EB	1363	190
UT2448GTB	1404	192
UT2448GTE	1666	192
UT2448GTEB	1524	192
UT2448SB	1689	191
UT2448SE	1978	191
UT2448SEB	1824	191
UT2448STB	1843	193
UT2448STE	2142	193
UT2448STEB	1986	193
UT2460B	1315	190
UT2460E	1563	190
UT2460EB	1467	190
UT2460GTB	1470	192
UT2460GTE	1722	192
UT2460GTEB	1630	192
UT2460SB	1808	191
UT2460SE	2147	191
UT2460SEB	1967	191
UT2460STB	1967	193
UT2460STE	2306	193
UT2460STEB	2129	193
UT2472B	1398	190
UT2472E	1683	190
UT2472EB	1575	190
UT2472GTB	1557	192
UT2472GTE	1844	192
UT2472GTEB	1744	192
UT2472SB	1930	191
UT2472SE	2311	191
UT2472SEB	2111	191
UT2472STB	2091	193
UT2472STE	2474	193
UT2472STEB	2278	193
UT2484B	1742	190
UT2484E	2254	190
UT2484EB	2210	190
UT2484GTB	1901	192
UT2484GTE	2417	192
UT2484GTEB	2369	192
UT2484SB	2357	191
UT2484SE	3109	191
UT2484SEB	2865	191
UT2484STB	2516	193
UT2484STE	3266	193
UT2484STEB	3026	193
UT2496B	1970	190
UT2496E	2402	190
UT2496EB	2352	190
UT2496GTB	2128	192
UT2496GTE	2565	192
UT2496GTEB	2515	192
UT2496SB	2525	191
UT2496SE	3319	191
UT2496SEB	3049	191
UT2496STB	2678	193
UT2496STE	3488	193
UT2496STEB	3218	193
UT30108B	3156	190
UT30108E	3705	190
UT30108EB	3524	190
UT30108GTB	3228	192
UT30108GTE	3862	192
UT30108GTEB	3691	192
UT30108SB	4256	191
UT30108SE	5017	191
UT30108SEB	4637	191
UT30108STB	4291	193
UT30108STE	5175	193
UT30108STEB	4798	193
UT30120B	3247	190
UT30120E	3802	190
UT30120EB	3627	190
UT30120GTB	3401	192
UT30120GTE	3965	192
UT30120GTEB	3787	192
UT30120SB	4351	191
UT30120SE	5113	191
UT30120SEB	4731	191
UT30120STB	4508	193
UT30120STE	5267	193
UT30120STEB	4896	193
UT3012STE	1253	200
UT3012STE	1253	200
UT3012STEB	1153	200
UT30132B	3411	190
UT30132E	3918	190
UT30132EB	3726	190
UT30132GTB	3472	192
UT30132GTE	4197	192
UT30132GTEB	3885	192
UT30132SB	4482	191
UT30132SE	5475	191
UT30132SEB	4900	191
UT30132STB	4631	193
UT30132STE	5637	193
UT30132STEB	5061	193
UT30144B	3508	190
UT30144E	4010	190
UT30144EB	3816	190
UT30144GTB	3563	192
UT30144GTE	4303	192
UT30144GTEB	3977	192

100 Industrial Boulevard, Clayton, DE 19938-8903 U.S.A.
Phone: 302-653-3000. Fax: 302-653-2065
http://www.eaglemhc.com

EAGLE MHC Division
Material Handling, Healthcare & Cleanroom Equipment

Part Number	List Price	Page No.
UT30144SB	4571	191
UT30144SE	5575	191
UT30144SEB	5142	191
UT30144STB	4729	193
UT30144STE	5735	193
UT30144STEB	5306	193
UT3015STE	1281	200
UT3015STEB	1178	200
UT3018STE	1353	200
UT3018STEB	1244	200
UT3030B	1174	190
UT3030E	1368	190
UT3030EB	1298	190
UT3030GTB	1329	192
UT3030GTE	1532	192
UT3030GTEB	1462	192
UT3030SB	1640	191
UT3030SE	1912	191
UT3030SEB	1770	191
UT3030STB	1802	193
UT3030STE	2070	193
UT3030STEB	1939	193
UT3036B	1253	190
UT3036E	1454	190
UT3036EB	1385	190
UT3036GTB	1412	192
UT3036GTE	1619	192
UT3036GTEB	1547	192
UT3036SB	1723	191
UT3036SE	1995	191
UT3036SEB	1861	191
UT3036STB	1885	193
UT3036STE	2158	193
UT3036STEB	2024	193
UT3048B	1271	190
UT3048E	1506	190
UT3048EB	1418	190
UT3048GTB	1431	192
UT3048GTE	1673	192
UT3048GTEB	1577	192
UT3048SB	1786	191
UT3048SE	2109	191
UT3048SEB	1948	191
UT3048STB	1948	193
UT3048STE	2277	193
UT3048STEB	2105	193
UT3060B	1378	190
UT3060E	1654	190
UT3060EB	1556	190
UT3060GTB	1534	192
UT3060GTE	1814	192
UT3060GTEB	1714	192
UT3060SB	1942	191
UT3060SE	2316	191
UT3060SEB	2129	191
UT3060STB	2102	193
UT3060STE	2485	193
UT3060STEB	2292	193
UT3072B	1485	190
UT3072E	1798	190
UT3072EB	1683	190
UT3072GTB	1640	192
UT3072GTE	1957	192
UT3072GTEB	1844	192
UT3072SB	2101	191
UT3072SE	2522	191
UT3072SEB	2311	191
UT3072STB	2252	193
UT3072STE	2686	193
UT3072STEB	2474	193
UT3084B	1826	190
UT3084E	2369	190
UT3084EB	2233	190
UT3084GTB	1985	192
UT3084GTE	2533	192
UT3084GTEB	2394	192
UT3084SB	2447	191
UT3084SE	3239	191
UT3084SEB	2983	191
UT3084STB	2603	193
UT3084STE	3401	193
UT3084STEB	3148	193
UT3096B	2092	190
UT3096E	2573	190
UT3096EB	2425	190
UT3096GTB	2251	192
UT3096GTE	2734	192
UT3096GTEB	2585	192
UT3096SB	2717	191
UT3096SE	3575	191
UT3096SEB	3292	191
UT3096STB	2875	193
UT3096STE	3733	193
UT3096STEB	3449	193
UT36108B	3777	190
UT36108E	4187	190
UT36108EB	4058	190
UT36108GTB	3934	192
UT36108GTE	4344	192
UT36108GTEB	4249	192
UT36108SB	5038	191
UT36108SE	5803	191
UT36108SEB	5325	191
UT36108STB	5049	193
UT36108STE	5966	193
UT36108STEB	5484	193
UT36120B	3873	190
UT36120E	4404	190
UT36120EB	4308	190
UT36120GTB	4028	192
UT36120GTE	4568	192
UT36120GTEB	4470	192
UT36120SB	5138	191
UT36120SE	5904	191
UT36120SEB	5582	191
UT36120STB	5291	193
UT36120STE	6065	193
UT36120STEB	5742	193
UT3612STE	1335	200
UT3612STEB	1229	200
UT36132B	3955	190
UT36132E	4592	190
UT36132EB	4439	190
UT36132GTB	4108	192
UT36132GTE	4747	192
UT36132GTEB	4600	192
UT36132SB	5460	191
UT36132SE	6147	191
UT36132SEB	5808	191
UT36132STB	5456	193
UT36132STE	6278	193
UT36132STEB	5961	193
UT36144B	4170	190
UT36144E	4686	190
UT36144EB	4535	190
UT36144GTB	4201	192
UT36144GTE	4842	192
UT36144GTEB	4698	192
UT36144SB	5565	191
UT36144SE	6430	191
UT36144SEB	6076	191
UT36144STB	5552	193
UT36144STE	6406	193
UT36144STEB	6238	193
UT3615STE	1376	200
UT3615STEB	1268	200
UT3618STE	1431	200
UT3618STEB	1315	200
UT3648B	1556	190
UT3648E	1751	190
UT3648EB	1704	190
UT3648GTB	1713	192
UT3648GTE	1912	192
UT3648GTEB	1866	192
UT3648SB	2042	191
UT3648SE	2391	191
UT3648SEB	2266	191
UT3648STB	2197	193
UT3648STE	2560	193
UT3648STEB	2428	193
UT3660B	1735	190
UT3660E	1948	190
UT3660EB	1888	190
UT3660GTB	1895	192
UT3660GTE	2105	192
UT3660GTEB	2055	192
UT3660SB	2244	191
UT3660SE	2624	191
UT3660SEB	2485	191
UT3660STB	2405	193
UT3660STE	2786	193
UT3660STEB	2642	193
UT3672B	1886	190
UT3672E	2103	190
UT3672EB	2044	190
UT3672GTB	2042	192
UT3672GTE	2266	192
UT3672GTEB	2210	192
UT3672SB	2451	191
UT3672SE	2855	191
UT3672SEB	2696	191
UT3672STB	2610	193
UT3672STE	3017	193
UT3672STEB	2855	193
UT3684B	2543	190
UT3684E	2802	190
UT3684EB	2723	190
UT3684GTB	2706	192
UT3684GTE	2962	192
UT3684GTEB	2894	192
UT3684SB	3332	191
UT3684SE	3819	191
UT3684SEB	3614	191
UT3684STB	3491	193
UT3684STE	3977	193
UT3684STEB	3775	193
UT3696B	2696	190
UT3696E	2961	190
UT3696EB	2881	190
UT3696GTB	2854	192
UT3696GTE	3124	192
UT3696GTEB	3042	192
UT3696SB	3585	191
UT3696SE	4103	191
UT3696SEB	3862	191
UT3696STB	3737	193
UT3696STE	4257	193
UT3696STEB	4027	193
UUC-311	949	27
UUC-322	976	27
UWT3048SE	1309	183
UWT3048SEB	925	183
UWT3048SEM	1834	183
UWT3060SE	1492	183
UWT3060SEB	1083	183
UWT3060SEM	1959	183
UWT3072SE	1745	183
UWT3072SEB	1214	183
UWT3072SEM	2212	183
W1436-GBC	354	131
W1436-GBS	1063	131
W1448-GBC	390	131
W1448-GBS	1180	131
W1460-GBC	425	131
W1460-GBS	1232	131
W1472-GBC	446	131
W1472-GBS	1306	131
W1916	3830	236
W1916-FA	1999	236
WAL-1-1836	470	90
WAL-1-1848	519	90
WAL-2-1836	859	90
WAL-2-1848	959	90
WB	45	91
WB14-C	60	49,97
WB14-S	143	49,97
WB14-VG	61	49,97
WB18-C	61	49,97
WB18-S	153	49,97
WB18-VG	62	49,97
WB21-C	61	49,97
WB21-S	156	49,97
WB21-VG	62	49,97
WB24-C	62	49,97
WB24-S	160	49,97
WB24-VG	65	49,97
WBC1836C-1B1W	452	27,158
WBC1836C-2B	399	27,158
WBS1836C	130	40
WCH-24	6082	98,209
WCH-24C-L	5639	253
WCH-24C-LL	5983	253
WCH-24C-R	5639	253
WCH-24C-RL	5983	253
WCH-30	6740	98,209
WCH-36	6857	98,209
WCH-42	7206	98,209
WCH-48	7428	98,209
WCH-54	7597	98,209
WCH-60	8518	98,209

ALPHANUMERIC PRICE INDEX

Part Number	List Price	Page No.
WCH-66	8580	98,209
WCH-72	9544	98,209
WCH-84	9811	98,209
WCH-90	10368	98,209
WCH-96	10689	98,209
WCH4-24C-L	5089	253
WCH4-24C-LL	5433	253
WCH4-24C-R	5089	253
WCH4-24C-RL	5433	253
WCO-24	4482	98,209
WCO-30	4487	98,209
WCO-36	4653	98,209
WCO-48	5360	98,209
WCO-60	5866	98,209
WCO-72	6224	98,209
WCO-84	6567	98,209
WCO-96	7354	98,209
WCS-120	12196	98,209
WCS-24	5070	98,209
WCS-30	6177	98,209
WCS-36	6369	98,209
WCS-42	6400	98,209
WCS-48	6976	98,209
WCS-54	7106	98,209
WCS-60	8068	98,209
WCS-72	9037	98,209
WCS-84	9271	98,209
WCS-90	9818	98,209
WCS-96	10123	98,209
WDR203608-A	337	39
WDR203612-A	337	39
WDR204808-A	389	39
WDR204812-A	389	39
WDR206008-A	438	39
WDR206012-A	438	39
WDR243608-A	378	39
WDR243612-A	378	39
WDR244808-A	425	39
WDR244812-A	425	39
WDR246008-A	492	39
WDR246012-A	492	39
WM108APR	867	217
WM108PR	1189	217
WM120APR	877	217
WM120PR	1260	217
WM132APR	1015	217
WM132PR	1277	217
WM144APR	1090	217
WM144PR	1608	217
WM1836	112	90
WM1848	144	90
WM1860	168	90
WM2448	171	90
WM2472	197	90
WM2484	235	90
WM2496	249	90
WM3354	287	90
WM36APR	363	217
WM36PR	420	217
WM4848	278	90
WM48APR	381	217
WM48PR	508	217
WM60APR	433	217
WM60PR	541	217
WM72APR	556	217
WM72PR	687	217
WM84APR	584	217
WM84PR	747	217
WM96APR	717	217
WM96PR	1059	217
WOAC2436T-1C-1W	1310	140,178
WOAC2436T-1H-1W	1310	140,178
WOAC2436T-2C	1310	140,178
WOAC2436T-2H	1310	140,178
WOAC2436T-2W	1310	140,178
WOAC2448T-1C-1W	1490	140,178
WOAC2448T-1H-1W	1490	140,178
WOAC2448T-2C	1490	140,178
WOAC2448T-2H	1490	140,178
WOAC2448T-2W	1490	140,178
WOAC2460T-1C-1W	1674	140,178
WOAC2460T-1H-1W	1674	140,178
WOAC2460T-2C	1674	140,178
WOAC2460T-2H	1674	140,178
WOAC2460T-2W	1674	140,178
WOAC3036T-1C-1W	1385	140,178
WOAC3036T-1H-1W	1385	140,178
WOAC3036T-2C	1385	140,178
WOAC3036T-2H	1385	140,178
WOAC3036T-2W	1385	140,178
WOAC3048T-1C-1W	1616	140,178
WOAC3048T-1H-1W	1616	140,178
WOAC3048T-2C	1616	140,178
WOAC3048T-2H	1616	140,178
WOAC3048T-2W	1616	140,178
WOAC3060T-1C-1W	1820	140,178
WOAC3060T-1H-1W	1820	140,178
WOAC3060T-2C	1820	140,178
WOAC3060T-2H	1820	140,178
WOAC3060T-2W	1820	140,178
WOAC3636T-1C-1W	1681	140,178
WOAC3636T-1H-1W	1681	140,178
WOAC3636T-2C	1681	140,178
WOAC3636T-2H	1681	140,178
WOAC3636T-2W	1681	140,178
WOAC3648T-1C-1W	1902	140,178
WOAC3648T-1H-1W	1902	140,178
WOAC3648T-2C	1902	140,178
WOAC3648T-2H	1902	140,178
WOAC3648T-2W	1902	140,178
WOAC3660T-1C-1W	2066	140,178
WOAC3660T-1H-1W	2066	140,178
WOAC3660T-2C	2066	140,178
WOAC3660T-2H	2066	140,178
WOAC3660T-2W	2066	140,178
WOAEP2436T-1C-1W	2818	141
WOAEP2436T-1H-1W	2818	141
WOAEP2436T-2C	2818	141
WOAEP2436T-2H	2818	141
WOAEP2436T-2W	2818	141
WOAEP2448T-1C-1W	3259	141
WOAEP2448T-1H-1W	3259	141
WOAEP2448T-2C	3259	141
WOAEP2448T-2H	3259	141
WOAEP2448T-2W	3259	141
WOAEP2460T-1C-1W	3957	141
WOAEP2460T-1H-1W	3957	141
WOAEP2460T-2C	3957	141
WOAEP2460T-2H	3957	141
WOAEP2460T-2W	3957	141
WOAEP3036T-1C-1W	3316	141
WOAEP3036T-1H-1W	3316	141
WOAEP3036T-2C	3316	141
WOAEP3036T-2H	3316	141
WOAEP3036T-2W	3316	141
WOAEP3048T-1C-1W	3865	141
WOAEP3048T-1H-1W	3865	141
WOAEP3048T-2C	3865	141
WOAEP3048T-2H	3865	141
WOAEP3048T-2W	3865	141
WOAEP3060T-1C-1W	4371	141
WOAEP3060T-1H-1W	4371	141
WOAEP3060T-2C	4371	141
WOAEP3060T-2H	4371	141
WOAEP3060T-2W	4371	141
WOAEP3636T-1C-1W	3611	141
WOAEP3636T-1H-1W	3611	141
WOAEP3636T-2C	3611	141
WOAEP3636T-2H	3611	141
WOAEP3636T-2W	3611	141
WOAEP3648T-1C-1W	4253	141
WOAEP3648T-1H-1W	4253	141
WOAEP3648T-2C	4253	141
WOAEP3648T-2H	4253	141
WOAEP3648T-2W	4253	141
WOAEP3660T-1C-1W	4961	141
WOAEP3660T-1H-1W	4961	141
WOAEP3660T-2C	4961	141
WOAEP3660T-2H	4961	141
WOAEP3660T-2W	4961	141
WOAP2436T-1C-1W	2589	141
WOAP2436T-1H-1W	2589	141
WOAP2436T-2C	2589	141
WOAP2436T-2H	2589	141
WOAP2436T-2W	2589	141
WOAP2448T-1C-1W	3035	141
WOAP2448T-1H-1W	3035	141
WOAP2448T-2C	3035	141
WOAP2448T-2H	3035	141
WOAP2448T-2W	3035	141
WOAP2460T-1C-1W	3497	141
WOAP2460T-1H-1W	3497	141
WOAP2460T-2C	3497	141
WOAP2460T-2H	3497	141
WOAP2460T-2W	3497	141
WOAP3036T-1C-1W	2798	141
WOAP3036T-1H-1W	2798	141
WOAP3036T-2C	2798	141
WOAP3036T-2H	2798	141
WOAP3036T-2W	2798	141
WOAP3048T-1C-1W	3308	141
WOAP3048T-1H-1W	3308	141
WOAP3048T-2C	3308	141
WOAP3048T-2H	3308	141
WOAP3048T-2W	3308	141
WOAP3060T-1C-1W	3785	141
WOAP3060T-1H-1W	3785	141
WOAP3060T-2C	3785	141
WOAP3060T-2H	3785	141
WOAP3060T-2W	3785	141
WOAP3636T-1C-1W	3171	141
WOAP3636T-1H-1W	3171	141
WOAP3636T-2C	3171	141
WOAP3636T-2H	3171	141
WOAP3636T-2W	3171	141
WOAP3648T-1C-1W	3725	141
WOAP3648T-1H-1W	3725	141
WOAP3648T-2C	3725	141
WOAP3648T-2H	3725	141
WOAP3648T-2W	3725	141
WOAP3660T-1C-1W	4273	141
WOAP3660T-1H-1W	4273	141
WOAP3660T-2C	4273	141
WOAP3660T-2H	4273	141
WOAP3660T-2W	4273	141
WOAPEP2436T-1C-1W	3157	141
WOAPEP2436T-1H-1W	3157	141
WOAPEP2436T-2C	3157	141
WOAPEP2436T-2H	3157	141
WOAPEP2436T-2W	3157	141
WOAPEP2448T-1C-1W	3685	141
WOAPEP2448T-1H-1W	3685	141
WOAPEP2448T-2C	3685	141
WOAPEP2448T-2H	3685	141
WOAPEP2448T-2W	3685	141
WOAPEP2460T-1C-1W	4384	141
WOAPEP2460T-1H-1W	4384	141
WOAPEP2460T-2C	4384	141
WOAPEP2460T-2H	4384	141
WOAPEP2460T-2W	4384	141
WOAPEP3036T-1C-1W	3743	141
WOAPEP3036T-1H-1W	3743	141
WOAPEP3036T-2C	3743	141
WOAPEP3036T-2H	3743	141
WOAPEP3036T-2W	3743	141
WOAPEP3048T-1C-1W	4289	141
WOAPEP3048T-1H-1W	4289	141
WOAPEP3048T-2C	4289	141
WOAPEP3048T-2H	4289	141
WOAPEP3048T-2W	4289	141
WOAPEP3060T-1C-1W	4792	141
WOAPEP3060T-1H-1W	4792	141
WOAPEP3060T-2C	4792	141
WOAPEP3060T-2H	4792	141
WOAPEP3060T-2W	4792	141
WOAPEP3636T-1C-1W	3927	141
WOAPEP3636T-1H-1W	3927	141
WOAPEP3636T-2C	3927	141
WOAPEP3636T-2H	3927	141
WOAPEP3636T-2W	3927	141
WOAPEP3648T-1C-1W	4625	141
WOAPEP3648T-1H-1W	4625	141
WOAPEP3648T-2C	4625	141
WOAPEP3648T-2H	4625	141
WOAPEP3648T-2W	4625	141
WOAPEP3660T-1C-1W	5396	141
WOAPEP3660T-1H-1W	5396	141
WOAPEP3660T-2C	5396	141
WOAPEP3660T-2H	5396	141
WOAPEP3660T-2W	5396	141
WOAS2436T-1C-1W	2268	140,178
WOAS2436T-1H-1W	2268	140,178
WOAS2436T-2C	2268	140,178
WOAS2436T-2H	2268	140,178
WOAS2436T-2W	2268	140,178
WOAS2448T-1C-1W	2635	140,178
WOAS2448T-1H-1W	2635	140,178
WOAS2448T-2C	2635	140,178
WOAS2448T-2H	2635	140,178
WOAS2448T-2W	2635	140,178

100 Industrial Boulevard, Clayton, DE 19938-8903 U.S.A.
Phone: 302-653-3000. Fax: 302-653-2065
http://www.eaglemhc.com

EAGLE MHC Division
Material Handling, Healthcare & Cleanroom Equipment

Part Number	List Price	Page No.
WOAS2460T-1C-1W	3094	140,178
WOAS2460T-1H-1W	3094	140,178
WOAS2460T-2C	3094	140,178
WOAS2460T-2H	3094	140,178
WOAS2460T-2W	3094	140,178
WOAS3036T-1C-1W	2486	140,178
WOAS3036T-1H-1W	2486	140,178
WOAS3036T-2C	2486	140,178
WOAS3036T-2H	2486	140,178
WOAS3036T-2W	2196	140,178
WOAS3048T-1C-1W	2567	140,178
WOAS3048T-1H-1W	2567	140,178
WOAS3048T-2C	2567	140,178
WOAS3048T-2H	2567	140,178
WOAS3048T-2W	2567	140,178
WOAS3060T-1C-1W	2988	140,178
WOAS3060T-1H-1W	2988	140,178
WOAS3060T-2C	2988	140,178
WOAS3060T-2H	2988	140,178
WOAS3060T-2W	2988	140,178
WOAS3636T-1C-1W	2446	140,178
WOAS3636T-1H-1W	2446	140,178
WOAS3636T-2C	2446	140,178
WOAS3636T-2H	2446	140,178
WOAS3636T-2W	2446	140,178
WOAS3648T-1C-1W	2935	140,178
WOAS3648T-1H-1W	2935	140,178
WOAS3648T-2C	2935	140,178
WOAS3648T-2H	2935	140,178
WOAS3648T-2W	2935	140,178
WOAS3660T-1C-1W	3422	140,178
WOAS3660T-1H-1W	3422	140,178
WOAS3660T-2C	3422	140,178
WOAS3660T-2H	3422	140,178
WOAS3660T-2W	3422	140,178
WR18-BL	27	33
WR18-C	23	33
WR18-V	28	33
WR18-VG	28	33
WR18-Z	20	33
WS10108-14/3	1590	94
WS10108-16/3	1444	94
WS10108-16/4	1016	94
WS10120-14/3	1792	94
WS10120-16/3	1631	94
WS10120-16/4	1067	94
WS1024-14/3	798	94
WS1024-16/3	726	94
WS1024-16/4	619	94
WS1024TL	271	93
WS1036-14/3	902	94
WS1036-16/3	818	94
WS1036-16/4	666	94
WS1036TL	289	93
WS1048-14/3	955	94
WS1048-16/3	874	94
WS1048-16/4	673	94
WS1048TL	330	93
WS1060-14/3	1057	94
WS1060-16/3	966	94
WS1060-16/4	718	94
WS1060TL	372	93
WS1072-14/3	1154	94
WS1072-16/3	1054	94
WS1072-16/4	767	94
WS1084-14/3	1251	94
WS1084-16/3	1142	94
WS1084-16/4	809	94
WS1096-14/3	1447	94
WS1096-16/3	1316	94
WS1096-16/4	934	94
WS12108-14/3	1719	94
WS12108-16/3	1567	94
WS12108-16/4	1132	94
WS12120-14/3	1822	94
WS12120-16/3	1655	94
WS12120-16/4	1178	94
WS1224-14/3	854	94
WS1224-16/3	774	94
WS1224-16/4	666	94
WS1224TL	291	93
WS1236-14/3	954	94
WS1236-16/3	870	94
WS1236-16/4	715	94
WS1236TL	315	93
WS1248-14/3	1026	94
WS1248-16/3	932	94
WS1248-16/4	731	94
WS1248TL	356	93
WS1260-14/3	1130	94
WS1260-16/3	1029	94
WS1260-16/4	778	94
WS1260TL	397	93
WS1272-14/3	1232	94
WS1272-16/3	1125	94
WS1272-16/4	834	94
WS1284-14/3	1342	94
WS1284-16/3	1220	94
WS1284-16/4	882	94
WS1296-14/3	1468	94
WS1296-16/3	1335	94
WS1296-16/4	1034	94
WS2436C	315	135
WS2436S	1165	135
WS2436WT	483	135
WS2436WT-S	1824	135
WS2448C	358	135
WS2448S	1270	135
WS2448WT	560	135
WS2448WT-S	1869	135
WSP10108	1828	95
WSP10120	1870	95
WSP10132	1982	95
WSP10144	2024	95
WSP1036	1126	95
WSP1048	1149	95
WSP1060	1200	95
WSP1072	1243	95
WSP1084	1304	95
WSP1096	1394	95
WSP12108	1942	95
WSP12120	1987	95
WSP12132	2089	95
WSP12144	2128	95
WSP1236	1169	95
WSP1248	1210	95
WSP1260	1268	95
WSP1272	1315	95
WSP1284	1391	95
WSP1296	1423	95
WSP15108	2509	95
WSP15120	2549	95
WSP15132	2739	95
WSP15144	2784	95
WSP1536	1527	95
WSP1548	1560	95
WSP1560	1773	95
WSP1572	1926	95
WSP1584	2205	95
WSP1596	2310	95
WSP18108	2922	95
WSP18120	2967	95
WSP18132	3025	95
WSP18144	3072	95
WSP1836	1828	95
WSP1848	1858	95
WSP1860	1955	95
WSP1872	2092	95
WSP1884	2271	95
WSP1896	2404	95
WT3048SE	1112	183
WT3048SE-BS	1390	183
WT3048SEB	787	183
WT3048SEB-BS	981	183
WT3048SEM	1562	183
WT3048SEM-BS	1953	183
WT3060SE	1270	183
WT3060SE-BS	1588	183
WT3060SEB	920	183
WT3060SEB-BS	1149	183
WT3060SEM	1665	183
WT3060SEM-BS	2082	183
WT3072SE	1485	183
WT3072SE-BS	1855	183
WT3072SEB	1032	183
WT3072SEB-BS	1288	183
WT3072SEM	1881	183
WT3072SEM-BS	2349	183
WTFT-1215-FGG	13934	264
WTFT-1215-SG	15352	264
WTFT-1218-FGG	14633	264
WTFT-1218-SG	15692	264
WTFT-1224-FGG	14865	264
WTFT-1224-SG	15877	264
WTFT-1230-FGG	15149	264
WTFT-1230-SG	16001	264
WTFT-1236-FGG	15305	264
WTFT-1236-SG	16125	264
WTFT-1248-FGG	15804	264
WTFT-1248-SG	17116	264
WTFT-1260-FGG	16127	264
WTFT-1260-SG	18153	264
WTFT-1272-FGG	16671	264
WTFT-1272-SG	19081	264
WTFT-1284-FGG	17117	264
WTFT-1284-SG	20335	264
WTFT-1296-FGG	17594	264
WTFT-1296-SG	20577	264
WTFT-1518-FGG	14239	264
WTFT-1518-SG	15553	264
WTFT-1524-FGG	14922	264
WTFT-1524-SG	16130	264
WTFT-1530-FGG	15181	264
WTFT-1530-SG	16229	264
WTFT-1536-FGG	15333	264
WTFT-1536-SG	16817	264
WTFT-1548-FGG	15851	264
WTFT-1548-SG	17878	264
WTFT-1560-FGG	16249	264
WTFT-1560-SG	18900	264
WTFT-1572-FGG	16766	264
WTFT-1572-SG	19945	264
WTFT-1584-FGG	17266	264
WTFT-1584-SG	20995	264
WTFT-1596-FGG	17687	264
WTFT-1596-SG	21978	264
WTFT-1824-FGG	15145	264
WTFT-1824-SG	16370	264
WTFT-1830-FGG	15478	264
WTFT-1830-SG	16618	264
WTFT-1836-FGG	15733	264
WTFT-1836-SG	16867	264
WTFT-1848-FGG	16338	264
WTFT-1848-SG	18542	264
WTFT-1860-FGG	16853	264
WTFT-1860-SG	19178	264
WTFT-1872-FGG	17086	264
WTFT-1872-SG	20837	264
WTFT-1884-FGG	18073	264
WTFT-1884-SG	21570	264
WTFT-1896-FGG	18640	264
WTFT-1896-SG	23096	264
WTFT-2424-FGG	15372	264
WTFT-2424-SG	17311	264
WTFT-2430-FGG	15808	264
WTFT-2430-SG	17531	264
WTFT-2436-FGG	16112	264
WTFT-2436-SG	18319	264
WTFT-2448-FGG	16843	264
WTFT-2448-SG	19328	264
WTFT-2460-FGG	17566	264
WTFT-2460-SG	20228	264
WTFT-2472-FGG	17614	264
WTFT-2472-SG	21573	264
WTFT-2484-FGG	19014	264
WTFT-2484-SG	22473	264
WTFT-2496-FGG	19684	264
WTFT-2496-SG	23594	264
WTRE20-Z	688	168
WTRE38-Z	694	168
WTRS20-Z	688	168
WTRS38-Z	694	168
WTSA30	240	200

NOTES

100 Industrial Boulevard, Clayton, DE 19938-8903 U.S.A.
Phone: 302-653-3000. Fax: 302-653-2065
http://www.eaglemhc.com

EAGLE MHC Division
Material Handling, Healthcare & Cleanroom Equipment

Get our latest brochures…

Cleanroom

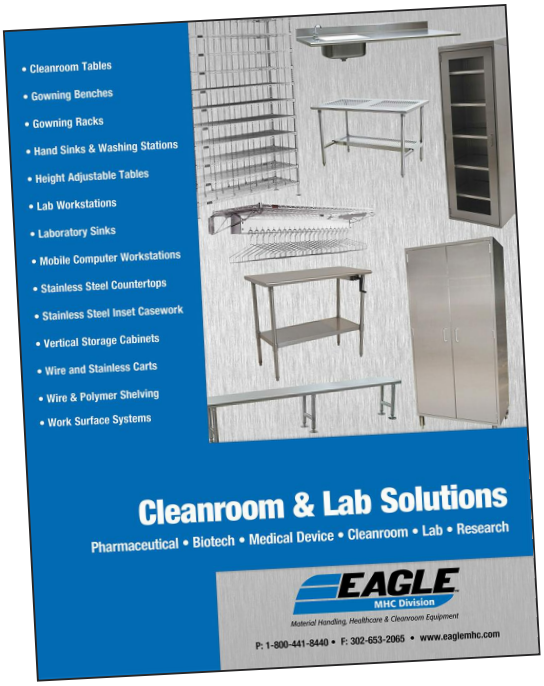

Casework



Life Science

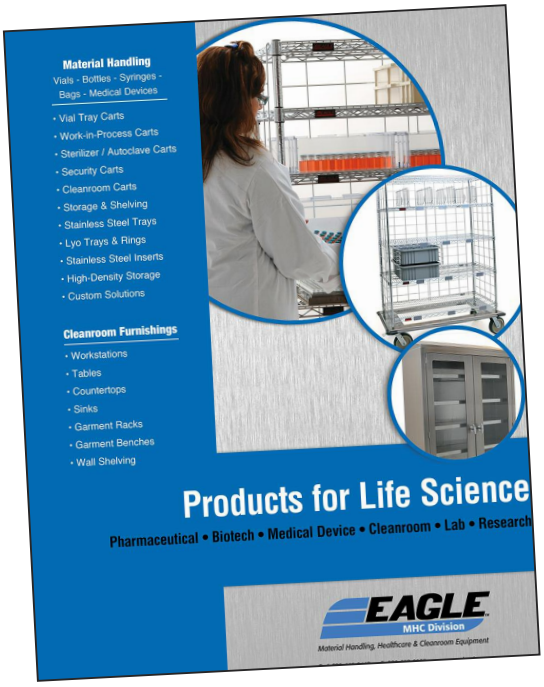

Electronics



Click on the brochure cover to download the latest brochure

EAGLE™
MHC Division
Material Handling, Healthcare & Cleanroom Equipment

100 Industrial Boulevard, Clayton, DE 19938
Phone: 302-653-3000 • Fax: 302-653-2065
Eagle MHC website: www.eaglemhc.com
Eagle Group website: www.eaglegrp.com

Some of our new products featured inside…

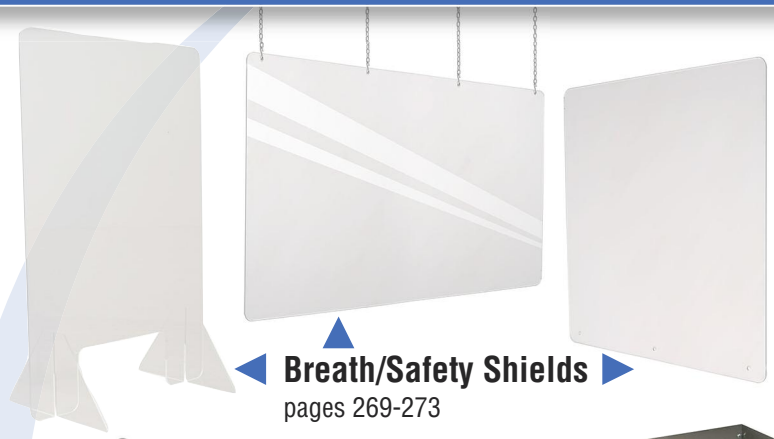

Breath/Safety Shields
pages 269-273



Q-LEVER Storage Solutions
pages 72-85



Portable Hand Sink with Open Base
page 228



Mop Sink Splash Kits
page 252



Pegboards
page 120

SpecFAB® Custom Capabilities



Custom Equipment Manufactured to Your Specifications!

Manufacturing Capabilities:

- Engineering and design assistance.
- Standard and custom built stainless products.
- Small to large order capacities.
- Designed and built to SEFA standards.
- Quality controlled throughout process.
- In-house equipment capabilities and standard products provide economical solutions.





Rev 06/21 EG9065

EAGLE MHC Division
Material Handling, Healthcare & Cleanroom Equipment

100 Industrial Boulevard, Clayton, DE 19938
Phone: 302-653-3000 • Fax: 302-653-2065
Eagle MHC website: www.eaglemhc.com
Eagle Group website: www.eaglegrp.com

© 2021 EAGLE GROUP. Profit From The EAGLE Advantage® is a registered trademark of EAGLE GROUP.
Although every attempt has been made to ensure the accuracy of the data in this publication, we cannot be responsible for printing or typographical errors or omissions.