

Foodservice Equipment • Material Handling, Healthcare & Cleanroom Equipment • Retail Display

414 Series "Space-Saver" Sink

Three-Compartment



"Space-Saver" sink
(faucet not included)

Item #: _____
 Model #: _____
 Project #: _____
 SIS #: _____

Optional Accessories	Model #	Qty.
Stainless steel legs		
Stainless steel bullet feet		
Drains		
Faucets		
Sink covers		
Waste outlets		
Sink kits		
Twist drain brackets		

- Three 17½" x 19½" (445 x 495mm) sink bowls within an overall length of 90" (2286mm) — which means larger sink bowls in the same amount of space as other models.
- Heavy gauge stainless steel construction — bowls are type 304; drainboards and backsplash are type 430.
- Deep-drawn seamless covered corner bowls.
- 14" (356mm) water level is standard.
- Swirl-away drainage.
- Legs welded adjacent to sink bowls for maximum weight support and stability.
- 9½" (241mm) standard backsplash includes 1" (25mm) upturn and tile edge for easy installation and feathering to wall/splash surface.
- Adjustable non-corrosive bullet feet.
- Die-stamped creased drainboards for positive drainage.

Sink Kits for 414 Series Sinks

Kits include **stainless steel crossbraced legs, stainless steel gussets and stainless steel feet** as listed below.

Kit A

description	add suffix
Includes crossbraced legs, gussets, feet, and T&S faucet*	"-CLF"

Kit B

description	add suffix
Includes crossbraced legs, gussets, feet, T&S faucet*, and lever drain	"-CLFD"

Kit C

description	add suffix
Includes crossbraced legs, gussets, feet, T&S faucet*, and lever drain with overflow	"-CLFDO"

* T&S faucet #313293

Spec sheets available for viewing, printing or downloading from our online literature library at www.eaglegrp.com

For custom configuration or fabrication needs, contact our **SpecFAB Division**.
 Phone: (302) 653-3000. FAX: (302) 653-3091.
 E-mail: specfab@eaglegrp.com

414 Series "Space-Saver" Three-Compartment Sink

NSF-approved installations:

All EAGLE sinks bearing the NSF Certification Mark are built in compliance with the National Sanitation Foundation Standard Number 2.

EAGLE is also listed to manufacture custom-built sinks in compliance with the National Sanitation Foundation Standard Number 2.

Material:

Sink Bowl – Heavy gauge type 304 stainless steel.

Top – Drainboards, backsplash and rolled rims are heavy gauge type 430 stainless steel.

Legs – 1½" (41mm)-diameter heavy-gauge galvanized tubing with plated 12-gauge gussets and high-impact corrosion resistant fully adjustable bullet feet – crossbracing is 1" (25mm)-diameter heavy-gauge galvanized tubing.

Optional stainless steel legs utilize 16/304 tubing.

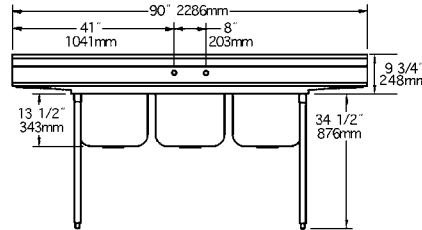
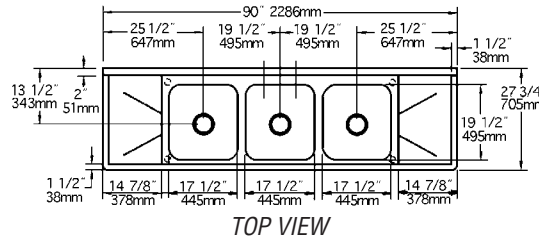
Design and Construction Features:

- All bowls have deep-drawn one-piece seamless construction using state-of-the-art hydraulic presses.
- Drainboards are integrally welded.
- All sink bowls have a generous radius with a minimum dimension of 3" (76mm) and are rectangular for maximum capacity.
- Leg locations are adjacent to sink bowls, providing increased stability and maximum weight support where needed.
- Leg gussets welded to a die-cut heavy-gauge reinforcing plate.
- Entire assembly is fuse-welded and planished, providing a one-piece seamless sink unit.
- Welded areas are high-speed belt blended to match adjacent surfaces with continuity of satin finish.
- 9½" (241mm)-high full length standard backsplash features 1" (25mm) upturn and tile edge for easy installation and feathering to wall/splash surface.
- All outside corners of sink assembly are bullnosed to provide safe, clean edges.
- 14" (356mm) water level — 17" (432mm) flood level.

Mechanical:

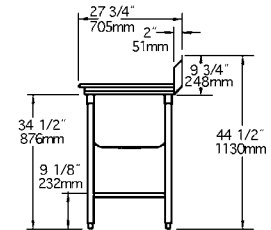
- Water supply is ½" (13mm) IPS for hot and cold lines.
- Faucet holes are 1 ⅞" (29mm) punched on 8" (203mm) centers.
- Faucets are available as options.
- Basket-type waste drains are 1½" (38mm) IPS and included.

bowl size width x length in. mm	# of drbds	drbd length		weight		overall size width x length mm		model #
		in.	mm	lbs.	kg	in.	mm	
19 ½" x 17 ½" 495 x 445	2	15"	381	120	54.4	27 ¾" x 90"	705 x 2286	414-17.5-3-15

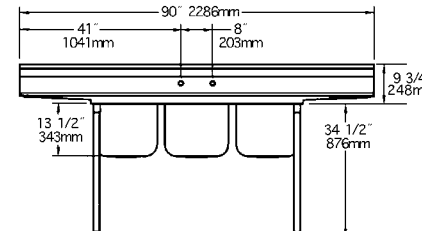
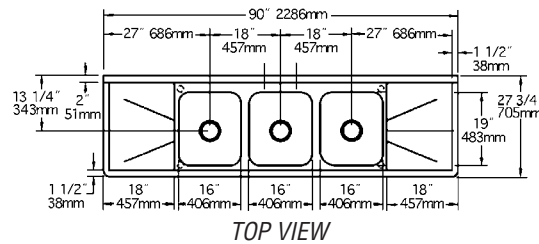


FRONT VIEW

◀ **Model**
#414-17.5-3-15
Space-Saver sink

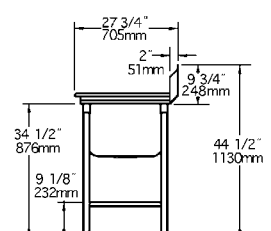


SIDE VIEW



FRONT VIEW

◀ **Compare**
to Model
#414-16-3-18
sink



SIDE VIEW