



Profit from the Eagle Advantage®

Specification Sheet

Short Form Specifications

Eagle Non-Adjustable Overshelf, model _____.
Constructed of (16/430, 16/304, or 14/304) stainless steel, the (single deck, double deck) shelf shall be (10", 12") wide. Shelves are mounted on 1"-diameter stainless steel tubing.



single deck overshelf



double deck overshelf

Options / Accessories

- Heat lamp brackets

Note: It is recommended that overshelves be ordered when ordering table. Specify center- or rear-mount. Otherwise, table must be field-drilled for mounting overshelves.

EAGLE GROUP
100 Industrial Boulevard, Clayton, DE 19938-8903 USA
Phone: 302-653-3000 • Fax: 302-653-2065
www.eaglegrp.com

Foodservice Division: Phone 800-441-8440
MHC/Retail Display Divisions: Phone 800-637-5100

For custom configuration or fabrication needs, contact our **SpecFAB® Division**.
Phone: 302-653-3000 • Fax: 302-653-3091 • e-mail: specfab@eaglegrp.com

Item No.: _____
Project No.: _____
S.I.S. No.: _____

Non-Adjustable Overshelves

MODELS:

- | | | | |
|-----------------------------------|-----------------------------------|------------------------------------|------------------------------------|
| <input type="checkbox"/> OS1036* | <input type="checkbox"/> OS1236* | <input type="checkbox"/> DOS1036* | <input type="checkbox"/> DOS1236* |
| <input type="checkbox"/> OS1048* | <input type="checkbox"/> OS1248* | <input type="checkbox"/> DOS1048* | <input type="checkbox"/> DOS1248* |
| <input type="checkbox"/> OS1060* | <input type="checkbox"/> OS1260* | <input type="checkbox"/> DOS1060* | <input type="checkbox"/> DOS1260* |
| <input type="checkbox"/> OS1072* | <input type="checkbox"/> OS1272* | <input type="checkbox"/> DOS1072* | <input type="checkbox"/> DOS1272* |
| <input type="checkbox"/> OS1084* | <input type="checkbox"/> OS1284* | <input type="checkbox"/> DOS1084* | <input type="checkbox"/> DOS1284* |
| <input type="checkbox"/> OS1096* | <input type="checkbox"/> OS1296* | <input type="checkbox"/> DOS1096* | <input type="checkbox"/> DOS1296* |
| <input type="checkbox"/> OS10108* | <input type="checkbox"/> OS12108* | <input type="checkbox"/> DOS10108* | <input type="checkbox"/> DOS12108* |
| <input type="checkbox"/> OS10120* | <input type="checkbox"/> OS12120* | <input type="checkbox"/> DOS10120* | <input type="checkbox"/> DOS12120* |
| <input type="checkbox"/> OS10132* | <input type="checkbox"/> OS12132* | <input type="checkbox"/> DOS10132* | <input type="checkbox"/> DOS12132* |
| <input type="checkbox"/> OS10144* | <input type="checkbox"/> OS12144* | <input type="checkbox"/> DOS10144* | <input type="checkbox"/> DOS12144* |

* See charts on back page for complete model numbers.

Features

- All type 304 stainless steel construction.
- 1" (25mm)-diameter stainless steel tubular base legs.
- 1½" (38mm)-diameter 180° rolled edge on front and rear of overshelves.
- Ends are turned down 90° providing for flush installation when required.
- 10" and 12" (254 and 305mm) standard widths. Special width shelves are available.



Spec sheets available for viewing, printing or downloading from our online literature library at www.eaglegrp.com

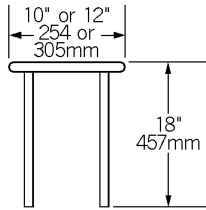


Profit from the Eagle Advantage®

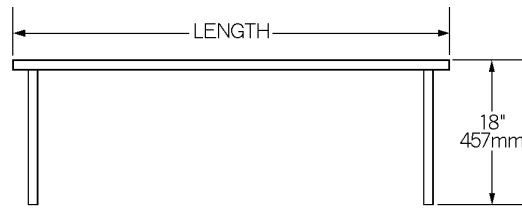
Item No.: _____
 Project No.: _____
 S.I.S. No.: _____

Non-Adjustable Overshelves

SINGLE DECK OVERSHELVES

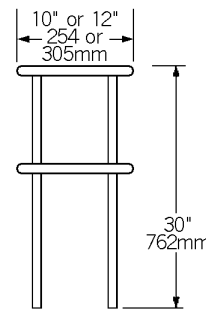


SIDE VIEW

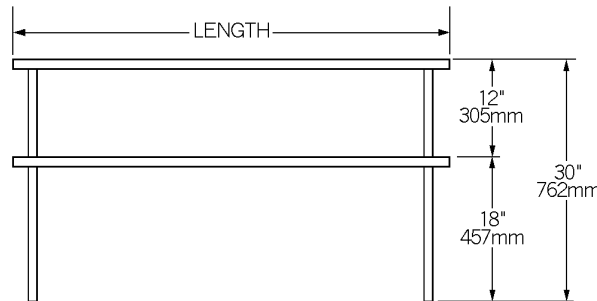


FRONT VIEW

DOUBLE DECK OVERSHELVES



SIDE VIEW



FRONT VIEW

SINGLE DECK OVERSHELVES

10" (254mm) WIDE			12" (305mm) WIDE		
model #	weight lbs.	weight kg	model #	weight lbs.	weight kg
OS1036	15	6.8	OS1236	16	7.3
OS1048	19	8.6	OS1248	20	9.0
OS1060	24	10.9	OS1260	25	11.3
OS1072	29	13.2	OS1272	30	13.6
OS1084	34	15.4	OS1284	35	15.9
OS1096	37	16.8	OS1296	38	17.2
OS10108	38	17.2	OS12108	39	17.6
OS10120	39	17.6	OS12120	40	18.1
OS10132	42	19.1	OS12132	43	19.5
OS10144	46	20.9	OS12144	47	21.3

DOUBLE DECK OVERSHELVES

10" (254mm) WIDE			12" (305mm) WIDE			# of legs	length	
model #	weight lbs.	weight kg	model #	weight lbs.	weight kg		in.	mm
DOS1036	31	14.1	DOS1236	32	14.5	4	36"	914
DOS1048	39	17.6	DOS1248	40	18.1	4	48"	1219
DOS1060	48	21.8	DOS1260	48	21.8	4	60"	1524
DOS1072	59	26.8	DOS1272	60	27.2	4	72"	1829
DOS1084	69	31.3	DOS1284	70	31.8	6	84"	2134
DOS1096	75	34.0	DOS1296	76	34.5	6	96"	2438
DOS10108	77	34.9	DOS12108	78	35.4	6	108"	2743
DOS10120	79	35.8	DOS12120	80	36.3	6	120"	3048
DOS10132	85	38.6	DOS12132	87	39.5	8	132"	3353
DOS10144	92	41.7	DOS12144	95	43.1	8	144"	3658

For 16 gauge type 430 stainless steel, add suffix "-16/4". Example: OS1036-16/4
 For 16 gauge type 304 stainless steel, add suffix "-16/3". Example: OS1036-16/3
 For 14 gauge type 304 stainless steel, add suffix "-14/3". Example: OS1036-14/3

EAGLE GROUP
 100 Industrial Boulevard, Clayton, DE 19938-8903 USA
 Phone: 302-653-3000 • Fax: 302-653-2065
 www.eaglegrp.com

Foodservice Division: Phone 800-441-8440
 MHC/Retail Display Divisions: Phone 800-637-5100

Printed in U.S.A.
 ©2009 by Eagle Group

Rev. 05/09

Spec sheets available for viewing, printing or downloading from our online literature library at www.eaglegrp.com

Although every attempt has been made to ensure the accuracy of the information provided, we cannot be held responsible for typographical or printing errors. Information and specifications are subject to change without notice. Please confirm at time of order.