

Products for Healthcare

Make the most
of your space.

- AdjusTable Work Surfaces
- Angled Shelf Carts
- Countertop Drop-In Sinks
- Floor-Trak® Storage Systems
- Hand Sinks
- Quad-Adjust Wire Shelving
- QuadPLUS Polymer Shelving
- Quadtruss Wire Shelving
- Security Modules
- Security Units
- Stainless Steel Countertops
- Stainless Steel Inset Casework
- Stainless Steel Tables
- Storage Bins
- Utility Carts
- Vertical Storage Cabinets
- Wall Mounted Worktables
- Wall Shelves



Products for Facilities/Biomedical



EAGLE
MHC Division

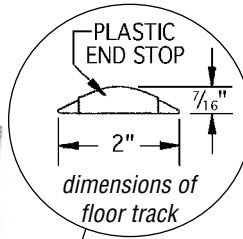
Material Handling, Healthcare & Cleanroom Equipment

P: 800-441-8440 • F: 302-653-2065 www.eaglemhc.com

Click on the EG number to download the spec sheet for each product.

Floor-Trak®

ADA Compliant



QuadPLUS® Polymer Shelving - Green Panels



Double Deep Floor-Trak® shown with bin rails, sold separately.

- Single-deep kit comes complete with all necessary parts and hardware.
- Skates are aircraft-quality aluminum with stainless steel inserts and hardened steel ball bearings.
- Weight capacity of 2000 lbs. per mobile section.

Single Deep Floor-Trak® Unit
shown assembled with wire starter unit
– wire shelving unit sold separately

Download
Spec Sheet
EG01.39A

Download
Spec Sheet
EG01.39B

Utility Carts



Utility Cart
– 3-Shelf Heavy Duty

- 800 lb. maximum weight capacity for heavy duty wire carts.

Download
Spec Sheet
EG01.10



Utility Cart
– with Solid Shelf

- Features 2 chrome wire shelves and one stainless steel solid shelf.

Download
Spec Sheet
EG01.10

Utility Cart
– Stainless Steel Construction

Download
Spec Sheet
EG01.42



- 500 lb. maximum weight capacity for medium duty stainless steel carts.

Facilities/Biomedical

Shelving Units

- QuadTruss® makes shelves up to 25% stronger and provides a retaining ledge for increased strength and product retention.



QuadTruss® Units
– 4 or 5 Shelf Units

Download
Spec Sheet
EG01.25

QuadTruss®
Stem Caster Carts

Download
Spec Sheet
EG01.07



QuadPLUS® Polymer Units
– 4 or 5 Shelf Units

Click on the EG number to download the spec sheet for each product.

RFID Compliant

CLICK TO WATCH THE VIDEO

Download
Spec Sheet
EG01.47A-B

Add to your existing shelving without having to disassemble the entire unit.



channel of shelf corner fits into slot of collar attached to split sleeve

PATENTED!
(Patent #7,992,731)



Quad-Adjust® Units
– 4 or 5 Shelf Units

Download
Spec Sheet
EG01.14

CLICK TO WATCH THE VIDEO

Angled Shelf Cart & Storage Bins



- Shelves adjust up to a 30° slant.
- All models include three dividers per shelf.

Angled Shelf Cart
– 4 or 5 Shelf Option

Download
Spec Sheet
EG05.08



Storage Bins

Download
Spec Sheet
EG05.07

The perfect solution to organizing or storing small items. Lightweight but durable.

Click on the EG number to download the spec sheet for each product.

Security Modules



Module Unit*
– Flip-Up Door

Download
Spec Sheet
EG01.16



Module Unit*
– Hinged Door

Download
Spec Sheet
EG01.16

**Shelving Unit Sold Separately*

– Converts a portion of a shelving unit into a lockable enclosed security unit.

– More than one module can be added to a unit depending on the unit's overall height.

Security Units

- 2" x 2" mesh panels.
- Stationary or mobile units available for full-size models.
- Three styles available: full-size units, full-size dolly truck units, and mini units.



- 40" overall height.
- Optional shelves available.

Mini Security Unit
– Chrome Finish

Download
Spec Sheet
EG01.22



Mobile Security Unit
– Chrome Finish

Download
Spec Sheet
EG01.22

additional center shelves optional



- 69" overall height.
- Features dolly with wraparound bumper.
- Four swivel 5" poly plate casters, two with brakes.

Dolly Truck Security Unit
– Chrome Finish

Download
Spec Sheet
EG01.22

Wall Shelves

- Snap n-Slide® wall shelves feature a unique design – brackets can be mounted to wall studs, with no tools required to attach shelf to wall brackets.



Snap-n-Slide®
– Solid Shelves

Download
Spec Sheet
EG02.01



wire shelf sold separately

Wire Wall Mounts
– Stationary

Download
Spec Sheet
EG02.12

Equipment Shelf
– with Cord Cutout




Facilities/Biomedical

adjustable®



adjustable®
-with Undershelves

Download
Spec Sheet
EG10.09



1-tier unit with
optional grid panel



2-tier unit



Click on the
EG number to
download the
spec sheet for
each product.

adjustable®
- with Tubular Base

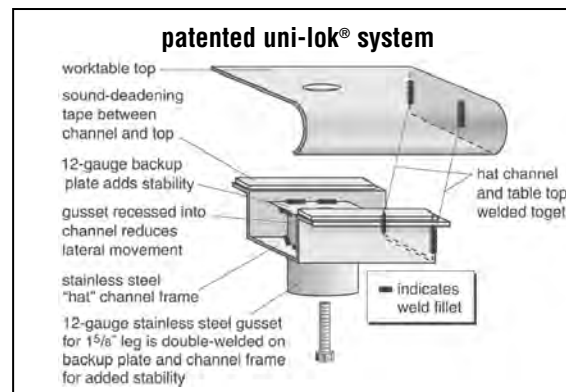
Download
Spec Sheet
EG10.09

- Stainless steel tabletop/worksurface.
- Chrome wire undershelves (adjustable on 1" increments) or c-frame base.
- Available with one-tier or two-tier overshelves or basic flat top.

Stainless Steel Tables



Contact factory for
custom applications,
quotes@eagle.mhc.com.



- 14 or 16 gauge stainless steel tops.
- Available with adjustable stainless steel undershelf or tubular base.
- Accommodates Eagle's Flex-Master overshelf system.
- Custom sizes available upon request.



Stainless Steel
Worktables
- with Undershelf

Download
Spec Sheet
EG10.41A



Stainless Steel
Worktables
- with Tubular Base

Download
Spec Sheet
EG10.43A



Flex-Master
Overshelf System

Download
Spec Sheet
EG10.08

Click on the EG number to download the spec sheet for each product.

Stainless Steel Inset Casework

- Casework construction and performance characteristics are in full compliance with SEFA 8M Metal Standards.
- Available in sitting and standing heights.



Download
Casework Brochure
EG7024



- Base Cabinets
- Door/Drawer Combos
- Upper Cabinets
- Tall Cabinets
- Pegboards
- Bench Frames
- Filler Panels
- Stainless Steel Countertops

Custom Equipment Manufactured to Your Specifications!

CUSTOM APPLICATIONS COMPRISED OF SPECIALLY FABRICATED, STAINLESS STEEL EQUIPMENT OR PRE-FAB MODULAR COMPONENTS, OR A COMBINATION OF BOTH, WORK THEIR WAY QUICKLY THROUGH A SIMPLE YET SOPHISTICATED DESIGN, APPROVAL AND FABRICATION PROCESS. EQUIPMENT BUILT TO YOUR EXACT SPECIFICATIONS, PRE-WIRED AND PRE-PLUMBED, IS SHIPPED WITH SHORTER LEAD TIMES AND AT A LOWER OVERALL COST.

Stainless Steel Vertical Storage Cabinets

- All Type 304 stainless steel construction.
- Four adjustable intermediate shelves.
- Stainless steel hinged doors with wire-style pulls.
- Stationary and mobile units available.
- Available with flat or slanted top.



Vertical Storage
Cabinet - Stationary

Download
Spec Sheet
EG04.11



Vertical Storage
Cabinet - Mobile



Wall Mounted Cabinet
-Glass Doors

EAGLE
SpecFAB Division

Quality Stainless & Millwork Fabrication

quotes@eaglegrp.com

Stainless Steel Overlays & Countertops



**Stainless Steel
Countertops**

- 14 or 16 gauge Type 304 or 316 stainless steel.
- Standard front edge Square or Box Marine, unless otherwise specified.
- Fabricated sink bowls available in many sizes.
- Custom configurations available, consult factory.

**Download
Spec Sheet
EG04.12**

Click on the EG number to download the spec sheet for each product.

Wall Mount Worktables



- Wall mounted for environments with frequent wash downs.
- 200 lb. weight capacity.

**Wall Mounted
Worktables**

**Download
Spec Sheet
EG10.01**

Countertop Drop-In Self Rim Sinks

- Constructed of durable 304 stainless steel.
- Comes standard with mounting hardware, swivel faucet and 1½" basket drain.
- Available with one, two, or three compartments.

**Download
Spec Sheet
EG20.39**



Three-Compartment

Countertop Drop-In Sinks - No Deck

- Constructed of durable 304 stainless steel.
- Comes standard with 1½" basket drain.
- Features 1⅜" trim on all four sides.
- Available with one, two, or three compartments.



One-Compartment

**Download
Spec Sheet
EG20.17**

Hand Sinks

- Widest range of hand sink models to meet any requirement.
- Industry's only positive-drain bowl, assuring complete drainage.
- Type 304 stainless steel all-welded construction.

**Download
EG7006
Hand Sink Brochure**



**Traditional Hand Sink
-with Battery Powered Faucet**

**Download
Spec Sheet
EG20.42**



**Traditional Hand Sink
-with Foot Pedal**

**Download
Spec Sheet
EG20.44**



**Traditional Hand Sink
-with Knee Valve**

**Download
Spec Sheet
EG20.44**

SPACE Planning



Since joining the Revit® community in late 2012, Eagle has been working diligently to create our Revit® content library of catalog items.

You can access Eagle's Revit® library through our website—www.eaglemhc.com—which features a link on the homepage which takes you directly to our offering in the KCL library.



Contact us...

If you are interested in a model that is not yet available via our website please contact us via email at: revit@eaglegrp.com

Please include the following information with your request, if applicable:

- Contact information
- Project name
- Requested timeline
- Deliverable media
- Custom or standard (include Model #)
- Plans and/or specifications related
- Special considerations
- Revit version (2011-2018 available)

IVF Lab Installation:



Shelf Select™

A *No-Cost Design & Layout Service for Shelving Products.*

1. Supply us with details of your project.
2. We'll provide you with drawings and a quote.




Plan View



Perspective View

Quote includes model numbers, net prices and shipping weights for all components in specified job.
(Provided after plan view is approved.)



To get started:

E-Mail: quotes@eaglegrp.com

Fax: 302-653-3091

A completed Shelf Select™ custom layout and quotation will be mailed, e-mailed or faxed back to you within 48 hrs.

©2021 Eagle Group.

Although every attempt has been made to ensure the accuracy of the data in this publication, we cannot be responsible for printing or typographical errors or omissions.



Healthcare Products



Material Handling, Healthcare & Cleanroom Equipment

100 Industrial Blvd. Clayton DE, 19938
P: (800) 441-8440 • F: (302) 653-2065
www.eaglemhc.com



Rev 002/21 EG7042