

## Products for Healthcare

Make the most  
of your space.



## Products for Facilities/Biomedical



*Material Handling, Healthcare & Cleanroom Equipment*

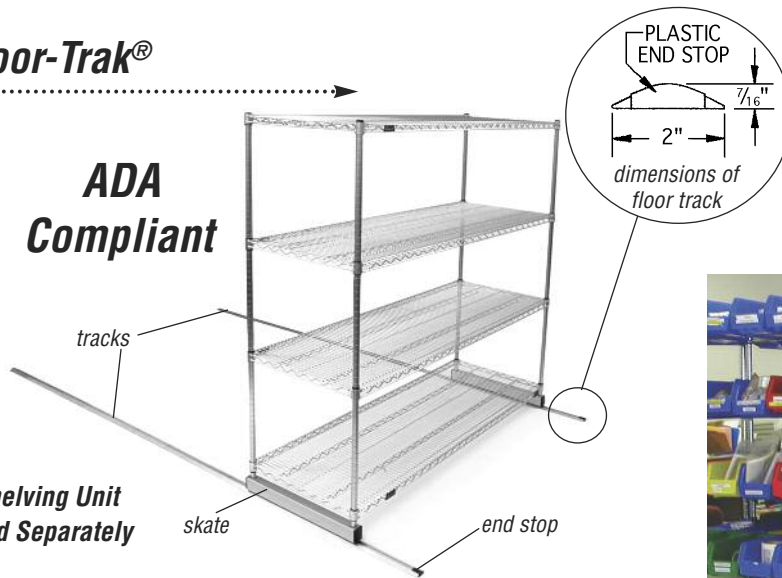
P: 800-637-5100 • F: 302-653-2065  
[www.eaglegrp.com](http://www.eaglegrp.com)

EG# references the product's specification sheet which can be found on our website: [www.eaglegrp.com](http://www.eaglegrp.com)

## Floor-Trak®

**ADA Compliant**

**Shelving Unit Sold Separately**



- Single-deep kit comes complete with all necessary parts and hardware.
- Skates are aircraft-quality aluminum with stainless steel inserts and hardened steel ball bearings.
- Weight capacity of 2000 lbs. per mobile section.

*Single Deep Floor-Trak® Unit shown assembled with wire starter unit*

**EG01.39A**

## Stainless Steel Cabinets



**Floor Cabinet -Hinged Doors**

**EG04.11**



**Wall Mounted -Sliding Doors**

**EG02.07**

- Three standard options available: open front, hinged doors, and sliding doors.

**For installation images, see back cover.**



**Wall Mounted -Glass Doors**



*Floor-Trak® shown with bin rails, sold separately*

**EG8152M**

## Utility Carts



- 800 lb. maximum weight capacity for heavy duty wire carts.

**Utility Cart - 3-Shelf Heavy Duty**

**EG01.10**



- Features 2 chrome wire shelves and one stainless steel solid shelf.

**Utility Cart - with Solid Shelf**

**EG01.10**



- 500 lb. maximum weight capacity for medium duty stainless steel carts.

**Utility Cart - Stainless Steel Construction**

**EG8179**

EG# references the product's specification sheet which can be found on our website: [www.eaglegrp.com](http://www.eaglegrp.com)

## Security Modules & Units

Modules convert a portion of a shelving unit into a lockable enclosed security unit.



**Module Unit\***  
– Flip-Up Door


**EG01.16**



**Module Unit\***  
– Hinged Door

**EG01.16**

\*Shelving Unit Sold Separately



additional center shelves optional

- 2" x 2" mesh panels.
- Stationary or mobile units available for full-size models.
- Three styles available: full-size units, full-size dolly truck units, and mini units.

**Mobile Security Unit**  
– Chrome Finish

**EG01.22**

## Wall Shelves



wire shelf sold separately

**Wire Wall Mounts**  
– Stationary

**EG02.12**



- Snap n-Slide® wall shelves feature a unique design – brackets can be mounted to wall studs, with no tools required to attach shelf to wall brackets.

**Snap-n-Slide®**  
– Solid Shelves

**EG02.01**



- 24" length.
- Hole with grommet at center rear for wiring.

**Equipment Shelf**  
– with Cord Cutout

**EG02.10M**

## Shelving Units

- QuadTruss® makes shelves up to 25% stronger and provides a retaining ledge for increased strength and product retention.

**QuadTruss® Units**  
– 4 or 5 Shelf Units

**EG01.25**



channel of shelf corner fits into slot of collar attached to split sleeve

**PATENTED!**  
(Patent #7,992,731)



**Quad-Adjust® Units**  
– 4 or 5 Shelf Units

**EG8115**



**RFID Compliant**



**QuadPLUS® Polymer Units**  
– 4 or 5 Shelf Units

**EG8147M**



EG# references the product's specification sheet which can be found on our website: [www.eaglegrp.com](http://www.eaglegrp.com)

## Stainless Steel Overlays & Countertops



- Countertops for cabinet base (supplied by others) are 16 gauge stainless steel.
- All countertops are 30" front-to-back and include a 4½" high backsplash.
- Custom configurations available, consult factory.



### Stainless Steel Countertops

**EG04.12**

## Wall Mount Worktables



- Wall mounted for environments with frequent wash downs.
- 200 lb. weight capacity.

### Wall Mounted Worktables

**EG10.01**

## Stainless Steel Tables



Contact factory for custom applications, [quotes@eaglegrp.com](mailto:quotes@eaglegrp.com).

- Heavy gauge polished stainless steel top.
- Adjustable undershelf or tubular base.
- 35½" - 36½" adjustable working height.



Stainless Steel Worktables  
- with Undershelf

**EG10.41A**



Stainless Steel Worktables  
- with Tubular Base

**EG10.43A**

## Hand Sinks

**MICROGARD®**  
an antimicrobial agent which contains built-in protection to retard the growth of a broad range of bacteria, mold and mildew on the sink surface that causes stains, odors and degradation. MICROGARD® protection is available as an option on all traditional style hand sinks.



Traditional Hand Sink  
-with Battery Powered Faucet

**EG20.42**



Traditional Hand Sink  
-with Foot Pedal

**EG20.44**



Traditional Hand Sink  
-with Knee Valve

**EG20.44**

# SPACE Planning



Since joining the Revit® community in late 2012, Eagle has been working diligently to create our Revit® content library of catalog items.

You can access Eagle's Revit® library through AutoDesk Seek, or you can visit our website—[www.eaglegrp.com](http://www.eaglegrp.com)—which features a link on the homepage which takes you directly to our offering in the KCL library.



AUTODESK® SEEK is a web service which enables architects, engineers, and other design professionals to quickly preview and download branded and generic building information modeling files, models, drawings, and product specifications directly into their active design sessions in Autodesk® Revit®.

## Contact us...

If you are interested in a model that is not yet available via our website or AutoDesk Seek, please contact us via email at: [revit@eaglegrp.com](mailto:revit@eaglegrp.com)

Please include the following information with your request, if applicable:

- Contact information
- Project name
- Requested timeline
- Deliverable media
- Custom or standard (include Model #)
- Plans and/or specifications related
- Special considerations
- Revit version (2011-2014 available)

## IVF Lab Installation:



©2016 Eagle Group.

Although every attempt has been made to ensure the accuracy of the data in this publication, we cannot be responsible for printing or typographical errors or omissions.



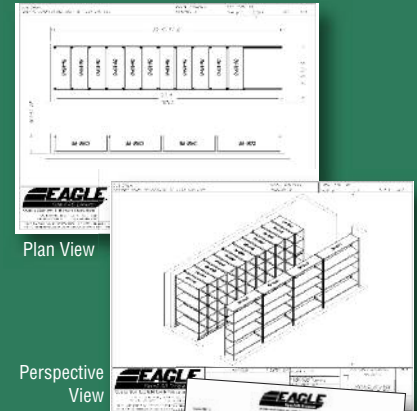
Healthcare Products




## Shelf Select™

A No-Cost Design & Layout Service for Shelving Products.

1. Supply us with details of your project.
2. We'll provide you with drawings and a quote.



Quote includes model numbers, net prices and shipping weights for all components in specified job. (Provided after plan view is approved.)



To get started:

**E-Mail:** [quotes@eaglegrp.com](mailto:quotes@eaglegrp.com)  
**Fax:** 302-653-3091

A completed Shelf Select™ custom layout and quotation will be mailed, e-mailed or faxed back to you within 48 hrs.



100 Industrial Blvd. Clayton DE, 19938  
 P: (800) 637-5100 • F: (302) 653-2065  
[www.eaglegrp.com](http://www.eaglegrp.com)



Rev 04/16 EG7042