

# Products for Healthcare

- AdjuSTable® Workstations
- Open Case Carts
- Catheter Carts
- Cleanroom Tables
- Countertop Drop-In Sinks
- Floor-Trak® Systems
- Gowning Benches
- Hand Sinks
- Instrument Tables
- IV Stands
- Lab Workstations
- Laboratory Sinks
- Linen Carts
- Scrub Sinks
- Security Modules
- Security Units
- Stainless Countertops
- Stainless Inset Casework
- Sterile Wrap Carts
- Suture Carts
- Vertical Storage Cabinets
- Utility Carts
- Wire & Polymer Shelving



# Products for Surgical Services



**EAGLE**<sup>TM</sup>  
MHC Division

Material Handling, Healthcare & Cleanroom Equipment

P: 800-441-8440 • F: 302-653-2065 [www.eaglemhc.com](http://www.eaglemhc.com)

Click on the EG number button to download the spec sheet for each product.

## Stainless Steel Inset Casework

- Casework construction and performance characteristics are in full compliance with SEFA 8M Metal Standards.
- Available in sitting and standing heights.



- Base Cabinets
- Door/Drawer Combos
- Upper Cabinets
- Tall Cabinets
- Pegboards
- Bench Frames
- Filler Panels
- Stainless Steel Countertops

**Download**  
Casework Brochure  
EG7024

## Open Case Carts

patented  
**QuadTruss®**  
design

(Patent #5,390,803)

**Patented QuadTruss® Design** makes shelves up to 25% stronger and provides a retaining ledge for increased strength and product retention.



**Open Surgical Case Cart**

**Download**  
Spec Sheet  
EG05.15



**Open Wire Surgical Case Cart**

**Download**  
Spec Sheet  
EG05.17

- All type 304 stainless steel.
- Features adjustable shelves and hemmed safety edges.

## Linen Cart

- Two models available: standard and heavy-duty.
- Both models feature four chrome-plated wire shelves and one solid stainless steel shelf.
- Optional cart cover available.



**Linen Cart**

**Download**  
Spec Sheet  
EG05.02

## Vertical Storage Cabinets



**Vertical Storage Cabinet - Stationary**

**Download**  
Spec Sheet  
EG04.11

- All Type 304 stainless steel construction.
- Four adjustable intermediate shelves.
- Stainless steel hinged doors with wire-style pulls.
- Stationary and mobile units available.
- Available with flat or slanted top.



**Vertical Storage Cabinet - Mobile**



Click on the EG number button to download the spec sheet for each product.

## Catheter Carts

Capable of holding a variety of sizes and styles of catheter packages.



**Catheter Procedure Cart  
– Combination Style**

**Download**  
Spec Sheet  
EG05.03



**Catheter Procedure Cart  
– Bulk Storage Style**

**Download**  
Spec Sheet  
EG05.03

- All components are adjustable.
- Support bars are readily removable.
- 5" swivel casters with polyurethane tread, two with brakes.
- 73" height.

## Instrument Table



- Available with H-frame or undershelf.
- Edges of the top are safety hemmed.
- All welded assembly.
- 4" swivel casters.

### Instrument Tables

**Download**  
Spec Sheet  
EG05.01

## Sterile Wrap Cart



- Features chrome frame, posts, and bottom shelf.
- Optional cart cover available.

### Sterile Wrap Cart

**Download**  
Spec Sheet  
EG05.05

## Suture Cart



- Shelves adjust up to a 30° slant.
- All models include three dividers per shelf.

### Suture Cart – 4 or 5 Shelf Option

**Download**  
Spec Sheet  
EG05.08

## Gowning Benches

- All models feature flanged stainless steel foot plates for convenient attachment to floor.
- Solid models are available in brushed finish stainless steel or electropolished finish.



**Heavy Duty Gowning Bench**

**Download**  
Spec Sheet  
EG04.13



**Gowning Bench  
-with Undershelves**

**Download**  
Spec Sheet  
EG04.08



**Wire Gowning Bench**

**Download**  
Spec Sheet  
EG04.08



**Solid Gowning Bench**


**Download**  
Spec Sheet  
EG04.08

## IV Stand

**Download**  
Spec Sheet  
EG05.19

### IV Stand

- Features knob operation for height adjustment.
- Five-leg heavy duty base.
- Accessories available.



## Security Modules



Module Unit\*

**Download**  
Spec Sheet  
EG01.16



Module Unit\*  
– Hinged Door

**Download**  
Spec Sheet  
EG01.16

\*Shelving Unit Sold Separately

– Converts a portion of a shelving unit into a lockable enclosed security unit.

– More than one module can be added to a unit depending on the unit's overall height.

## Security Units

- 2" x 2" mesh panels.
- Stationary or mobile units available for full-size models.
- Three styles available: full-size units, full-size dolly truck units, and mini units.



- 40" overall height.
- Optional shelves available.

Mini Security Unit  
– Chrome Finish

**Download**  
Spec Sheet  
EG01.22



Mobile Security Unit  
– Chrome Finish

**Download**  
Spec Sheet  
EG01.22

additional  
center  
shelves  
optional

- 69" overall height.
- Features dolly with wraparound bumper.
- Four swivel 5" poly plate casters, two with brakes.

Dolly Truck  
Security Unit  
– Chrome Finish

**Download**  
Spec Sheet  
EG01.22



Click on the  
EG number button  
to download the  
spec sheet for  
each product.

## Utility Carts



- 800 lb. maximum weight capacity for heavy duty wire carts.

Utility Cart  
– 3-Shelf Heavy Duty

**Download**  
Spec Sheet  
EG01.10



- Features 2 chrome wire shelves and one stainless steel solid shelf.

Utility Cart  
– with Solid Shelf

**Download**  
Spec Sheet  
EG01.10



- 500 lb. maximum weight capacity for medium duty stainless steel carts.

Utility Cart  
– Stainless Steel Construction

**Download**  
Spec Sheet  
EG01.42



# Surgical Services/ED/Patient Care/SP&SD

## Shelving Units

- QuadTruss® makes shelves up to 25% stronger and provides a retaining ledge for increased strength and product retention.



**QuadTruss® Units**  
– 4 or 5 Shelf Units

**Download**  
Spec Sheet  
EG01.25

Add to your existing shelving without  
having to disassemble the entire unit.



channel of  
shelf corner  
fits into slot of  
collar attached  
to split sleeve

**PATENTED!**  
(Patent #7,992,731)



**Quad-Adjust® Units**  
– 4 or 5 Shelf Units

**Download**  
Spec Sheet  
EG01.14

CLICK TO  
WATCH THE  
VIDEO



Click on the  
EG number button  
to download the  
spec sheet for  
each product.

## RFID Compliant



**QuadPLUS® Polymer Units**  
– 4 or 5 Shelf Units

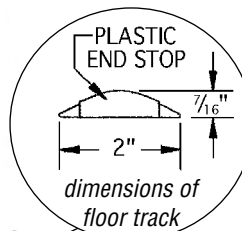

**Download**  
Spec Sheet  
EG01.47A-B

CLICK TO  
WATCH THE  
VIDEO



## Floor-Trak®

**ADA  
Compliant**



- Single-deep kit comes complete with all necessary parts and hardware.
- Skates are aircraft-quality aluminum with stainless steel inserts and hardened steel ball bearings.
- Weight capacity of 2000 lbs. per mobile section.

**Single Deep Floor-Trak® Unit**  
shown assembled with wire starter unit  
– wire shelving unit sold separately

**Download**  
Spec Sheet  
EG01.39A



**QuadPLUS®  
Polymer Shelving -  
Green Panels**



**Double-Deep Multiple Unit Configuration**

**Download**  
Spec Sheet  
EG01.39B


## adjustable®




**adjustable®**  
-with Undershelves

**Download**  
Spec Sheet  
EG10.09

- Stainless steel tabletop/worksurface.
- Chrome wire undershelves (adjustable on 1" increments) or c-frame base.
- Available with basic flat top or one-tier or two-tier overshelves.



1-tier unit with  
optional grid panel



2-tier unit



Click on the  
EG number button  
to download the  
spec sheet for  
each product.

**adjustable®**  
- with Tubular Base

**Download**  
Spec Sheet  
EG10.09

## Stainless Steel Cleanroom Tables

- Type 304 stainless steel tables available with solid or perforated tops.
- Featuring brushed or electropolished finish.
- Standard table bases are C-Frame, H-Frame or solid undershelf.
- Custom sizes available upon request.

**Cleanroom  
Tables**

**Download**  
Spec Sheet  
EG04.02



Solid Top, C-Frame Base



Solid Backsplash Top  
with H-Frame Base



Solid Top with  
Undershelf



Perforated Top with  
C-Frame Base



Perforated Backsplash  
Top with H-Frame Base



Perforated Top with  
Solid Undershelf

## Workstations for Non-Critical Environments Also Available

- 14 or 16 gauge stainless steel tops.
- Available with adjustable stainless steel undershelf or tubular base.
- Accommodates Eagle's Flex-Master overshelf system.
- Custom sizes available upon request.

**Download**  
Spec Sheet  
EG10.70

Workstations for  
Non-Critical Environments

**Download**  
Spec Sheet  
EG10.08

Flex-Master  
Overshelf Systems



## Stainless Steel Countertops



**Stainless Steel  
Countertops**

**Download  
Spec Sheet  
EG04.12**

- 14 or 16 gauge Type 304 or 316 stainless steel.
- Standard front edge Square or Box Marine, unless otherwise specified.
- Fabricated sink bowls available in many sizes.
- Custom configurations available, consult factory.

**Click on the  
EG number button  
to download the  
spec sheet for  
each product.**

## Countertop Drop-In Self Rim Sinks

- Constructed of durable 304 stainless steel.
- Comes standard with mounting hardware, swivel faucet and 1½" basket drain.
- Available with one, two, or three compartments.

**Download  
Spec Sheet  
EG20.39**



**Three-Compartment**

## Countertop Drop-In Sinks - No Deck

- Constructed of durable 304 stainless steel.
- Comes standard with 1½" basket drain.
- Features 1¾" trim on all four sides.
- Available with one, two, or three compartments.



**One-Compartment**

**Download  
Spec Sheet  
EG20.17**

## Scrub Sinks



**Scrub Sink  
-Standard Design**

- 11" -deep sink is 20" end-to-end and features a deep sloped basin.
- Includes faucet and an 18" flexible stainless steel supply hoses.



**Scrub Sink  
-ADA Compliant**

**Download  
Spec Sheet  
EG05.11**

## Hand Sinks

- Widest range of hand sink models to meet any requirement.
- Industry's only positive-drain bowl, assuring complete drainage.
- Type 304 stainless steel all-welded construction.

**Download  
Hand Sink Brochure  
EG7006**



**Download  
Spec Sheet  
EG20.42**

**Traditional Hand Sink  
-with Foot Pedal**



**Traditional Hand Sink  
-with Knee Valve**

**Download  
Spec Sheet  
EG20.44**

**Download  
Spec Sheet  
EG20.44**

# SPACEPlanning



Since joining the Revit® community in late 2012, Eagle has been working diligently to create our Revit® content library of catalog items.

You can access Eagle's Revit® library through our website—[www.eaglemhc.com](http://www.eaglemhc.com)—which features a link on the homepage which takes you directly to our offering in the KCL library.




## Contact us...

If you are interested in a model that is not yet available via our website, please contact us via email at: [revit@eaglegrp.com](mailto:revit@eaglegrp.com)

Please include the following information with your request, if applicable:

- Contact information
- Project name
- Requested timeline
- Deliverable media
- Custom or standard (include Model #)
- Plans and/or specifications related
- Special considerations
- Revit version (2011-2018 available)

## IVF Lab Installation:



## Shelf Select™

A *No-Cost* Design & Layout Service for Shelving Products.

1. Supply us with details of your project.
2. We'll provide you with drawings and a quote.




Plan View



Perspective View

Quote includes model numbers, net prices and shipping weights for all components in specified job.  
(Provided after plan view is approved.)



To get started:

**E-Mail:** [quotes@eaglegrp.com](mailto:quotes@eaglegrp.com)

**Fax:** 302-653-3091

A completed Shelf Select™ custom layout and quotation will be mailed, e-mailed or faxed back to you within 48 hrs.

©2021 Eagle Group.

Although every attempt has been made to ensure the accuracy of the data in this publication, we cannot be responsible for printing or typographical errors or omissions.



**Healthcare Products**



Material Handling, Healthcare & Cleanroom Equipment

100 Industrial Blvd. Clayton DE, 19938  
P: (800) 441-8440 • F: (302) 653-2065  
[www.eaglemhc.com](http://www.eaglemhc.com)



Rev 02/21 EG7039