



Profit from the Eagle Advantage®

## Specification Sheet

### Short Form Specifications

Eagle One-Compartment Sink, model \_\_\_\_\_, with 2"-wide "Euro-Style" edging on front and sides. Unit constructed of heavy gauge type 304 stainless steel top and sink bowls. Sinks to be deep-drawn, seamless, and have all corners covered. Drainboards, when required, shall be "V" creased for positive drainage. 9½" high backsplash with 1" upturn and tile edge. Legs to be 1½" O.D. galvanized tubing with front-to-back crossbracing, and 1" high impact plastic adjustable bullet feet.



**FEATURING  
2"-WIDE  
EURO-STYLE  
EDGING**

### Options / Accessories

- |  |  |
|--|--|
| <input type="checkbox"/> Stainless steel legs        | <input type="checkbox"/> Faucets       |
| <input type="checkbox"/> Stainless steel bullet feet | <input type="checkbox"/> Sink covers   |
| <input type="checkbox"/> Lever drains                | <input type="checkbox"/> Waste outlets |
| <input type="checkbox"/> Twist handle drains         | <input type="checkbox"/> Sink kits     |
| <input type="checkbox"/> Twist drain brackets        | <input type="checkbox"/> Overflow hole |

### EAGLE GROUP

100 Industrial Boulevard, Clayton, DE 19938-8903 USA  
Phone: 302-653-3000 • 800-441-8440 • Fax: 302-653-2065  
[www.eaglegrp.com](http://www.eaglegrp.com)  
[www.eaglegrpnews.com](http://www.eaglegrpnews.com)  
[www.eaglemh.com](http://www.eaglemh.com)

For custom configuration or fabrication needs, contact our **SpecFAB® Division**.  
Phone: 302-653-3000 • Fax: 302-653-2065 • e-mail: [quotes@eaglegrp.com](mailto:quotes@eaglegrp.com)

Item No.: \_\_\_\_\_  
Project No.: \_\_\_\_\_  
S.I.S. No.: \_\_\_\_\_

## 314 Series Coved Corner One-Compartment Sinks

### MODELS:

- |                                       |                                       |                                       |                                       |
|---------------------------------------|---------------------------------------|---------------------------------------|---------------------------------------|
| <input type="checkbox"/> 314-16-1     | <input type="checkbox"/> 314-18-1     | <input type="checkbox"/> 314-22-1     | <input type="checkbox"/> 314-24-1     |
| <input type="checkbox"/> 314-16-1-18  | <input type="checkbox"/> 314-18-1-18  | <input type="checkbox"/> 314-22-1-18  | <input type="checkbox"/> 314-24-1-18  |
| <input type="checkbox"/> 314-16-1-18L | <input type="checkbox"/> 314-18-1-18L | <input type="checkbox"/> 314-22-1-18L | <input type="checkbox"/> 314-24-1-18L |
| <input type="checkbox"/> 314-16-1-18R | <input type="checkbox"/> 314-18-1-18R | <input type="checkbox"/> 314-22-1-18R | <input type="checkbox"/> 314-24-1-18R |
| <input type="checkbox"/> 314-16-1-24  | <input type="checkbox"/> 314-18-1-24  | <input type="checkbox"/> 314-22-1-24  | <input type="checkbox"/> 314-24-1-24  |
| <input type="checkbox"/> 314-16-1-24L | <input type="checkbox"/> 314-18-1-24L | <input type="checkbox"/> 314-22-1-24L | <input type="checkbox"/> 314-24-1-24L |
| <input type="checkbox"/> 314-16-1-24R | <input type="checkbox"/> 314-18-1-24R | <input type="checkbox"/> 314-22-1-24R | <input type="checkbox"/> 314-24-1-24R |

### Materials

- Sink bowl: Heavy gauge type 304 stainless steel.
- Top: Drainboards, backsplash and euro-style edging are heavy gauge type 304 stainless steel.
- Legs: 1½" (41mm)-diameter heavy-gauge galvanized tubing with plated 12-gauge gussets and high-impact corrosion resistant fully adjustable bullet feet - crossbracing is 1" (25mm)-diameter heavy-gauge galvanized tubing.

### Design and Construction Features

- Bowl features deep-drawn one-piece seamless construction, using state-of-the-art hydraulic presses.
- Sink bowl has generous radius with a minimum dimension of 3" (76mm) and are rectangular for maximum capacity.
- New 20" x 16" (508 x 406mm) bowl design, with enhanced polishing techniques.
- 13½" (343mm) water level is standard.
- Swirl-away drainage.
- Leg gusset assemblies welded adjacent to sink bowl for maximum weight support and stability.
- 9½" (241mm) standard backsplash includes 1" (25mm) upturn and tile edge for easy installation and feathering to wall/splash surface.
- "V" creased drainboards for positive drainage.

### Mechanical:

- Water supply is ½" (13mm) IPS for hot and cold lines.
- Faucet holes are 1½" (29mm) punched on 8" (203mm) centers.
- Basket-type waste drain included fits sink bowl's 3½" (89mm) opening and features 1½" (38mm) outlet.

### Certifications / Approvals



AutoQuotes



EG20.27 Rev. 09/22

Spec sheets available for viewing, printing or downloading from our online literature library at our websites

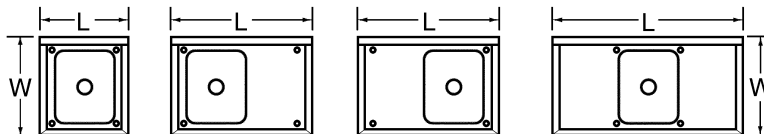
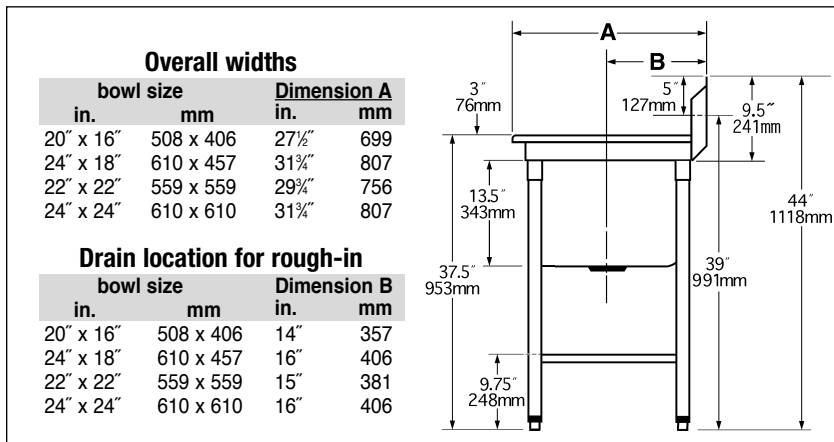
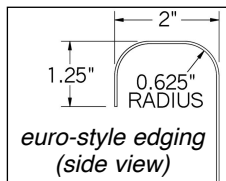
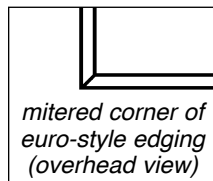
Eagle Foodservice Equipment, Eagle MHC, and SpecFAB® are divisions of Eagle Group. ©2022 by the Eagle Group



Profit from the Eagle Advantage®

Item No.: \_\_\_\_\_  
 Project No.: \_\_\_\_\_  
 S.I.S. No.: \_\_\_\_\_

## 314 Series Coved Corner One-Compartment Sinks



Please note the pair of legs located under the OUTER area of drainboard  
(only on one-compartment sinks with one drainboard)

model #	BOWL DIMENSIONS				DRAINBOARD				OVERALL DIMENSIONS				weight	
	width		length		quantity	length			width		length		lbs.	kg
	in.	mm	in.	mm		in.	mm		in.	mm	in.	mm		
<b>314-16-1</b>	20"	508	16"	406	0	-	-		27½"	699	23¼"	591	93	42.2
<b>314-16-1-18R or L</b>	20"	508	16"	406	1	18"	457		27½"	699	38¾"	987	96	43.6
<b>314-16-1-18</b>	20"	508	16"	406	2	18"	457		27½"	699	54½"	1384	133	60.3
<b>314-16-1-24R or L</b>	20"	508	16"	406	1	24"	610		27½"	699	44⅞"	1140	99	44.9
<b>314-16-1-24</b>	20"	508	16"	406	2	24"	610		27½"	699	66½"	1689	135	61.2
<b>314-18-1</b>	24"	610	18"	457	0	-	-		31¼"	807	25½"	648	95	43.1
<b>314-18-1-18R or L</b>	24"	610	18"	457	1	18"	457		31¼"	807	40¾"	1035	110	49.9
<b>314-18-1-18</b>	24"	610	18"	457	2	18"	457		31¼"	807	56"	1422	121	54.9
<b>314-18-1-24R or L</b>	24"	610	18"	457	1	24"	610		31¼"	807	46¾"	1188	120	54.4
<b>314-18-1-24</b>	24"	610	18"	457	2	24"	610		31¼"	807	68"	1727	140	63.5
<b>314-22-1</b>	22"	559	22"	559	0	-	-		29¾"	756	29½"	749	100	45.4
<b>314-22-1-18R or L</b>	22"	559	22"	559	1	18"	457		29¾"	756	45"	1143	115	52.2
<b>314-22-1-18</b>	22"	559	22"	559	2	18"	457		29¾"	756	60½"	1537	125	56.7
<b>314-22-1-24R or L</b>	22"	559	22"	559	1	24"	610		29¾"	756	51"	1295	127	57.6
<b>314-22-1-24</b>	22"	559	22"	559	2	24"	610		29¾"	756	72½"	1842	145	65.8
<b>314-24-1</b>	24"	610	24"	610	0	-	-		31¼"	807	31½"	800	135	61.2
<b>314-24-1-18R or L</b>	24"	610	24"	610	1	18"	457		31¼"	807	46¾"	1188	143	64.9
<b>314-24-1-18</b>	24"	610	24"	610	2	18"	457		31¼"	807	62"	1575	176	79.8
<b>314-24-1-24R or L</b>	24"	610	24"	610	1	24"	610		31¼"	807	52¾"	1340	178	80.7
<b>314-24-1-24</b>	24"	610	24"	610	2	24"	610		31¼"	807	74"	1880	189	85.7

### EAGLE GROUP

100 Industrial Boulevard, Clayton, DE 19938-8903 USA

Phone: 302-653-3000 or 800-441-8440 • Fax: 302-653-2065

www.eaglegrp.com • www.eaglegrpnews.com • www.eaglehmc.com

Printed in U.S.A.  
 ©2022 by Eagle Group

Rev. 09/22

Spec sheets available for viewing, printing or downloading from our online literature library at our websites

Although every attempt has been made to ensure the accuracy of the information provided, we cannot be held responsible for  
 typographical or printing errors. Information and specifications are subject to change without notice. Please confirm at time of order.



Profit from the Eagle Advantage®

## Specification Sheet

### Short Form Specifications

Eagle Two-Compartment Sink, model \_\_\_\_\_, with 2"-wide "Euro-Style" edging on front and sides. Units constructed of heavy gauge type 304 stainless steel top and sink bowls. Sinks to be deep-drawn, seamless, and have all corners coved. Drainboards, when required, shall be "V" creased for positive drainage. 9½" high backsplash with 1" upturn and tile edge. Legs to be 1½" O.D. galvanized tubing with front-to-back crossbracing, and 1" high impact plastic adjustable bullet feet.



### Options / Accessories

- |  |  |
|--|--|
| <input type="checkbox"/> Stainless steel legs        | <input type="checkbox"/> Faucets       |
| <input type="checkbox"/> Stainless steel bullet feet | <input type="checkbox"/> Sink covers   |
| <input type="checkbox"/> Lever drains                | <input type="checkbox"/> Waste outlets |
| <input type="checkbox"/> Twist handle drains         | <input type="checkbox"/> Sink kits     |
| <input type="checkbox"/> Twist drain brackets        | <input type="checkbox"/> Overflow hole |

### EAGLE GROUP

100 Industrial Boulevard, Clayton, DE 19938-8903 USA

Phone: 302-653-3000 • Fax: 302-653-2065

www.eaglegrp.com

Foodservice Division: Phone 800-441-8440

MHC/Retail Display Divisions: Phone 800-637-5100

For custom configuration or fabrication needs, contact our **SpecFAB®** Division.

Phone: 302-653-3000 • Fax: 302-653-3091 • e-mail: [specfab@eaglegrp.com](mailto:specfab@eaglegrp.com)

Item No.: \_\_\_\_\_  
Project No.: \_\_\_\_\_  
S.I.S. No.: \_\_\_\_\_

## 314 Series Coved Corner Two-Compartment Sinks

### MODELS:

- |                                       |                                       |                                       |                                       |
|---------------------------------------|---------------------------------------|---------------------------------------|---------------------------------------|
| <input type="checkbox"/> 314-16-2     | <input type="checkbox"/> 314-18-2     | <input type="checkbox"/> 314-22-2     | <input type="checkbox"/> 314-24-2     |
| <input type="checkbox"/> 314-16-2-18  | <input type="checkbox"/> 314-18-2-18  | <input type="checkbox"/> 314-22-2-18  | <input type="checkbox"/> 314-24-2-18  |
| <input type="checkbox"/> 314-16-2-18L | <input type="checkbox"/> 314-18-2-18L | <input type="checkbox"/> 314-22-2-18L | <input type="checkbox"/> 314-24-2-18L |
| <input type="checkbox"/> 314-16-2-18R | <input type="checkbox"/> 314-18-2-18R | <input type="checkbox"/> 314-22-2-18R | <input type="checkbox"/> 314-24-2-18R |
| <input type="checkbox"/> 314-16-2-24  | <input type="checkbox"/> 314-18-2-24  | <input type="checkbox"/> 314-22-2-24  | <input type="checkbox"/> 314-24-2-24  |
| <input type="checkbox"/> 314-16-2-24L | <input type="checkbox"/> 314-18-2-24L | <input type="checkbox"/> 314-22-2-24L | <input type="checkbox"/> 314-24-2-24L |
| <input type="checkbox"/> 314-16-2-24R | <input type="checkbox"/> 314-18-2-24R | <input type="checkbox"/> 314-22-2-24R | <input type="checkbox"/> 314-24-2-24R |

### Materials

- Sink bowls: Heavy gauge type 304 stainless steel.
- Top: Drainboards, backsplash and euro-style edging are heavy gauge type 304 stainless steel.
- Legs: 1½" (41mm)-diameter heavy-gauge galvanized tubing with plated 12-gauge gussets and high-impact corrosion resistant fully adjustable bullet feet - crossbracing is 1" (25mm)-diameter heavy-gauge galvanized tubing.

### Design and Construction Features

- All bowls have deep-drawn one-piece seamless construction, using state-of-the-art hydraulic presses.
- Sink bowls have generous radius with minimum dimension of 3" (76mm) and are rectangular for maximum capacity.
- New 20" x 16" (508 x 406mm) bowl design, with enhanced polishing techniques.
- 13½" (343mm) water level is standard.
- Swirl-away drainage.
- Leg gusset assemblies welded adjacent to sink bowl for maximum weight support and stability.
- 9½" (248mm) standard backsplash includes 1" (25mm) upturn and tile edge for easy installation and feathering to wall/splash surface.
- "V" creased drainboards for positive drainage.

### Mechanical:

- Water supply is ½" (13mm) IPS for hot and cold lines.
- Faucet holes are 1½" (29mm) punched on 8" (203mm) centers.
- Basket-type waste drain included fits sink bowls' 3½" (89mm) opening and features 1½" (38mm) outlet.

### Certifications / Approvals



### AUTOQUOTES



EG20.28 Rev. 10/12

Spec sheets available for viewing, printing or downloading from our online literature library at [www.eaglegrp.com](http://www.eaglegrp.com)

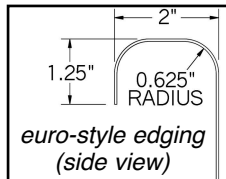
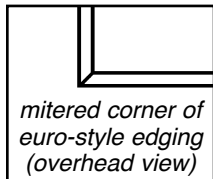
Eagle Foodservice Equipment, Eagle MHC, SpecFAB®, and Retail Display are divisions of Eagle Group. ©2012 by the Eagle Group



Profit from the Eagle Advantage®

Item No.: \_\_\_\_\_  
 Project No.: \_\_\_\_\_  
 S.I.S. No.: \_\_\_\_\_

## 314 Series Coved Corner Two-Compartment Sinks

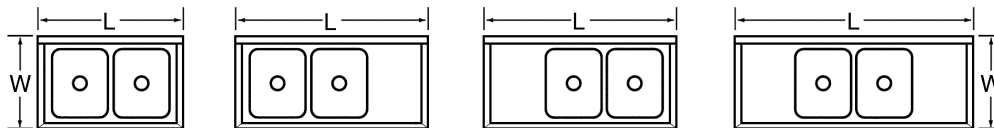
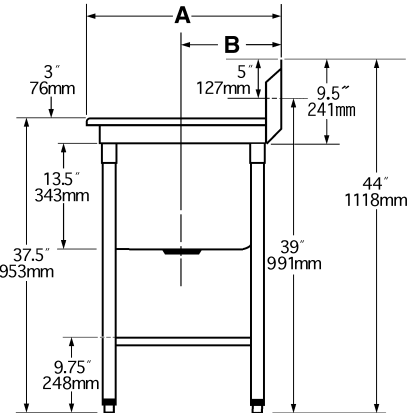


### Overall widths

bowl size		Dimension A	
in.	mm	in.	mm
20" x 16"	508 x 406	27½"	699
24" x 18"	610 x 457	31¾"	807
22" x 22"	559 x 559	29¾"	756
24" x 24"	610 x 610	31¾"	807

### Drain location for rough-in

bowl size		Dimension B	
in.	mm	in.	mm
20" x 16"	508 x 406	14"	357
24" x 18"	610 x 457	16"	406
22" x 22"	559 x 559	15"	381
24" x 24"	610 x 610	16"	406



	BOWL DIMENSIONS				DRAINBOARD			OVERALL DIMENSIONS					
model #	width		length		quantity	length		width		length		weight	
	in.	mm	in.	mm		in.	mm	in.	mm	in.	mm	lbs.	kg
314-16-2	20"	508	16"	406	0	-		27½"	699	41"	1041	64	29.0
314-16-2-18R or L	20"	508	16"	406	1	18"	457	27½"	699	56¾"	1438	83	37.6
314-16-2-18	20"	508	16"	406	2	18"	457	27½"	699	72¼"	1848	102	46.3
314-16-2-24R or L	20"	508	16"	406	1	24"	610	27½"	699	62¾"	1591	89	40.4
314-16-2-24	20"	508	16"	406	2	24"	610	27½"	699	84¼"	2140	114	51.7
314-18-2	24"	610	18"	457	0	-		31¾"	807	45½"	1156	75	33.8
314-18-2-18R or L	24"	610	18"	457	1	18"	457	31¾"	807	60¾"	1543	94	42.6
314-18-2-18	24"	610	18"	457	2	18"	457	31¾"	807	76"	1930	113	51.3
314-18-2-24R or L	24"	610	18"	457	1	24"	610	31¾"	807	66¾"	1696	100	45.4
314-18-2-24	24"	610	18"	457	2	24"	610	31¾"	807	88"	2235	125	56.7
314-22-2	22"	559	22"	559	0	-		29¾"	756	53½"	1359	80	36.3
314-22-2-18R or L	22"	559	22"	559	1	18"	457	29¾"	756	69"	1753	99	44.9
314-22-2-18	22"	559	22"	559	2	18"	457	29¾"	756	84½"	2146	118	53.5
314-22-2-24R or L	22"	559	22"	559	1	24"	610	29¾"	756	75"	1905	105	47.6
314-22-2-24	22"	559	22"	559	2	24"	610	29¾"	756	96½"	2451	130	59.0
314-24-2	24"	610	24"	610	0	-		31¾"	807	57½"	1461	90	40.8
314-24-2-18R or L	24"	610	24"	610	1	18"	457	31¾"	807	72¾"	1847	109	49.4
314-24-2-18	24"	610	24"	610	2	18"	457	31¾"	807	88"	2235	128	58.1
314-24-2-24R or L	24"	610	24"	610	1	24"	610	31¾"	807	78¾"	2000	115	52.2
314-24-2-24	24"	610	24"	610	2	24"	610	31¾"	807	100"	2540	140	63.5

### EAGLE GROUP

100 Industrial Boulevard, Clayton, DE 19938-8903 USA

Phone: 302-653-3000 • Fax: 302-653-2065

www.eaglegrp.com

Foodservice Division: Phone 800-441-8440

MHC/Retail Display Divisions: Phone 800-637-5100

Printed in U.S.A.  
©2012 by Eagle Group

Rev. 10/12

Spec sheets available for viewing, printing or downloading from our online literature library at [www.eaglegrp.com](http://www.eaglegrp.com)

Although every attempt has been made to ensure the accuracy of the information provided, we cannot be held responsible for typographical or printing errors. Information and specifications are subject to change without notice. Please confirm at time of order.



Profit from the Eagle Advantage®


## Specification Sheet

### Short Form Specifications

Eagle Three-Compartment Sink, model \_\_\_\_\_, with 2"-wide "Euro-Style" edging on front and sides. Units constructed of heavy gauge type 304 stainless steel top and sink bowls. Sinks to be deep-drawn, seamless, and have all corners coved. Drainboards, when required, shall be "V" creased for positive drainage. 9½" high backsplash with 1" upturn and tile edge. Legs to be 1½" O.D. galvanized tubing with front-to-back crossbracing, and 1" high impact plastic adjustable bullet feet.



three-compartment sink  
with double drainboards  
(faucet not included)



**FEATURING  
2"-WIDE  
EURO-STYLE  
EDGING**

### Options / Accessories

- |  |  |
|--|--|
| <input type="checkbox"/> Stainless steel legs        | <input type="checkbox"/> Faucets       |
| <input type="checkbox"/> Stainless steel bullet feet | <input type="checkbox"/> Sink covers   |
| <input type="checkbox"/> Lever drains                | <input type="checkbox"/> Waste outlets |
| <input type="checkbox"/> Twist handle drains         | <input type="checkbox"/> Sink kits     |
| <input type="checkbox"/> Twist drain brackets        | <input type="checkbox"/> Overflow hole |

### EAGLE GROUP

100 Industrial Boulevard, Clayton, DE 19938-8903 USA  
Phone: 302-653-3000 • 800-441-8440 • Fax: 302-653-2065  
[www.eaglegrp.com](http://www.eaglegrp.com)  
[www.eaglegrpnews.com](http://www.eaglegrpnews.com)  
[www.eaglemh.com](http://www.eaglemh.com)

For custom configuration or fabrication needs, contact our **SpecFAB® Division**.  
Phone: 302-653-3000 • Fax: 302-653-2065 • e-mail: [quotes@eaglegrp.com](mailto:quotes@eaglegrp.com)

Item No.: \_\_\_\_\_  
Project No.: \_\_\_\_\_  
S.I.S. No.: \_\_\_\_\_

## 314 Series Coved Corner Three-Compartment Sinks

### MODELS:

- |                                       |                                       |                                       |                                       |
|---------------------------------------|---------------------------------------|---------------------------------------|---------------------------------------|
| <input type="checkbox"/> 314-16-3     | <input type="checkbox"/> 314-18-3     | <input type="checkbox"/> 314-22-3     | <input type="checkbox"/> 314-24-3     |
| <input type="checkbox"/> 314-16-3-18  | <input type="checkbox"/> 314-18-3-18  | <input type="checkbox"/> 314-22-3-18  | <input type="checkbox"/> 314-24-3-18  |
| <input type="checkbox"/> 314-16-3-18L | <input type="checkbox"/> 314-18-3-18L | <input type="checkbox"/> 314-22-3-18L | <input type="checkbox"/> 314-24-3-18L |
| <input type="checkbox"/> 314-16-3-18R | <input type="checkbox"/> 314-18-3-18R | <input type="checkbox"/> 314-22-3-18R | <input type="checkbox"/> 314-24-3-18R |
| <input type="checkbox"/> 314-16-3-24  | <input type="checkbox"/> 314-18-3-24  | <input type="checkbox"/> 314-22-3-24  | <input type="checkbox"/> 314-24-3-24  |
| <input type="checkbox"/> 314-16-3-24L | <input type="checkbox"/> 314-18-3-24L | <input type="checkbox"/> 314-22-3-24L | <input type="checkbox"/> 314-24-3-24L |
| <input type="checkbox"/> 314-16-3-24R | <input type="checkbox"/> 314-18-3-24R | <input type="checkbox"/> 314-22-3-24R | <input type="checkbox"/> 314-24-3-24R |

### Materials

- Sink bowls: Heavy gauge type 304 stainless steel.
- Top: Drainboards, backsplash and euro-style edging are heavy gauge type 304 stainless steel.
- Legs: 1½" (41mm)-diameter heavy-gauge galvanized tubing with plated 12-gauge gussets and high-impact corrosion resistant fully adjustable bullet feet. Crossbracing is 1" (25mm)-diameter heavy-gauge galvanized tubing.

### Design and Construction Features

- All bowls have deep-drawn one-piece seamless construction, using state-of-the-art hydraulic presses.
- Sink bowls have generous radius with minimum dimension of 3" (76mm) and are rectangular for maximum capacity.
- New 20" x 16" (508 x 406mm) bowl design, with enhanced polishing techniques.
- 13½" (343mm) water level is standard.
- Swirl-away drainage.
- Leg gusset assemblies welded adjacent to sink bowl for maximum weight support and stability.
- 9½" (241mm) standard backsplash includes 1" (25mm) upturn and tile edge for easy installation and feathering to wall/splash surface.
- "V" creased drainboards for positive drainage.

### Mechanical:

- Water supply is ½" (13mm) IPS for hot and cold lines.
- Faucet holes are 1½" (29mm) punched on 8" (203mm) centers; two sets of faucet holes are punched where indicated on chart (back page).
- Basket-type waste drain included fits sink bowls' 3½" (89mm) opening and features 1½" (38mm) outlet.

### Certifications / Approvals



AutoQuotes

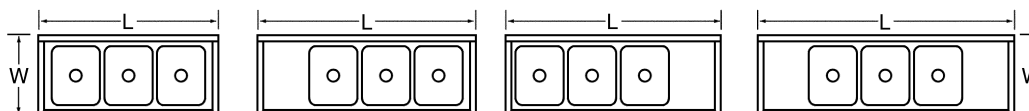
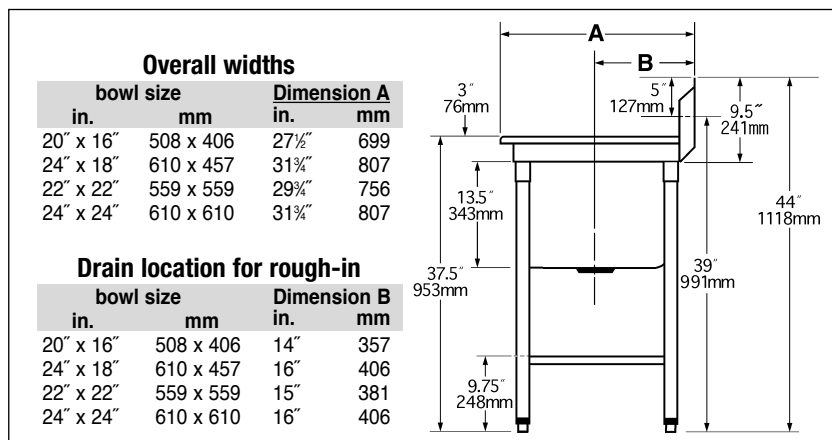
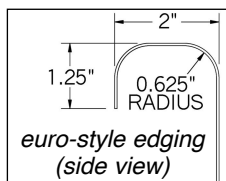
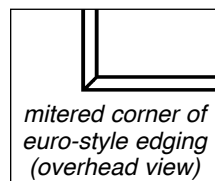




Profit from the Eagle Advantage®

Item No.: \_\_\_\_\_  
 Project No.: \_\_\_\_\_  
 S.I.S. No.: \_\_\_\_\_

## 314 Series Coved Corner Three-Compartment Sinks



	BOWL DIMENSIONS				DRAINBOARD			OVERALL DIMENSIONS					
	width		length			length		width		length		weight	
model #	in.	mm	in.	mm	quantity	in.	mm	in.	mm	in.	mm	lbs.	kg
314-16-3	20"	508	16"	406	0	-		27½"	699	58¾"	1492	165	74.8
314-16-3-18R or L	20"	508	16"	406	1	18"	457	27½"	699	74¾"	1889	170	77.1
314-16-3-18	20"	508	16"	406	2	18"	457	27½"	699	90"	2286	175	79.4
314-16-3-24R or L	20"	508	16"	406	1	24"	610	27½"	699	80¾"	2042	190	86.2
314-16-3-24	20"	508	16"	406	2	24"	610	27½"	699	102"	2591	204	92.5
314-18-3*	24"	610	18"	457	0	-		31¼"	807	65½"	1664	167	75.8
314-18-3-18R or L*	24"	610	18"	457	1	18"	457	31¼"	807	80¾"	2051	206	93.4
314-18-3-18*	24"	610	18"	457	2	18"	457	31¼"	807	96"	2438	224	101.6
314-18-3-24R or L*	24"	610	18"	457	1	24"	610	31¼"	807	86¾"	2203	228	103.4
314-18-3-24*	24"	610	18"	457	2	24"	610	31¼"	807	108"	2743	232	105.2
314-22-3*	22"	559	22"	559	0	-		29¾"	756	77½"	1969	170	77.1
314-22-3-18R or L*	22"	559	22"	559	1	18"	457	29¾"	756	93"	2362	224	101.6
314-22-3-18*	22"	559	22"	559	2	18"	457	29¾"	756	108½"	2756	231	104.8
314-22-3-24R or L*	22"	559	22"	559	1	24"	610	29¾"	756	99"	2515	235	106.6
314-22-3-24*	22"	559	22"	559	2	24"	610	29¾"	756	120½"	3061	239	108.4
314-24-3*	24"	610	24"	610	0	-		31¼"	807	83½"	2121	175	79.4
314-24-3-18R or L*	24"	610	24"	610	1	18"	457	31¼"	807	98¾"	2508	226	102.5
314-24-3-18*	24"	610	24"	610	2	18"	457	31¼"	807	114"	2896	249	113.0
314-24-3-24R or L*	24"	610	24"	610	1	24"	610	31¼"	807	104¾"	2661	250	113.4
314-24-3-24*	24"	610	24"	610	2	24"	610	31¼"	807	126"	3200	260	117.9

\* Features two sets of faucet holes.

### EAGLE GROUP

100 Industrial Boulevard, Clayton, DE 19938-8903 USA

Phone: 302-653-3000 or 800-441-8440 • Fax: 302-653-2065

www.eaglegrp.com • www.eaglegrpnews.com • www.eaglehmc.com

Printed in U.S.A.  
 ©2022 by Eagle Group

Rev. 09/22

Spec sheets available for viewing, printing or downloading from our online literature library at our websites

Although every attempt has been made to ensure the accuracy of the information provided, we cannot be held responsible for typographical or printing errors. Information and specifications are subject to change without notice. Please confirm at time of order.



Profit from the Eagle Advantage®


## Specification Sheet

### Short Form Specifications

Eagle Four-Compartment Sink, model \_\_\_\_\_, with 2"-wide "Euro-Style" edging on front and sides. Unit constructed of heavy gauge type 304 stainless steel top and sink bowls. Sinks to be deep-drawn, seamless, and have all corners coved. Drainboards, when required, shall be "V" creased for positive drainage. 9½" high backsplash with 1" upturn and tile edge. Legs to be 1½" O.D. galvanized tubing with front-to-back crossbracing, and 1" high impact plastic adjustable bullet feet.



four-compartment sink  
with double drainboards



**FEATURING  
2"-WIDE  
EURO-STYLE  
EDGING**

### Options / Accessories

- |  |  |
|--|--|
| <input type="checkbox"/> Stainless steel legs        | <input type="checkbox"/> Faucets       |
| <input type="checkbox"/> Stainless steel bullet feet | <input type="checkbox"/> Sink covers   |
| <input type="checkbox"/> Lever drains                | <input type="checkbox"/> Waste outlets |
| <input type="checkbox"/> Twist handle drains         | <input type="checkbox"/> Sink kits     |
| <input type="checkbox"/> Twist drain brackets        | <input type="checkbox"/> Overflow hole |

### EAGLE GROUP

100 Industrial Boulevard, Clayton, DE 19938-8903 USA

Phone: 302-653-3000 • Fax: 302-653-2065

www.eaglegrp.com

Foodservice Division: Phone 800-441-8440

MHC/Retail Display Divisions: Phone 800-637-5100

For custom configuration or fabrication needs, contact our **SpecFAB®** Division.

Phone: 302-653-3000 • Fax: 302-653-3091 • e-mail: specfab@eaglegrp.com

Item No.: \_\_\_\_\_  
Project No.: \_\_\_\_\_  
S.I.S. No.: \_\_\_\_\_

## 314 Series Coved Corner Four-Compartment Sinks

### MODELS:

- |                                       |                                       |                                       |
|---------------------------------------|---------------------------------------|---------------------------------------|
| <input type="checkbox"/> 314-16-4     | <input type="checkbox"/> 314-18-4     | <input type="checkbox"/> 314-24-4     |
| <input type="checkbox"/> 314-16-4-18  | <input type="checkbox"/> 314-18-4-18  | <input type="checkbox"/> 314-24-4-18  |
| <input type="checkbox"/> 314-16-4-18L | <input type="checkbox"/> 314-18-4-18L | <input type="checkbox"/> 314-24-4-18L |
| <input type="checkbox"/> 314-16-4-18R | <input type="checkbox"/> 314-18-4-18R | <input type="checkbox"/> 314-24-4-18R |
| <input type="checkbox"/> 314-16-4-24  | <input type="checkbox"/> 314-18-4-24  | <input type="checkbox"/> 314-24-4-24  |
| <input type="checkbox"/> 314-16-4-24L | <input type="checkbox"/> 314-18-4-24L | <input type="checkbox"/> 314-24-4-24L |
| <input type="checkbox"/> 314-16-4-24R | <input type="checkbox"/> 314-18-4-24R | <input type="checkbox"/> 314-24-4-24R |

### Materials

- Sink bowls: Heavy gauge type 304 stainless steel.
- Top: Drainboards, backsplash and euro-style edging are heavy gauge type 304 stainless steel.
- Legs: 1½" (41mm)-diameter heavy-gauge galvanized tubing with plated 12-gauge gussets and high-impact corrosion resistant fully adjustable bullet feet - crossbracing is 1" (25mm)-diameter heavy-gauge galvanized tubing.

### Design and Construction Features

- All bowls have deep-drawn one-piece seamless construction, using state-of-the-art hydraulic presses.
- Sink bowls have generous radius with minimum dimension of 3" (76mm) and are rectangular for maximum capacity.
- New 20" x 16" (508 x 406mm) bowl design, with enhanced polishing techniques.
- 13½" (343mm) water level is standard.
- Swirl-away drainage.
- Leg gusset assemblies welded adjacent to sink bowl for maximum weight support and stability.
- 9½" (241mm) standard backsplash includes 1" (25mm) upturn and tile edge for easy installation and feathering to wall/splash surface.
- "V" creased drainboards for positive drainage.

### Mechanical:

- Water supply is ½" (13mm) IPS for hot and cold lines.
- Faucet holes are 1½" (29mm) punched on 8" (203mm) centers; two sets of faucet holes are punched.
- Basket-type waste drain included fits sink bowls' 3½" (89mm) opening and features 1½" (38mm) outlet.

### Certifications / Approvals



### AUTOQUOTES



Spec sheets available for viewing, printing or downloading from our online literature library at [www.eaglegrp.com](http://www.eaglegrp.com)

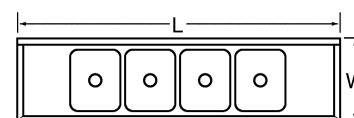
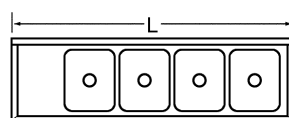
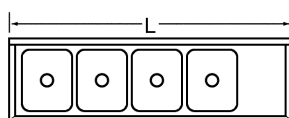
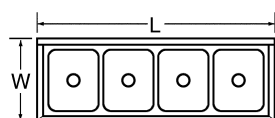
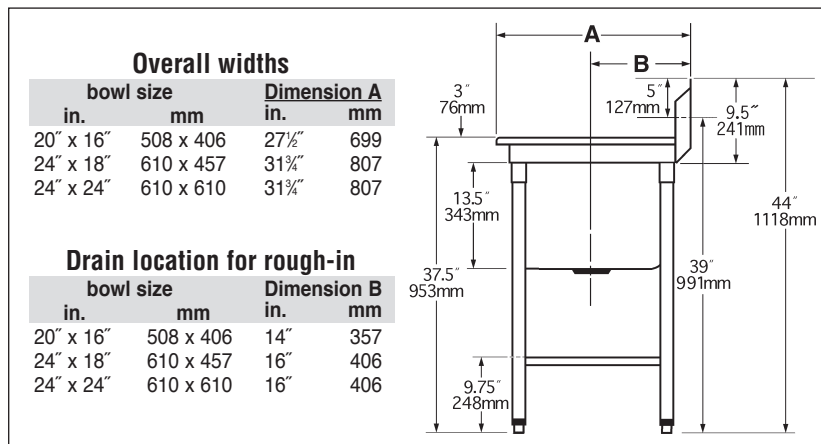
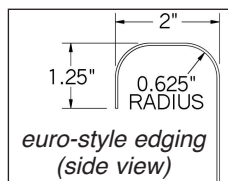
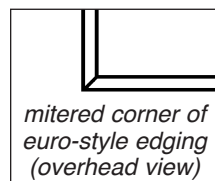
Eagle Foodservice Equipment, Eagle MHC, SpecFAB®, and Retail Display are divisions of Eagle Group. ©2012 by the Eagle Group



Profit from the Eagle Advantage®

Item No.: \_\_\_\_\_  
 Project No.: \_\_\_\_\_  
 S.I.S. No.: \_\_\_\_\_

## 314 Series Coved Corner Four-Compartment Sinks



model #	BOWL DIMENSIONS				quantity	DRAINBOARD		OVERALL DIMENSIONS				weight	
	width	length	width	length		length		width	length	width	length		
	in.	mm	in.	mm		in.	mm	in.	mm	in.	mm	lbs.	kg
314-16-4	20"	508	16"	406	0	-		27½"	699	76½"	1943	125	56.7
314-16-4-18R or L	20"	508	16"	406	1	18"	457	27½"	699	92½"	2340	144	65.3
314-16-4-18	20"	508	16"	406	2	18"	457	27½"	699	107¾"	2737	163	73.9
314-16-4-24R or L	20"	508	16"	406	1	24"	610	27½"	699	98½"	2492	150	68.0
314-16-4-24	20"	508	16"	406	2	24"	610	27½"	699	119¾"	3042	175	79.5
314-18-4	24"	610	18"	457	0	-		31¾"	807	85½"	2172	135	61.2
314-18-4-18R or L	24"	610	18"	457	1	18"	457	31¾"	807	100¾"	2559	154	69.9
314-18-4-18	24"	610	18"	457	2	18"	457	31¾"	807	116"	2946	173	78.5
314-18-4-24R or L	24"	610	18"	457	1	24"	610	31¾"	807	106¾"	2711	160	72.6
314-18-4-24	24"	610	18"	457	2	24"	610	31¾"	807	128"	3251	185	83.9
314-24-4	24"	610	24"	610	0	-		31¾"	807	109½"	2783	153	55.6
314-24-4-18R or L	24"	610	24"	610	1	18"	457	31¾"	807	124¾"	3169	172	78.0
314-24-4-18	24"	610	24"	610	2	18"	457	31¾"	807	140"	3556	191	86.6
314-24-4-24R or L	24"	610	24"	610	1	24"	610	31¾"	807	130¾"	3321	178	80.7
314-24-4-24	24"	610	24"	610	2	24"	610	31¾"	807	152"	3861	203	92.1

### EAGLE GROUP

100 Industrial Boulevard, Clayton, DE 19938-8903 USA

Phone: 302-653-3000 • Fax: 302-653-2065

www.eaglegrp.com

Foodservice Division: Phone 800-441-8440

MHC/Retail Display Divisions: Phone 800-637-5100

Printed in U.S.A.  
©2012 by Eagle Group

Rev. 10/12

Spec sheets available for viewing, printing or downloading from our online literature library at [www.eaglegrp.com](http://www.eaglegrp.com)

Although every attempt has been made to ensure the accuracy of the information provided, we cannot be held responsible for typographical or printing errors. Information and specifications are subject to change without notice. Please confirm at time of order.