



Profit from the Eagle Advantage®

Specification Sheet

Short Form Specifications

Eagle Two-Compartment Utility Sinks, model _____ . Constructed of type 304 or 430 stainless steel with square corners, Euro-Style edging on front, and 8" backsplash. All partitions have 5/8" rolled top edge. Faucet holes punched on 8" centers. All outside corners to be bullnosed for clean, safe edges. 1 1/2" O.D. galvanized tubular legs with adjustable bullet feet.



two-compartment utility sink

Options / Accessories

- Faucets
- Detachable drainboard *
- Lever waste
- Lever waste with overflow
- Stainless steel legs
- Stainless steel feet

* See Spec Sheet #EG20.13E for optional detachable drainboards.

Design and Construction Features:

- For numerous applications when NSF approval is not required (For NSF-approved utility sinks, add prefix "N-" to model number. Example: N-2460-2-16/3)
- Entire assembly is fuse welded and planished, providing a one-piece seamless sink unit.
- 34 1/2" to 35 1/2" (876 to 902mm) working height.

EAGLE GROUP

100 Industrial Boulevard, Clayton, DE 19938-8903 USA

Phone: 302-653-3000 • Fax: 302-653-2065

www.eaglegrp.com

Foodservice Division: Phone 800-441-8440

MHC/Retail Display Divisions: Phone 800-637-5100

For custom configuration or fabrication needs, contact our SpecFAB® Division.

Phone: 302-653-3000 • Fax: 302-653-2065 • e-mail: quotes@eaglegrp.com

Item No.: _____
 Project No.: _____
 S.I.S. No.: _____

Two-Compartment Utility Sinks with Square Corner Construction

MODELS:

- 1836-2-16/4
- 1836-2-16/3
- 1848-2-16/4
- 1848-2-16/3
- 2136-2-16/4
- 2136-2-16/3
- 2148-2-16/4
- 2148-2-16/3
- 2448-2-16/4
- 2448-2-16/3
- 2460-2-16/4
- 2460-2-16/3
- 2136-2-18-16/4
- 2136-2-18-16/3
- 2448-2-24-16/4
- 2448-2-24-16/3

Top:

- All partitions have euro-style front edge.
- Available with detachable* or welded drainboards.
- 8" (203mm) splash features 2" (51mm) return to wall on 45° angle, with 1" (25mm) upturn.
- 1 1/2" (29mm) faucet holes punched on 8" (203mm) centers.

Legs:

- 1 1/2" (41mm)-diameter heavy-gauge galvanized tubing.
- High-impact corrosion-resistant 1" (25mm) adjustable bullet feet.
- Leg locations fall directly under sink bowls, providing increased stability and maximum weight support.

Sink Bowls:

- 16 gauge type 304 or 430 stainless steel.
- 13 3/4" (340mm)-deep compartments.
- 12-gauge leg gussets welded to a die-cut heavy-gauge reinforcing plate underneath sink bowls.
- Drain holes are 3 1/2" (89mm)-diameter, recessed, and complete with 1 1/2" (38mm) IPS basket-type waste drains, which is shipped loose.

AUTOQUOTES



EG20.13B Rev. 06/14

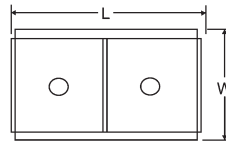
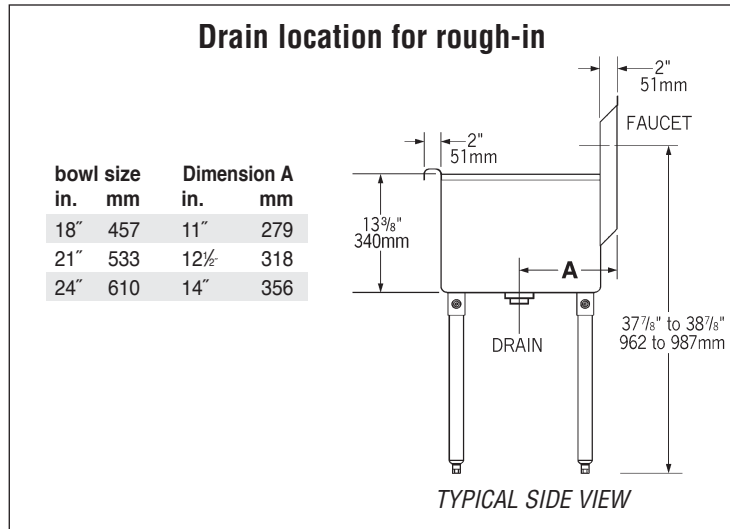
Spec sheets available for viewing, printing or downloading from our online literature library at www.eaglegrp.com

Eagle Foodservice Equipment, Eagle MHC, SpecFAB®, and Retail Display are divisions of Eagle Group. ©2014 by the Eagle Group



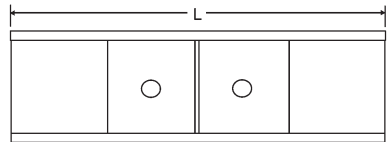
Item No.: _____
 Project No.: _____
 S.I.S. No.: _____

Two-Compartment Utility Sinks with Square Corner Construction



Sinks with No Drainboards

16 gauge type 430 stainless steel model #	16 gauge type 304 stainless steel model #	BOWL DIMENSIONS				DRAINBOARD		OVERALL DIMENSIONS				weight	
		width in.	width mm	length in.	length mm	quantity	length in. mm	width in.	width mm	length in.	length mm	lbs.	kg
1836-2-16/4	1836-2-16/3	18"	457	18"	457	0	n/a	22"	559	37 7/8"	991	75	34.0
1848-2-16/4	1848-2-16/3	18"	457	24"	610	0	n/a	22"	559	49 7/8"	1295	80	36.3
2136-2-16/4	2136-2-16/3	21"	533	18"	457	0	n/a	25"	635	37 7/8"	991	80	36.3
2148-2-16/4	2148-2-16/3	21"	533	24"	610	0	n/a	25"	635	49 7/8"	1295	85	38.6
2448-2-16/4	2448-2-16/3	24"	610	24"	610	0	n/a	28"	711	49 7/8"	1295	89	40.4
2460-2-16/4	2460-2-16/3	24"	610	30"	762	0	n/a	28"	711	61 7/8"	1600	95	43.1



Sinks with Double Drainboards

16 gauge type 430 stainless steel model #	16 gauge type 304 stainless steel model #	BOWL DIMENSIONS				DRAINBOARD		OVERALL DIMENSIONS				weight	
		width in.	width mm	length in.	length mm	quantity	length in. mm	width in.	width mm	length in.	length mm	lbs.	kg
2136-2-18-16/4	2136-2-18-16/3	21"	533	18"	457	2	18" 457	25"	635	72 1/4"	1905	120	54.4
2448-2-24-16/4	2448-2-24-16/3	24"	610	24"	610	2	24" 610	28"	711	96 1/4"	2515	139	63.1

EAGLE GROUP
 100 Industrial Boulevard, Clayton, DE 19938-8903 USA
 Phone: 302-653-3000 • Fax: 302-653-2065
 www.eaglegrp.com

Foodservice Division: Phone 800-441-8440
 MHC/Retail Display Divisions: Phone 800-637-5100

Printed in U.S.A.
 ©2014 by Eagle Group

Rev. 06/14

Spec sheets available for viewing, printing or downloading from our online literature library at www.eaglegrp.com

Although every attempt has been made to ensure the accuracy of the information provided, we cannot be held responsible for typographical or printing errors. Information and specifications are subject to change without notice. Please confirm at time of order.