

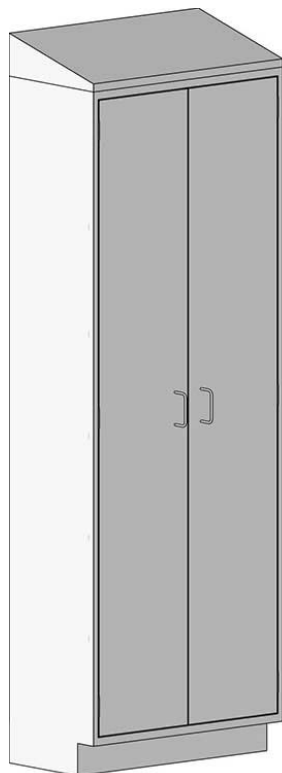
Specification Sheet

Short Form Specifications

All stainless steel type 304 enclosed cabinet. 18" or 24"-deep. Flat top units are 84"-high, sloped top units are 89"-high. Widths range from 24" to 48". Five adjustable shelves. Doors are inset double-panel construction, mounted with five-knuckle hinges and provided with 4" wire pull handle and roller catch. Designed and tested to the SEFA 8 Metal Casework recommended practices.



SSC-TCBL-1824



SSC-TCBST-1830

Tall Cabinets— Solid Swinging Tall Cases

MODELS:

- | | |
|--|--|
| <input type="checkbox"/> SSC-TCBL-1824 | <input type="checkbox"/> SSC-TCBLST-1824 |
| <input type="checkbox"/> SSC-TCBR-1824 | <input type="checkbox"/> SSC-TCBRST-1824 |
| <input type="checkbox"/> SSC-TCB-1830 | <input type="checkbox"/> SSC-TCBST-1830 |
| <input type="checkbox"/> SSC-TCB-1836 | <input type="checkbox"/> SSC-TCBST-1836 |
| <input type="checkbox"/> SSC-TCB-1848 | <input type="checkbox"/> SSC-TCBST-1848 |
| <input type="checkbox"/> SSC-TCBL-2424 | <input type="checkbox"/> SSC-TCBLST-2424 |
| <input type="checkbox"/> SSC-TCBR-2424 | <input type="checkbox"/> SSC-TCBRST-2424 |
| <input type="checkbox"/> SSC-TCB-2430 | <input type="checkbox"/> SSC-TCBST-2430 |
| <input type="checkbox"/> SSC-TCB-2436 | <input type="checkbox"/> SSC-TCBST-2436 |
| <input type="checkbox"/> SSC-TCB-2448 | <input type="checkbox"/> SSC-TCBST-2448 |

Design and Construction Features

- Type 304 stainless steel construction.
- Five intermediate shelves, adjustable on 3" (76mm) increments.
- Available with 18" or 24" (457 or 610mm) depth.
- Widths range from 24" to 48" (610 to 1219mm).
- Offered with single left- or right-swing door, or with double doors.
- Doors are double-panel inset construction with five-knuckle hinges, 4" wire pull, and roller catch.
- Units with flat top are 84" (2134mm) high.
- Units with sloped top are 89" (2261mm) high.

Options / Accessories

- Glass doors
- Door locks
- Additional shelves
- Custom door pulls
- Custom sizes

CAUTION: Tall cabinets present a tipping hazard if not properly installed. Proper installation requires these cabinets to be anchored to a wall or other cabinets to improve stability and ensure door operation.

EAGLE GROUP

100 Industrial Boulevard
Clayton, DE 19938-8903 USA

Phone: 302-653-3000 • 800-441-8440

Fax: 302-653-2065

www.eaglegrp.com • www.eaglemh.com

For custom configuration or fabrication needs, contact our SpecFAB® Division.

Phone: 302-653-3000 • Fax: 302-653-2065 • e-mail: quotes@eaglegrp.com

Certifications / Approvals



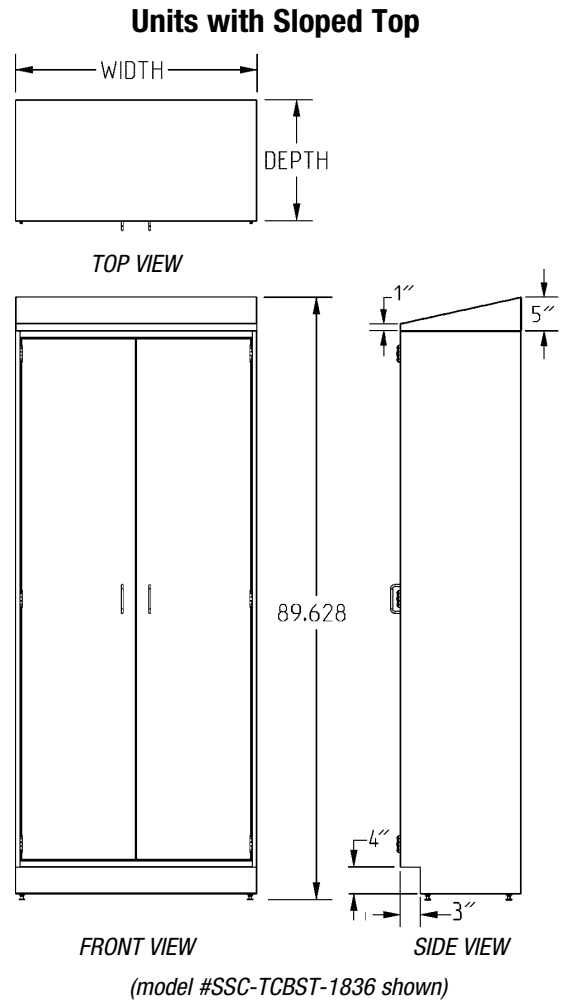
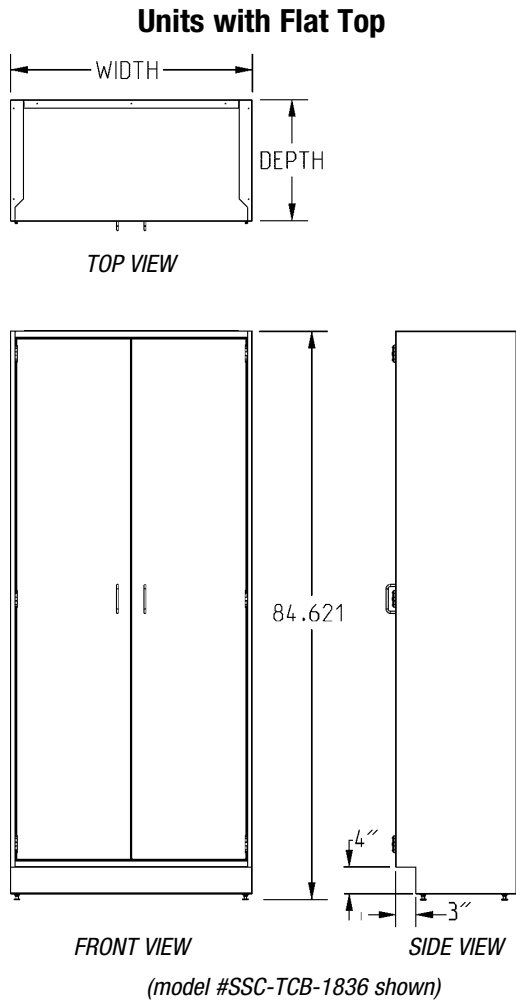
SEFA 8 Metal Casework

EG03.41 Rev. 11/21

Spec sheets available for viewing, printing or downloading from our online literature library at www.eaglegrp.com

Item No.: _____
 Project No.: _____
 S.I.S. No.: _____

Tall Cabinets—Solid Swinging Tall Cases



| | | | Units with Flat Top | | | | | Units with Sloped Top | | | | | | |
|-------------|-------|-----|---------------------|-------------|--------|------|---------|-----------------------|---------------|-----|---------|------|-------|-----------------|
| depth in | width | | height | | weight | | model # | height in. | weight | | model # | | | |
| | in. | mm | in. | mm | lbs. | kg | | | in. | mm | | lbs. | kg | |
| 18" | 457 | 24" | 610 | left-swing | 84" | 2134 | 343 | 155.6 | SSC-TCBL-1824 | 89" | 2261 | 363 | 164.6 | SSC-TCBLST-1824 |
| 18" | 457 | 24" | 610 | right-swing | 84" | 2134 | 343 | 155.6 | SSC-TCBR-1824 | 89" | 2261 | 363 | 164.6 | SSC-TCBRST-1824 |
| 18" | 457 | 30" | 762 | double | 84" | 2134 | 381 | 172.8 | SSC-TCB-1830 | 89" | 2261 | 401 | 181.9 | SSC-TCBST-1830 |
| 18" | 457 | 36" | 914 | double | 84" | 2134 | 413 | 187.3 | SSC-TCB-1836 | 89" | 2261 | 431 | 195.5 | SSC-TCBST-1836 |
| 18" | 457 | 48" | 1219 | double | 84" | 2134 | 418 | 189.6 | SSC-TCB-1848 | 89" | 2261 | 438 | 198.6 | SSC-TCBST-1848 |
| 24" | 610 | 24" | 457 | left-swing | 84" | 2134 | 373 | 169.2 | SSC-TCBL-2424 | 89" | 2261 | 393 | 178.2 | SSC-TCBLST-2424 |
| 24" | 610 | 24" | 457 | right-swing | 84" | 2134 | 373 | 169.2 | SSC-TCBR-2424 | 89" | 2261 | 393 | 178.2 | SSC-TCBRST-2424 |
| 24" | 610 | 30" | 762 | double | 84" | 2134 | 448 | 203.2 | SSC-TCB-2430 | 89" | 2261 | 468 | 212.2 | SSC-TCBST-2430 |
| 24" | 610 | 36" | 914 | double | 84" | 2134 | 493 | 223.6 | SSC-TCB-2436 | 89" | 2261 | 513 | 232.7 | SSC-TCBST-2436 |
| 24" | 610 | 48" | 1219 | double | 84" | 2134 | 523 | 237.2 | SSC-TCB-2448 | 89" | 2261 | 543 | 246.3 | SSC-TCBST-2448 |

EAGLE GROUP

100 Industrial Boulevard, Clayton, DE 19938-8903 USA
 Phone: 302-653-3000 or 800-441-8440 • Fax: 302-653-2065
 www.eaglegrp.com • www.eaglemhc.com

Printed in U.S.A.
 ©2021 by Eagle Group

Rev. 11/21

Spec sheets available for viewing, printing or downloading from our online literature library at www.eaglegrp.com

Although every attempt has been made to ensure the accuracy of the information provided, we cannot be held responsible for typographical or printing errors. Information and specifications are subject to change without notice. Please confirm at time of order.