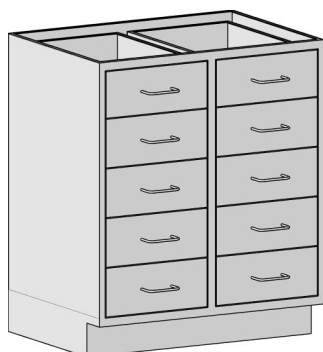



Specification Sheet

Short Form Specifications

All stainless steel type 304 enclosed cabinet. 22"-deep. 35" height. Wire pull handle on each drawer front. Widths range from 30" to 48" Available with double bank of ten 6"- or eight 7"-high drawers. Inset construction, double-panel drawer face, full-extension ball bearing drawer slides, leveling feet, 4" toe kick, removable back panel. Designed and tested to the SEFA 8 Metal Casework recommended practices.



#SSC-HDBD6-36



#SSC-HDBD7-48

Standing Height Base Cabinets with Double-Bank Drawers

MODELS:

- SSC-HDBD6-30
- SSC-HDBD6-36
- SSC-HDBD6-48
- SSC-HDBD7-30
- SSC-HDBD7-36
- SSC-HDBD7-48

Design and Construction Features

- Type 304 series stainless steel construction.
- All units are 22" (559mm) front-to-back and 35" (889mm) height.
- Double-Bank full drawers.
- Drawers feature wire pull handles.
- 4" (102mm)-high toe kick.
- Inset construction with double-panel drawer face.
- Full-extension ball bearing slides.
- Leveling feet accessible from inside the cabinet.
- Removable back panel.

Options / Accessories

- Drawer locks
- Soft-close drawer slides
- Custom drawer pulls
- Custom drawer combinations
- Custom sizes

EAGLE GROUP

100 Industrial Boulevard
Clayton, DE 19938-8903 USA

Phone: 302-653-3000 • 800-441-8440

Fax: 302-653-2065

www.eaglegrp.com • www.eaglemhc.com

For custom configuration or fabrication needs, contact our **SpecFAB®** Division.

Phone: 302-653-3000 • Fax: 302-653-2065 • e-mail: quotes@eaglegrp.com

Certifications / Approvals



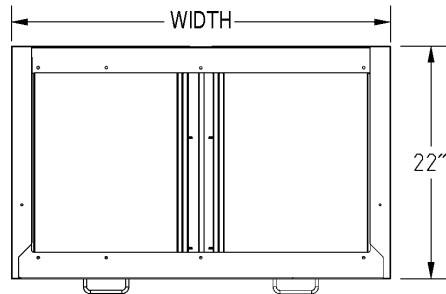
SEFA 8 Metal Casework

EG03.02 Rev. 11/21

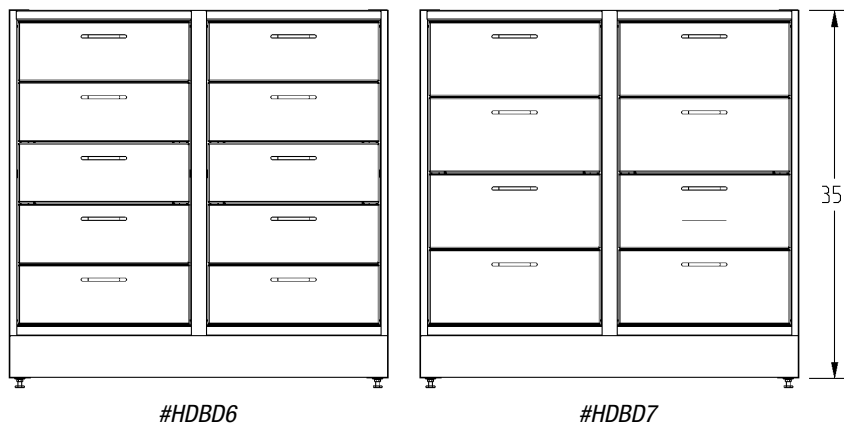
Spec sheets available for viewing, printing or downloading from our online literature library at www.eaglegrp.com

Item No.: _____
 Project No.: _____
 S.I.S. No.: _____

Standing Height Base Cabinets with Double-Bank Drawers



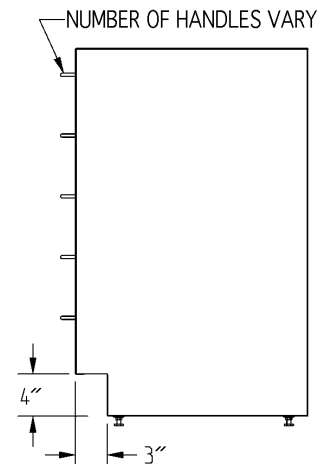
TOP VIEW OF ALL CABINETS



#HDBD6

#HDBD7

FRONT VIEWS



SIDE VIEW

depth		width		with Ten 6" (152mm) Drawers			with Eight 7" (178mm) Drawers		
in	mm	in	mm	lbs.	kg	model #	lbs.	kg	model #
22"	559	30"	762	548	248.6	SSC-HDBD6-30	244	110.7	SSC-HDBD7-30
22"	559	36"	914	566	256.7	SSC-HDBD6-36	253	114.8	SSC-HDBD7-36
22"	559	48"	1219	598	271.2	SSC-HDBD6-48	269	122.1	SSC-HDBD7-48

EAGLE GROUP

100 Industrial Boulevard, Clayton, DE 19938-8903 USA

Phone: 302-653-3000 or 800-441-8440 • Fax: 302-653-2065

www.eaglegrp.com • www.eaglemhc.com

Printed in U.S.A.
 ©2021 by Eagle Group

Rev. 11/21

Spec sheets available for viewing, printing or downloading from our online literature library at www.eaglegrp.com

Although every attempt has been made to ensure the accuracy of the information provided, we cannot be held responsible for typographical or printing errors. Information and specifications are subject to change without notice. Please confirm at time of order.