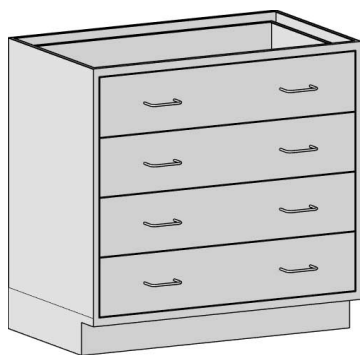


Item No.: _____
 Project No.: _____
 S.I.S. No.: _____


Specification Sheet

Short Form Specifications

All stainless steel type 304 enclosed cabinet. Drawers range from 3" to 10" high, depending on number of drawers per unit. 22"-deep. 35" height. Widths range from 18" to 48" Available with single bank of four 7", three 10", ten 3", or five 6"-high drawers. Inset construction, double-panel drawer face, full-extension ball bearing drawer slides, leveling feet, 4" toe kick, removable back panel. Designed and tested to the SEFA 8 Metal Casework recommended practices.



#SSC-HDB7-36



#SSC-HDB10-24

Standing Height Base Cabinets with Single-Bank Drawers

MODELS:

- | | |
|---------------------------------------|--------------------------------------|
| <input type="checkbox"/> SSC-HDB7-18 | <input type="checkbox"/> SSC-HDB3-18 |
| <input type="checkbox"/> SSC-HDB7-24 | <input type="checkbox"/> SSC-HDB3-24 |
| <input type="checkbox"/> SSC-HDB7-30 | <input type="checkbox"/> SSC-HDB3-30 |
| <input type="checkbox"/> SSC-HDB7-36 | <input type="checkbox"/> SSC-HDB3-36 |
| <input type="checkbox"/> SSC-HDB7-48 | <input type="checkbox"/> SSC-HDB3-48 |
| <input type="checkbox"/> SSC-HDB10-18 | <input type="checkbox"/> SSC-HDB6-18 |
| <input type="checkbox"/> SSC-HDB10-24 | <input type="checkbox"/> SSC-HDB6-24 |
| <input type="checkbox"/> SSC-HDB10-30 | <input type="checkbox"/> SSC-HDB6-30 |
| <input type="checkbox"/> SSC-HDB10-36 | <input type="checkbox"/> SSC-HDB6-36 |
| <input type="checkbox"/> SSC-HDB10-48 | <input type="checkbox"/> SSC-HDB6-48 |

Design and Construction Features

- Type 304 stainless steel construction.
- All units are 22" (559mm) front-to-back and 35" (889mm) height.
- Single-bank full drawers.
- Drawers feature wire pull handles.
- 4" (102mm)-high toe kick.
- Inset construction with double-panel drawer face.
- Full-extension ball bearing slides.
- Leveling feet accessible from inside the cabinet.
- Removable back panel.

Options / Accessories

- Drawer locks
- Soft-close drawer slides
- Custom drawer pulls
- Custom sizes and drawer configurations

EAGLE GROUP

100 Industrial Boulevard
 Clayton, DE 19938-8903 USA

Phone: 302-653-3000 • 800-441-8440

Fax: 302-653-2065

www.eaglegrp.com • www.eaglemh.com

For custom configuration or fabrication needs, contact our SpecFAB® Division.

Phone: 302-653-3000 • Fax: 302-653-2065 • e-mail: quotes@eaglegrp.com

Certifications / Approvals



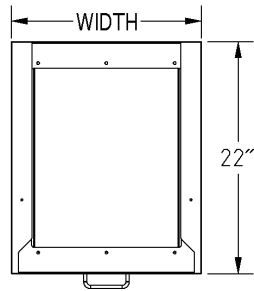
SEFA 8 Metal Casework

EG03.01 Rev. 11/21

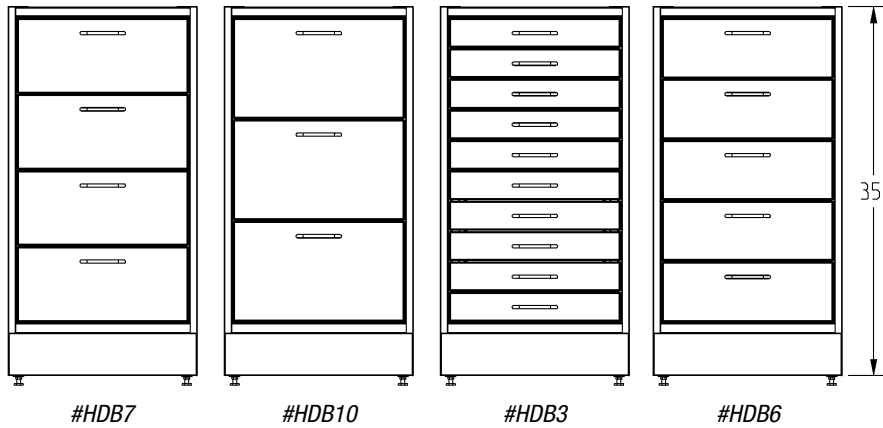
Spec sheets available for viewing, printing or downloading from our online literature library at www.eaglegrp.com

Item No.: _____
 Project No.: _____
 S.I.S. No.: _____

Standing Height Base Cabinets Single-Bank Drawers



TOP VIEW OF ALL CABINETS



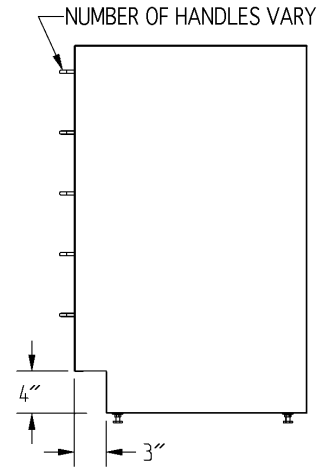
#HDB7

#HDB10

#HDB3

#HDB6

FRONT VIEWS



SIDE VIEW

depth		width		with Four 7" (178mm) Drawers			with Three 10" (254mm) Drawers			with Ten 3" (76mm) Drawers			with Five 6" (152mm) Drawers		
in	mm	in	mm	lbs.	kg	model #	lbs.	kg	model #	lbs.	kg	model #	lbs.	kg	model #
22"	559	18"	457	142	64.4	SSC-HDB7-18	134	60.8	SSC-HDB10-18	174	78.0	SSC-HDB3-18	149	67.6	SSC-HDB6-18
22"	559	24"	610	167	75.7	SSC-HDB7-24	159	72.1	SSC-HDB10-24	199	90.3	SSC-HDB3-24	174	78.9	SSC-HDB6-24
22"	559	30"	762	260	117.9	SSC-HDB7-30	244	110.7	SSC-HDB10-30	324	146.9	SSC-HDB3-30	274	124.3	SSC-HDB6-30
22"	559	36"	914	269	122.0	SSC-HDB7-36	253	114.8	SSC-HDB10-36	333	151.0	SSC-HDB3-36	283	128.4	SSC-HDB6-36
22"	559	48"	1219	285	129.0	SSC-HDB7-48	269	122.1	SSC-HDB10-48	349	158.0	SSC-HDB3-48	299	135.6	SSC-HDB6-48

EAGLE GROUP

100 Industrial Boulevard, Clayton, DE 19938-8903 USA

Phone: 302-653-3000 or 800-441-8440 • Fax: 302-653-2065

www.eaglegrp.com • www.eaglehmc.com

Printed in U.S.A.
 ©2021 by Eagle Group

Rev. 11/21

Spec sheets available for viewing, printing or downloading from our online literature library at www.eaglegrp.com

Although every attempt has been made to ensure the accuracy of the information provided, we cannot be held responsible for typographical or printing errors. Information and specifications are subject to change without notice. Please confirm at time of order.